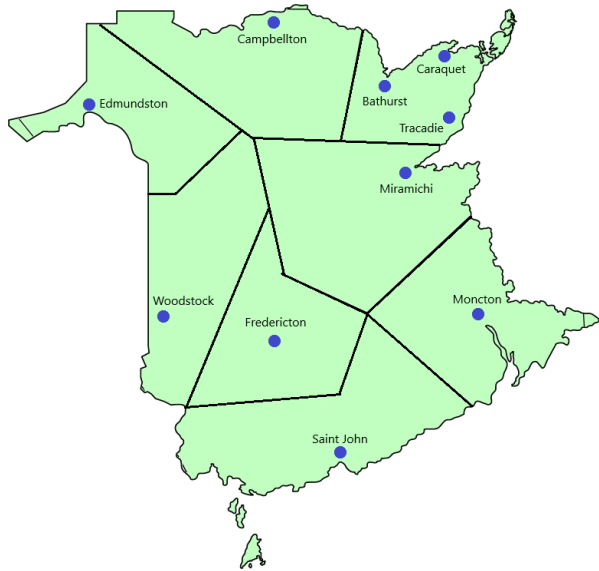


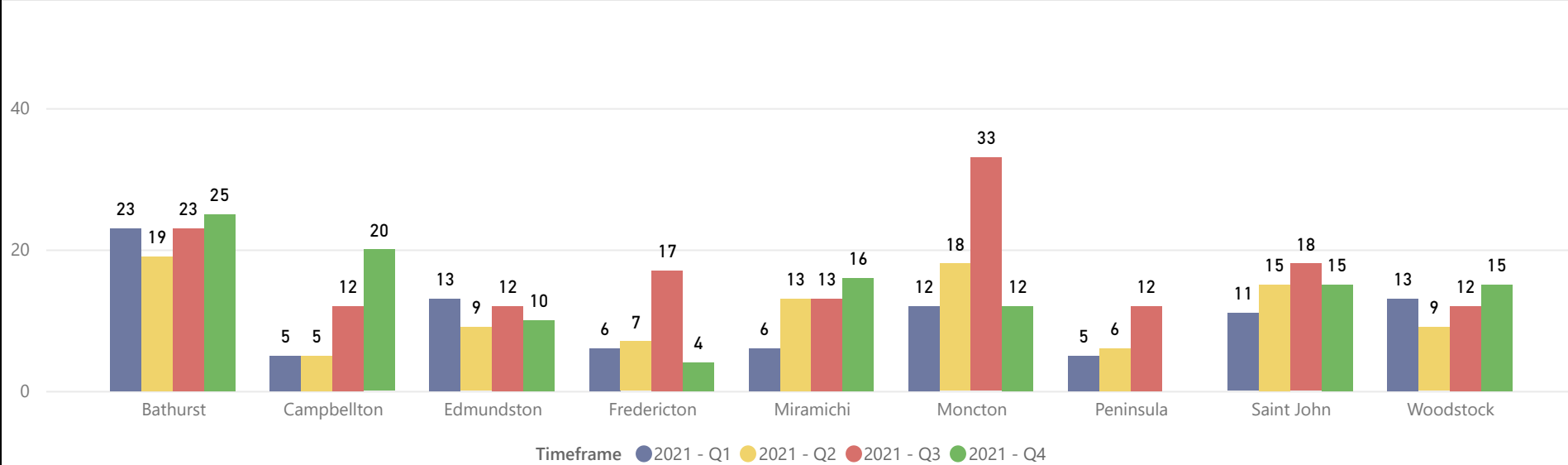
New Brunswick Provincial Courts Dashboard

Court Delays at the end of the 4th Quarter 2021

Provincial Court Locations



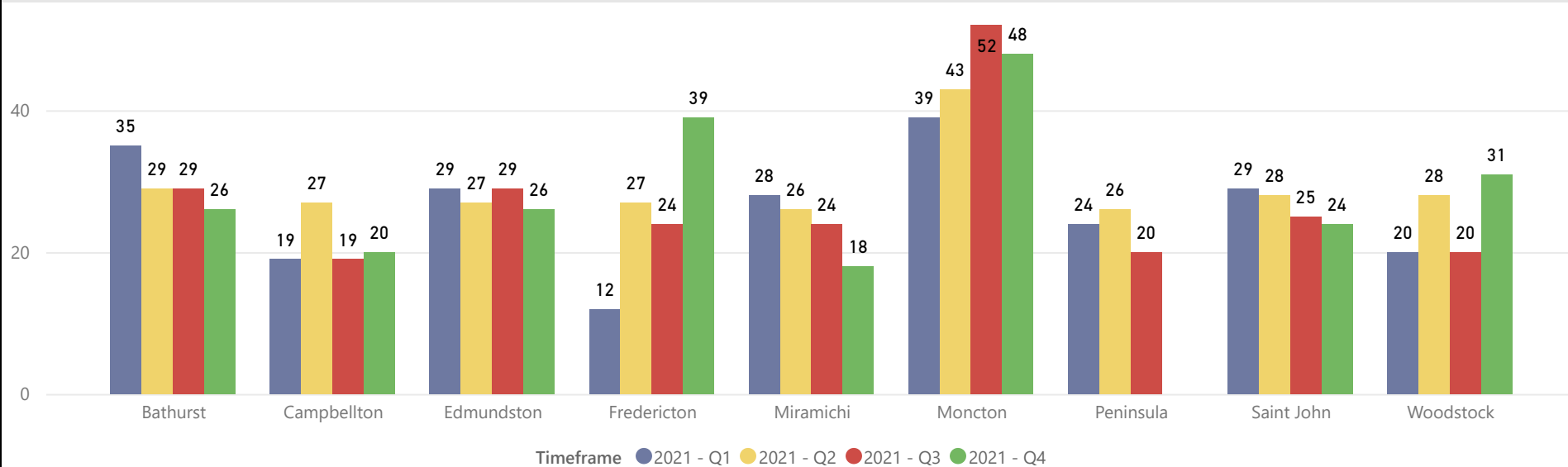
Court Delays - # of Weeks for a Trial Date for a Client in Custody



Provincial Courtroom Allocations

Courthouse	Active Courtrooms	Total Courtrooms
Bathurst	1	2
Campbellton	1	2
Edmundston	1.25	2
Fredericton	3	3
Miramichi	2	2
Moncton	6	8
Peninsula	2 x 0.5	2
Saint John	4.5	7
Woodstock	1	1

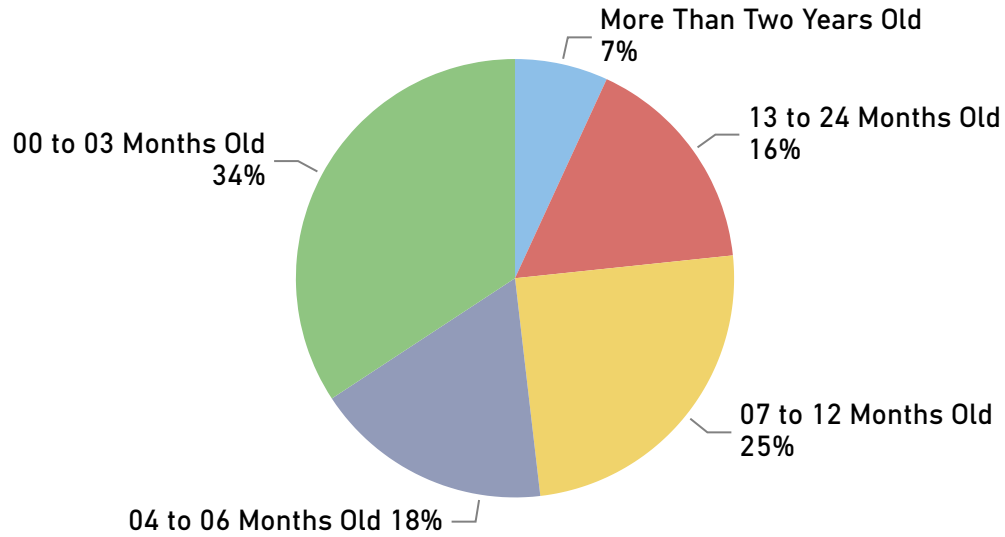
Court Delays - # of Weeks for a Trial Date for a Client not in Custody



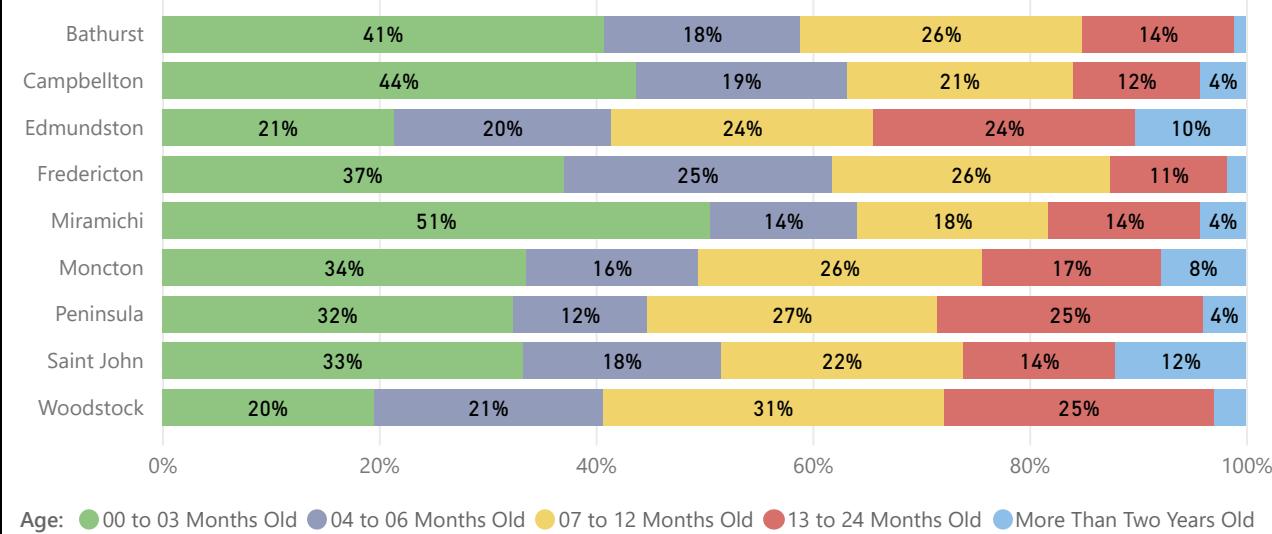
New Brunswick Provincial Courts Dashboard

Age of Charges Resolved during the 4th Quarter of 2021

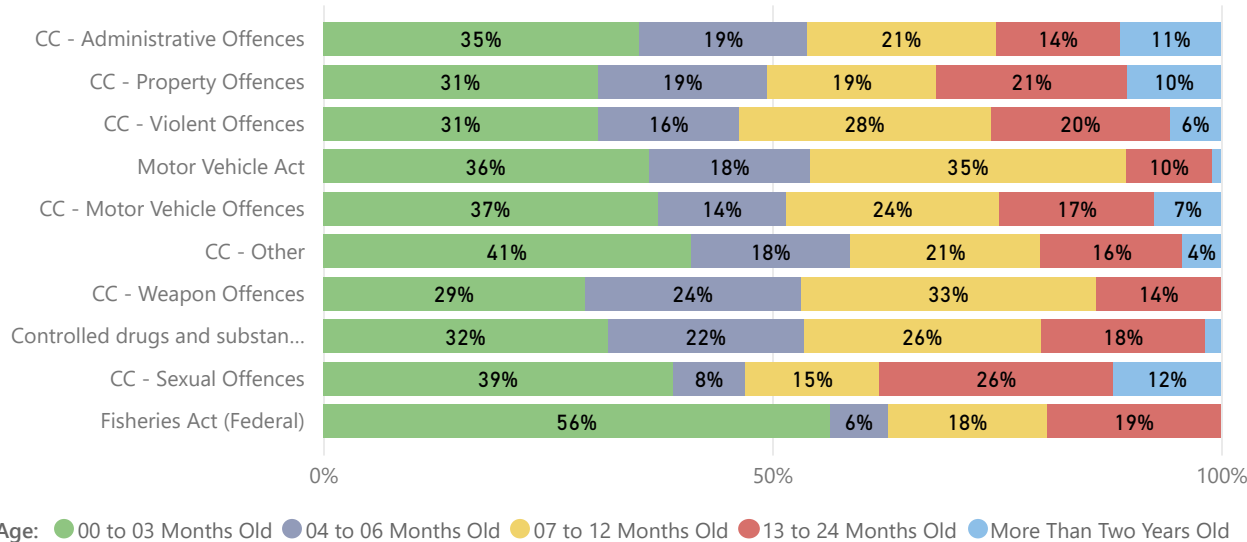
Age of Charges Resolved



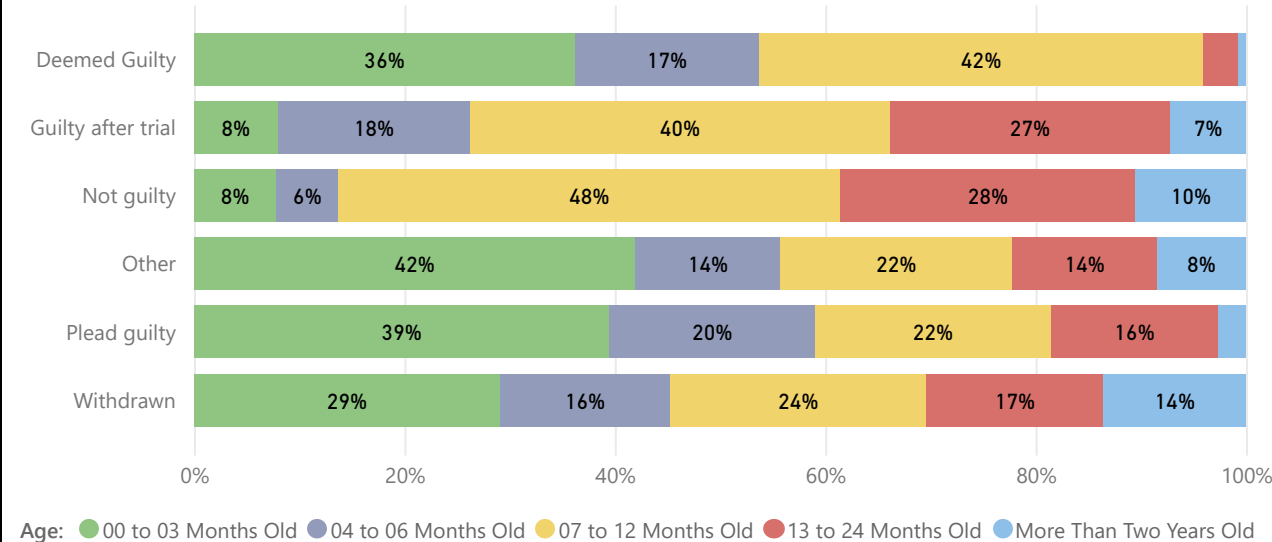
Age of Charges Resolved - By Courthouse



Age of Charges Resolved - By Top 10 Type of Offence



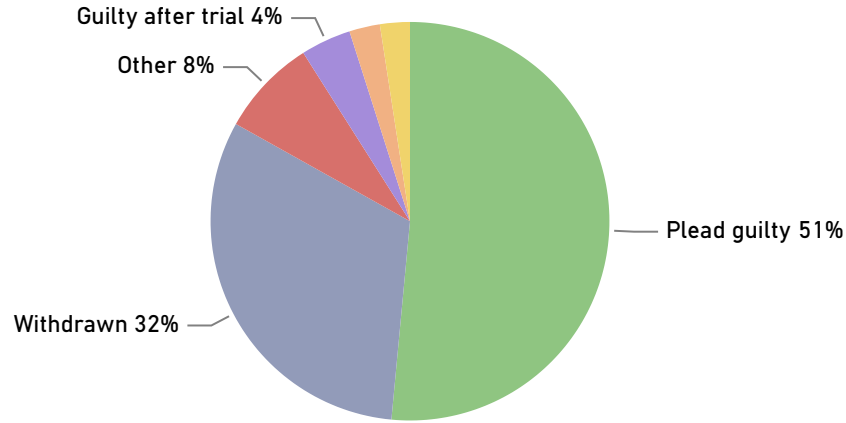
Age of Charges Resolved - By Outcome



New Brunswick Provincial Courts Dashboard

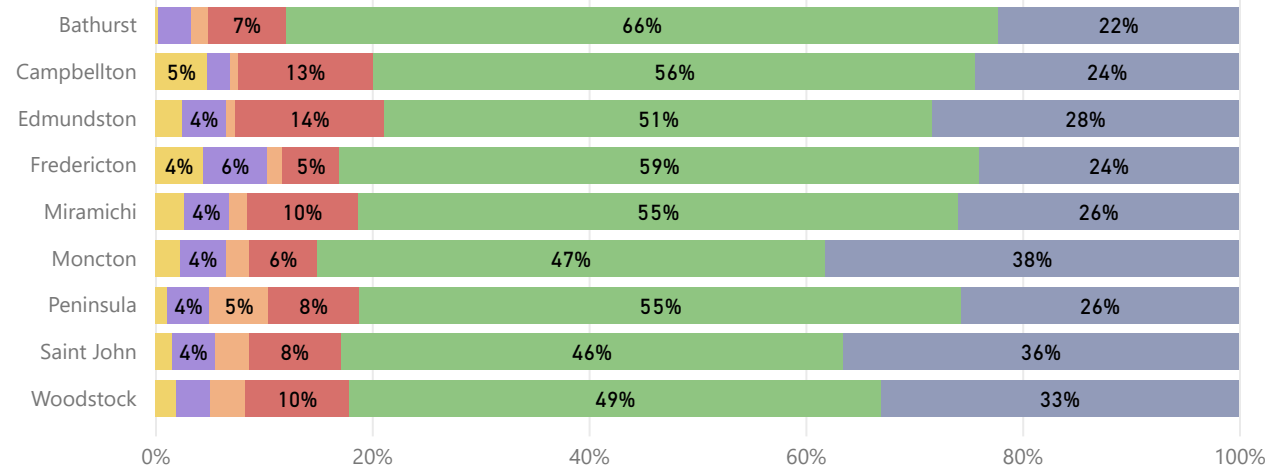
Outcome of Charges Resolved during the 4th Quarter of 2021

Outcome of Charges Resolved



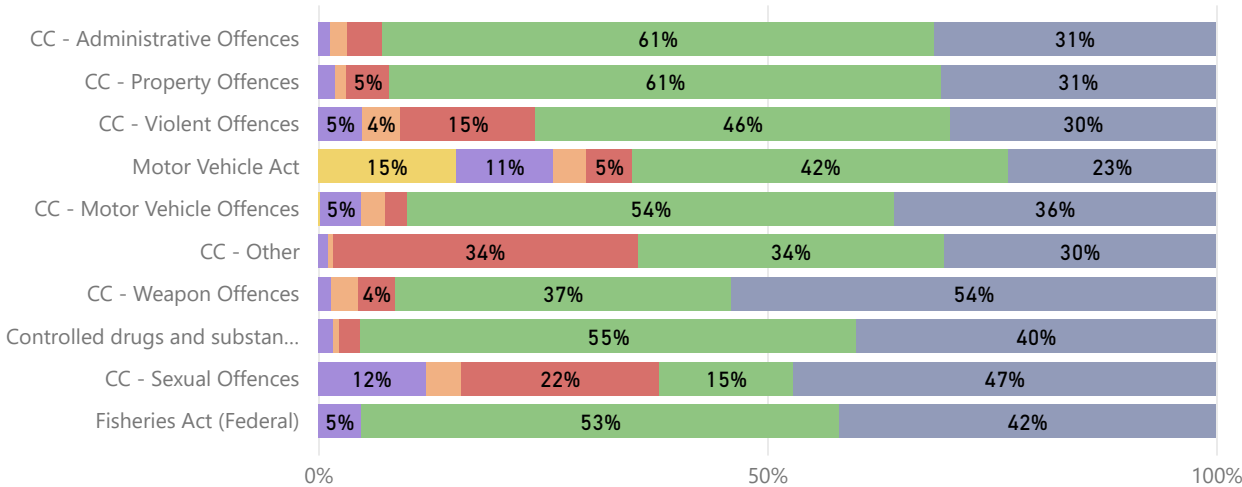
Outcome: ● Plead guilty ● Withdrawn ● Other ● Guilty after trial ● Not guilty ● Deemed Guilty

Outcome of Charges Resolved - By Courthouse



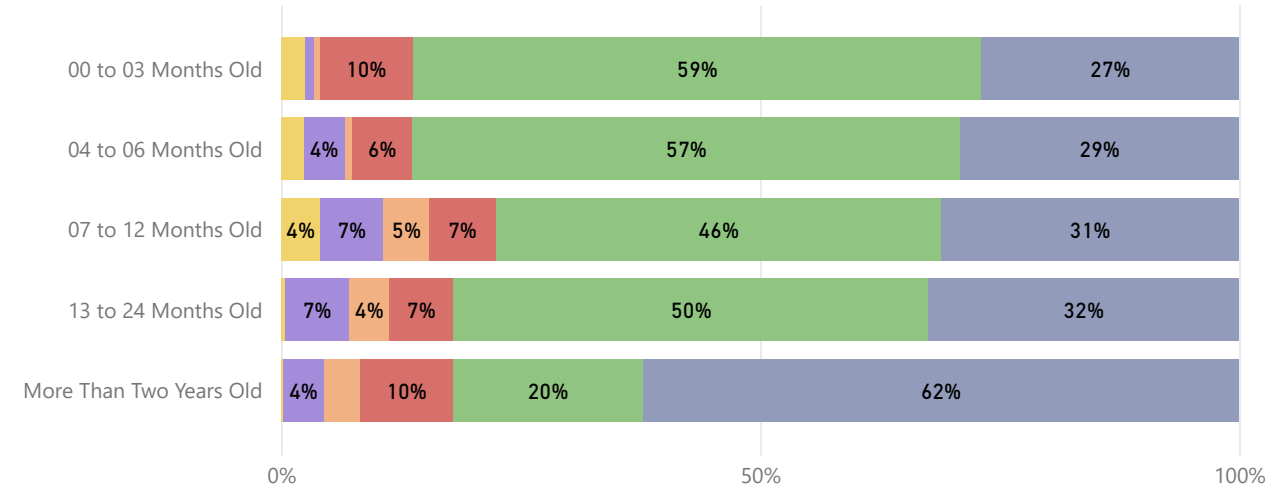
Outcome: ● Deemed Guilty ● Guilty after trial ● Not guilty ● Other ● Plead guilty ● Withdrawn

Outcome of Charges Resolved - By Top 10 Type of Offence



Outcome: ● Deemed Guilty ● Guilty after trial ● Not guilty ● Other ● Plead guilty ● Withdrawn

Outcome of Resolved Charges - By Age

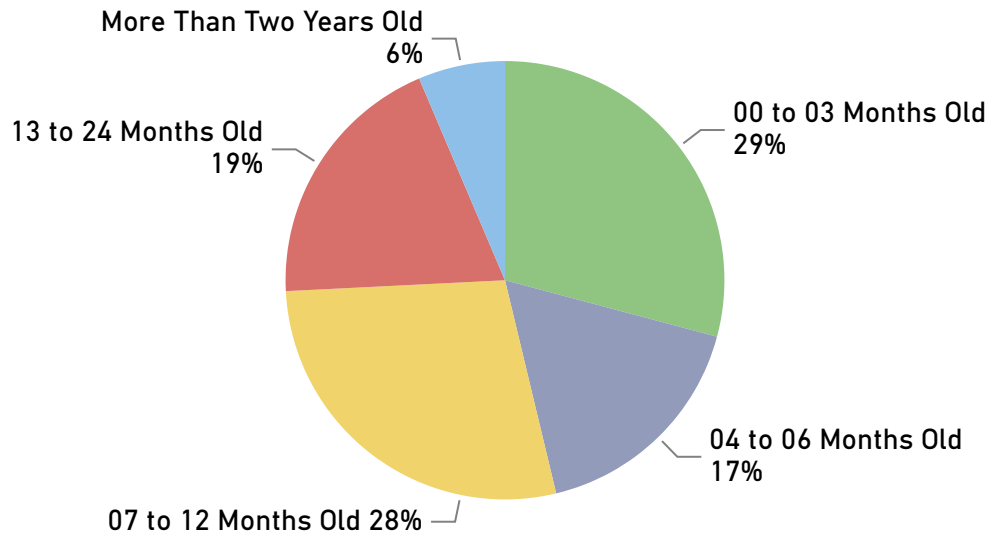


Outcome: ● Deemed Guilty ● Guilty after trial ● Not guilty ● Other ● Plead guilty ● Withdrawn

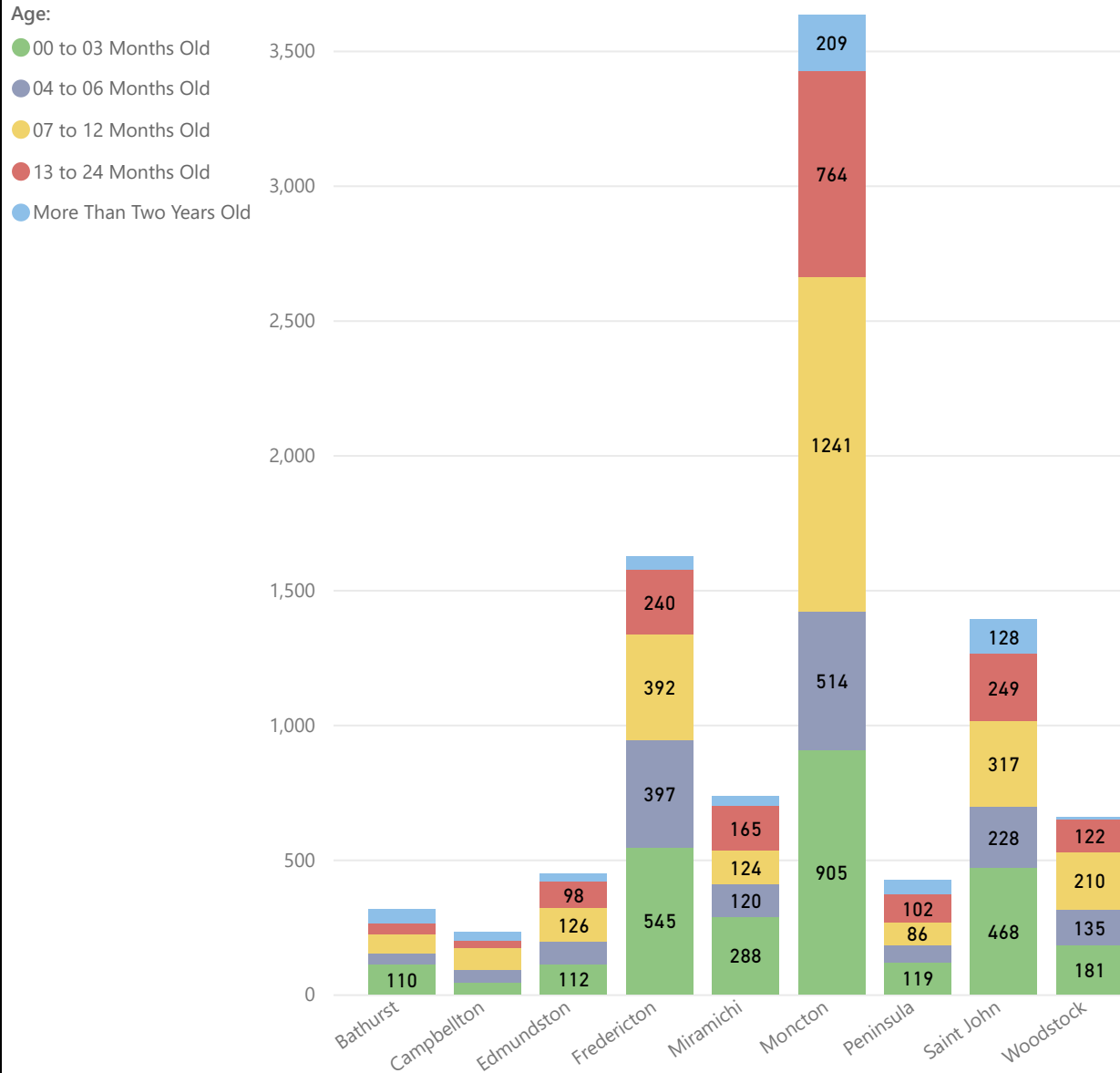
New Brunswick Provincial Courts Dashboard

Age of Unresolved Charges at the end of the 4th Quarter of 2021

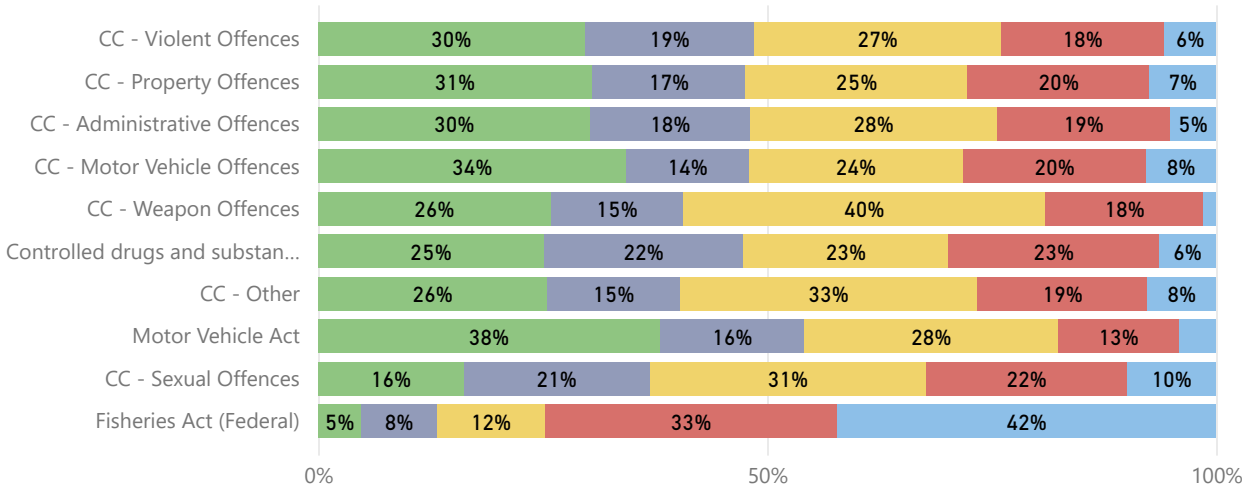
Age of Unresolved Charges



Volume and Age of Unresolved Charges - By Courthouse



Age of Unresolved Charges - By Top 10 Type of Offence



Age: 00 to 03 Months Old 04 to 06 Months Old 07 to 12 Months Old 13 to 24 Months Old More Than Two Years Old

New Brunswick Provincial Courts Dashboard

Provincial Court - Quarterly Charge Trend Activity

of Charges Laid per Quarter

Timeframe	Bathurst	Campbellton	Edmundston	Fredericton	Miramichi	Moncton	Peninsula	Saint John	Woodstock	Total
2020 - Q1	173	231	286	1,154	603	2,213	237	1,153	411	6,461
2020 - Q2	276	129	253	992	510	1,882	191	911	321	5,465
2020 - Q3	289	136	340	808	528	2,094	487	1,327	435	6,444
2020 - Q4	288	196	334	1,086	465	2,556	359	920	339	6,543
2021 - Q1	326	204	315	1,299	500	2,549	279	1,066	396	6,934
2021 - Q2	314	210	348	1,021	443	2,345	270	1,202	416	6,569
2021 - Q3	308	142	370	1,160	586	1,932	276	1,080	370	6,224
2021 - Q4	307	148	301	1,062	600	1,989	265	1,185	307	6,164

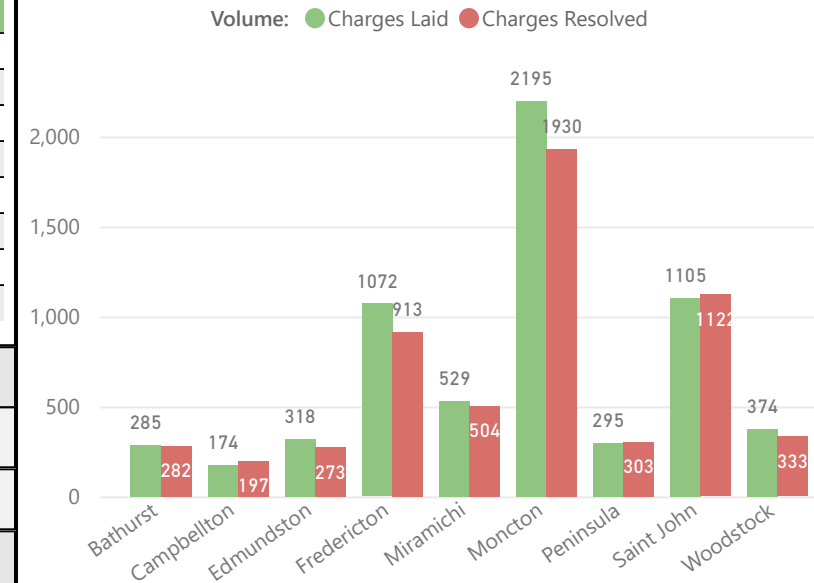
Quarterly Average	285	174	318	1,072	529	2,195	295	1,105	374	6,347
Total Courtrooms	2	2	2	3	2	8	2	7	1	29
# Active Courtrooms	1	1	1.25	3	2	6	2 x 0.5	4.5	1	20.75
Per Active Courtroom	285	174	255	357	264	365	295	246	374	290

of Charges Resolved per Quarter

Timeframe	Bathurst	Campbellton	Edmundston	Fredericton	Miramichi	Moncton	Peninsula	Saint John	Woodstock	Total
2020 - Q1	240	252	247	890	591	2,387	280	1,167	350	6,404
2020 - Q2	96	140	137	618	351	1,143	144	451	339	3,419
2020 - Q3	322	175	240	1,047	403	1,861	287	1,117	319	5,771
2020 - Q4	261	250	345	1,003	522	1,972	422	1,156	363	6,294
2021 - Q1	325	227	269	1,066	533	1,956	294	1,328	420	6,418
2021 - Q2	294	217	349	936	588	2,329	311	1,373	375	6,772
2021 - Q3	359	171	233	913	451	1,742	332	1,123	186	5,510
2021 - Q4	365	144	364	831	599	2,051	355	1,266	312	6,287

Quarterly Average	282	197	273	913	504	1,930	303	1,122	333	5,857
Total Courtrooms	2	2	2	3	2	8	2	7	1	29
# Active Courtrooms	1	1	1.25	3	2	6	2 x 0.5	4.5	1	20.75
Per Active Courtroom	282	197	218	304	252	321	303	249	333	273

Average Per Courthouse



Average Per Active Courtroom

