

FIRE SAFETY GAZETTE 2025

LET'S TALK FIRE SAFETY



FUN FACTS + SAFETY GAMES INSIDE!



Scan to visit Sparky School House

CHARGE

into Fire Safety™

Lithium-Ion Batteries in Your Home



fpw.org

©2025 NFPA | Sparky® is a trademark of NFPA

MESSAGE FROM FIRE MARSHAL



Dear Parents and Guardians,

It is my pleasure to share with you and your child our 2025 Fire Safety Gazette. This year, Fire Prevention Week is being celebrated from October 5–11, 2025, and the theme is an important one: “Charge into Fire Safety – Lithium-Ion Batteries in Your Home.”

With lithium-ion batteries powering so many devices we use daily—like phones, tablets, laptops, e-bikes, and toys—it’s more important than ever to understand the fire risks they can pose and how to use them safely at home. Our Fire Safety Gazette is filled with engaging stories, activities, and puzzles designed to help families learn simple but life-saving fire safety tips—together.

Did you know? Fires caused by lithium-ion batteries are on the rise, often because of improper charging, damaged batteries, or using incompatible chargers. A battery that overheats, swells, or smells odd can be a serious danger and should be stopped from use immediately.

Here are some tips to keep your family safe:

- Always use the correct charger that came with your device
- Never charge devices overnight or while you’re away from home
- Avoid charging on soft surfaces like beds or couches
- Store batteries safely—away from direct sunlight and flammable materials
- Dispose of old or damaged batteries at a proper recycling center—not in the trash

Parents—practice fire safety at home by reviewing your fire escape plan with your children. Explore two ways out of every room, and teach them to “get out and stay out” if there’s a fire. Remind them that personal items can be replaced—their lives cannot. Identify a safe family meeting spot outside your home where everyone can gather if the smoke alarm sounds or in the event of a fire.

The Office of the Fire Marshal, along with local Fire Departments, is committed to the safety of all New Brunswickers. We’re proud to partner once again with the Insurance Brokers Association of New Brunswick, our major sponsor of the Fire Chief for a Day contest. Every child who completes and returns the included ballot has the chance to be named New Brunswick’s Fire Chief for a Day this fall!

Let’s all charge into fire safety together and make 2025 a year of smart, safe energy use at home. Remember: check your devices, charge responsibly, and keep fire safety top of mind.

Michael Lewis,
Fire Marshal

The Bathurst Fire Department and the Office of the Fire Marshal are proud to announce that **Mason Dahn** from *Terry Fox Elementary School* in *Bathurst, NB* has been named the **Fire Chief of the Day for 2024!**

Mason had an unforgettable day filled with excitement and fun. The celebration kicked off with a special visit from Sparky the Fire Dog and the Fire Marshal, along with members of the Office of the Fire Marshal, Bathurst Fire Department and K9 Maureen the Fire Dog, who were all there to congratulate Mason on his big win.

To make the day even more memorable, Mason got to enjoy cake and pizza with the fire crew before taking an exciting ride in a fire truck around town!

Mason showed great enthusiasm and knowledge about fire safety, making him a true role model for his classmates. The Bathurst Fire Department extends a big thank you to everyone at Terry Fox Elementary School for participating and helping make this day so special.

Congratulations, Mason! **You’re a true fire safety hero!**



FIRECHIEF
for a
DAY

2024

CHARGE

into Fire Safety™

Lithium-Ion Batteries
in Your Home



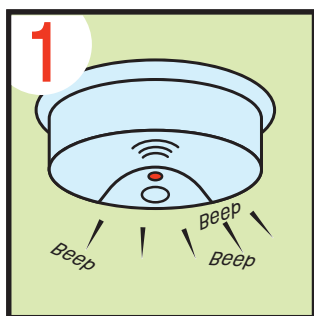
Scene Match

HOW TO PLAY


Colour the action you feel fits best with each scene.

SCENE

ACTION




The fire alarm goes off.



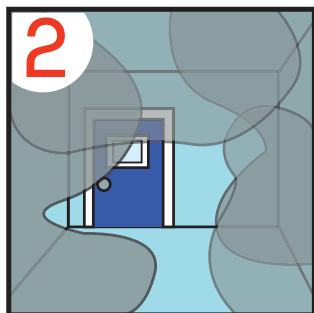
A) Leave the building and go to the agreed spot.



B) Have a dance break.




C) Hide until someone gets me.




There's smoke in the room.



A) Run out as fast as you can.




B) Try to blow the smoke away with a fan.




C) Crawl towards the exit.



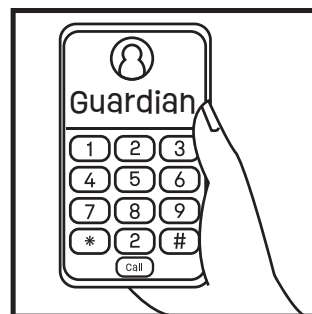
You're out safe, you now call.....



A) Dial 119.



B) Dial 911.



C) My guardian.

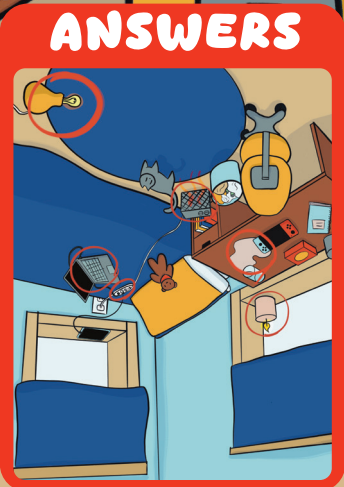
Answer Key

Scene 1: A Scene 2: C Scene 3: B

Spot the Hazards

HOW TO PLAY




Spot the 6 safety hazards in this scene.






CREATE YOUR HERO BADGE!

It's time to be a hero!
Grab your crayons and create your very own firefighter badge.



FIREFIGHTER NAME:



Safety Checklist

HOW TO PLAY

Go from room to room and answer the questions below. Check off the box for each “yes” answer.



Install smoke alarms in every sleeping room, and outside each separate sleeping area, and on every level of the home and in the basement.



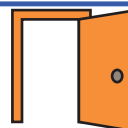
Are there batteries working in all your smoke alarms? (Have a grown-up push the test buttons to find out).



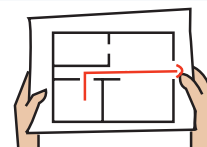
Do you have a carbon monoxide detector installed if you are burning wood, propane or natural gas?




Are all the exits in your home clear of furniture, toys and clutter?



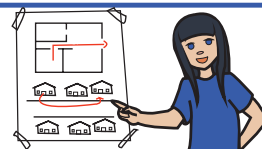
Does your family have a home fire escape plan that includes two exits, usually a door and a window, from each room?



Has your family picked a safe place to meet outside after you exit your home?



Have you practiced your home fire drill within the last six months?



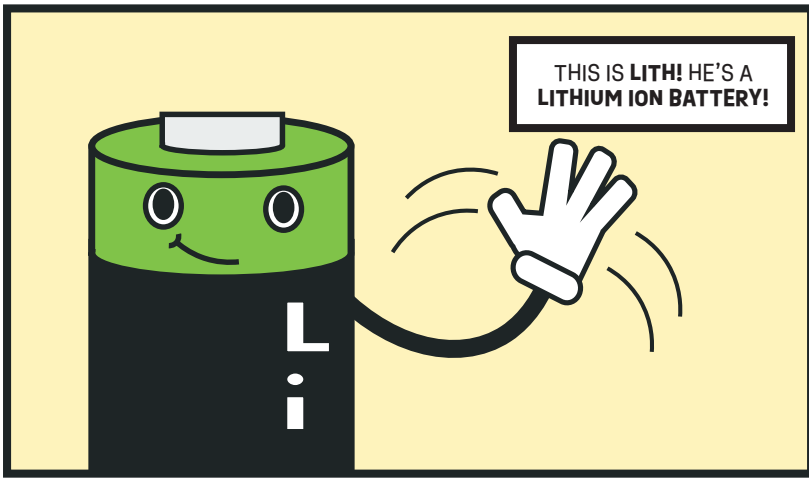


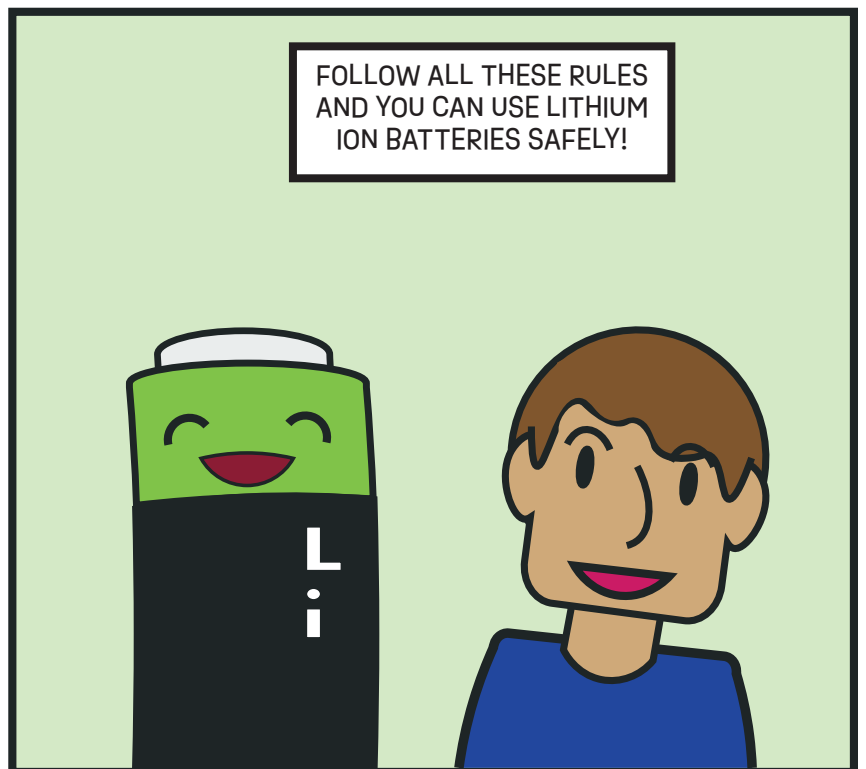
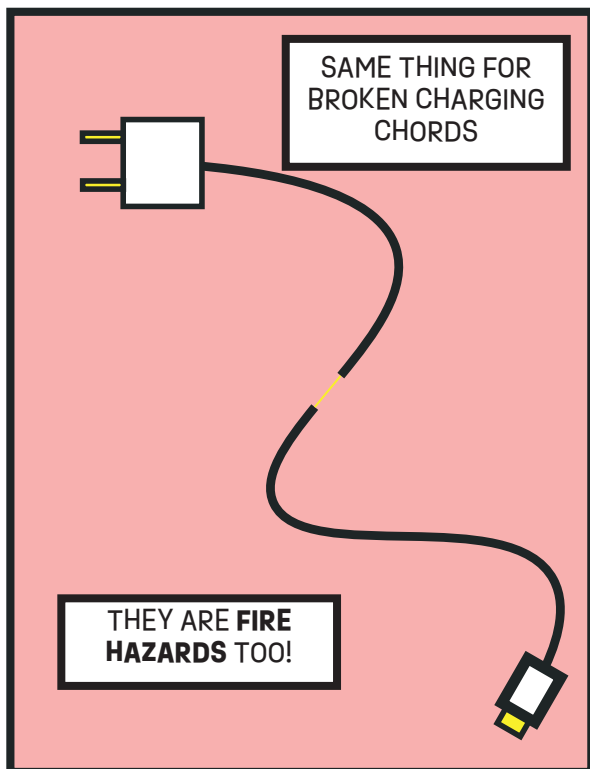
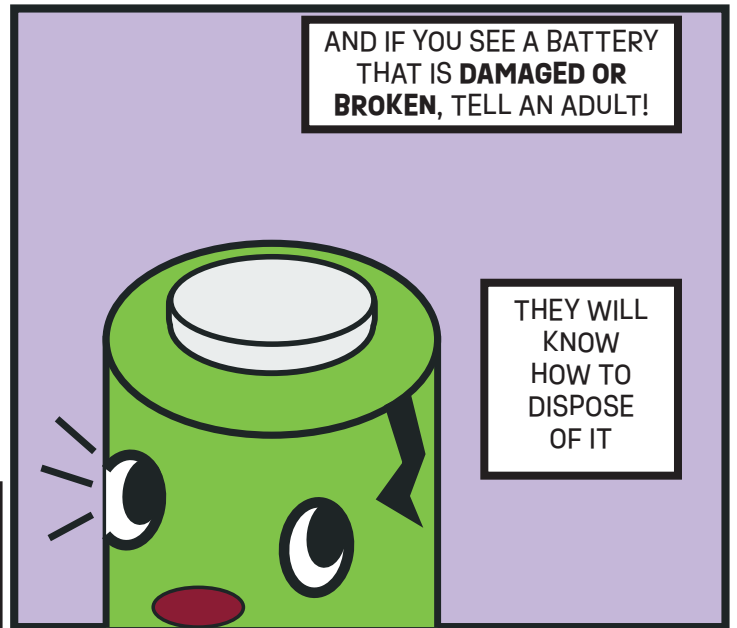
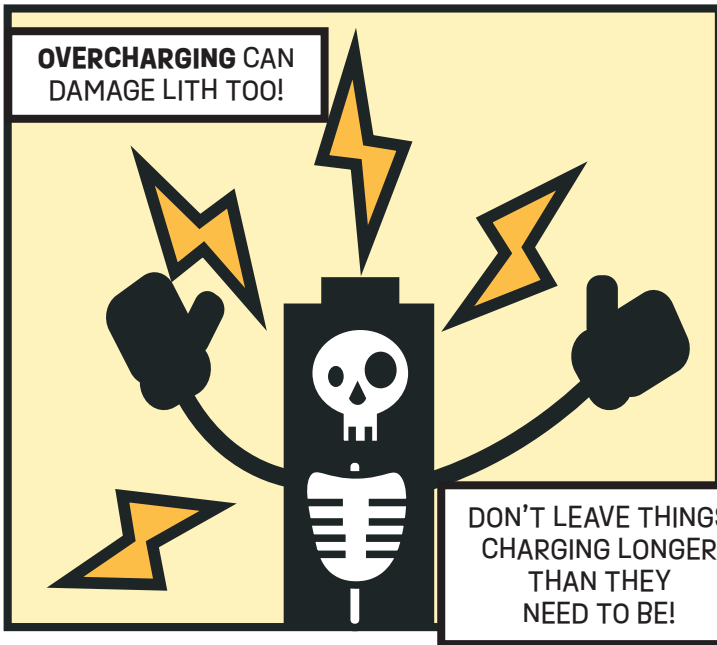

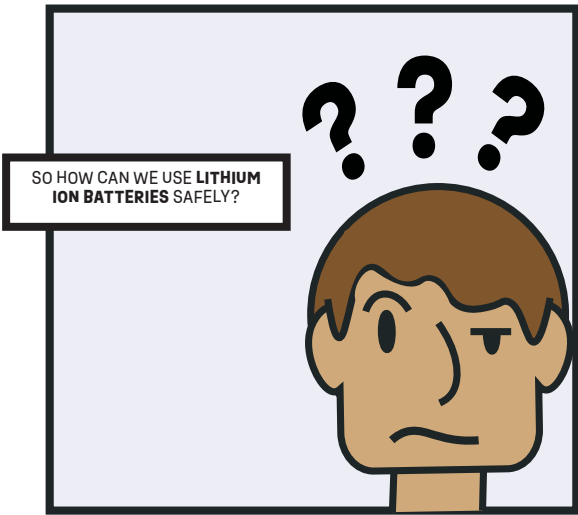
Do you know what phone number to call in the event of a fire?



Can your house or building number be seen from the street?







Design and Illustration done by:



Megs Eppell

Karly Nguyen

Quinn Ramsay