

WEEKLY NEW BRUNSWICK INFLUENZA REPORT

Reporting period: October 17 to October 23, 2021 (week 42)

Summary

In New Brunswick, influenza activity remained at inter-seasonal levels in week 42

New Brunswick:

- There have been no positive influenza cases in week 42. Since the beginning of the season, no cases of influenza have been reported.
- There has been no influenza associated hospitalizations during week 42. Since the beginning of the season, no hospitalizations have been reported and no deaths.
- The ILI consultation rate was 0.0 per 1,000 patients visits for week 42. The ILI rate was below the expected levels for this time of year.
- No influenza outbreaks were reported in week 42. So far this season, no influenza outbreaks have been reported. No new school ILI outbreaks were reported in week 42.

Canada:

- In week 42, influenza activity across Canada was exceptionally low with almost all regions reporting no influenza activity. In the past week, all influenza indicators were at exceptionally low interseasonal levels.
- Nationally, 6 laboratory detections of influenza were reported in week 42.
- In week 42, 12,490 participants reported to FluWatchers with 0.4% of participants reporting cough and fever.

International:

Seasonal influenza:

The current influenza surveillance data should be interpreted with caution as the ongoing COVID-19 pandemic have influenced to varying extents health seeking behaviours, staffing/routines in sentinel sites, as well as testing priorities and capacities in Member States. The various hygiene and physical distancing measures implemented by Member States to reduce SARS-CoV-2 virus transmission have likely played a role in reducing influenza virus transmission. Globally, despite continued or even increased testing for influenza in some countries, influenza activity remained at lower levels than expected for this time of the year. In the temperate zones of the northern hemisphere, influenza activity remained at interseasonal levels. Both influenza A and B were detected, and respiratory syncytial virus (RSV) was increased and higher than in previous years in some countries. In the Caribbean and Central American countries, sporadic influenza B virus detections and RSV activity were reported in some countries. In tropical South America, no influenza detection was reported, however RSV activity remained elevated in some countries. In tropical Africa, a few influenza detections of predominately influenza A were reported in some countries in Western, Middle and Eastern Africa. In Southern Asia, influenza detections of predominately influenza B continued to be reported across reporting countries. In South East Asia, no influenza detection was reported. In the temperate zones of the southern hemisphere, influenza activity remained at interseasonal levels. Elevated influenza-like illness (ILI) and RSV activity was reported in some countries. Worldwide, influenza B (Victoria lineage) viruses predominated.

Emerging Respiratory Viruses:

- COVID-19: On December 31, 2019, a cluster of cases of pneumonia was reported in Wuhan, China, and the cause was confirmed as a new coronavirus that had not previously been identified in humans (COVID-19). As of November 1, 2021, 1,718,471 cases of COVID-19 infection in Canada have been identified with 28,952 deaths. Six thousand five hundred and sixteen cases have been identified in New Brunswick with 119 deaths. As of November 1, the WHO reported globally 246 594 191 confirmed cases and 4 998 784 deaths.

For more timely updates, please visit the following websites:

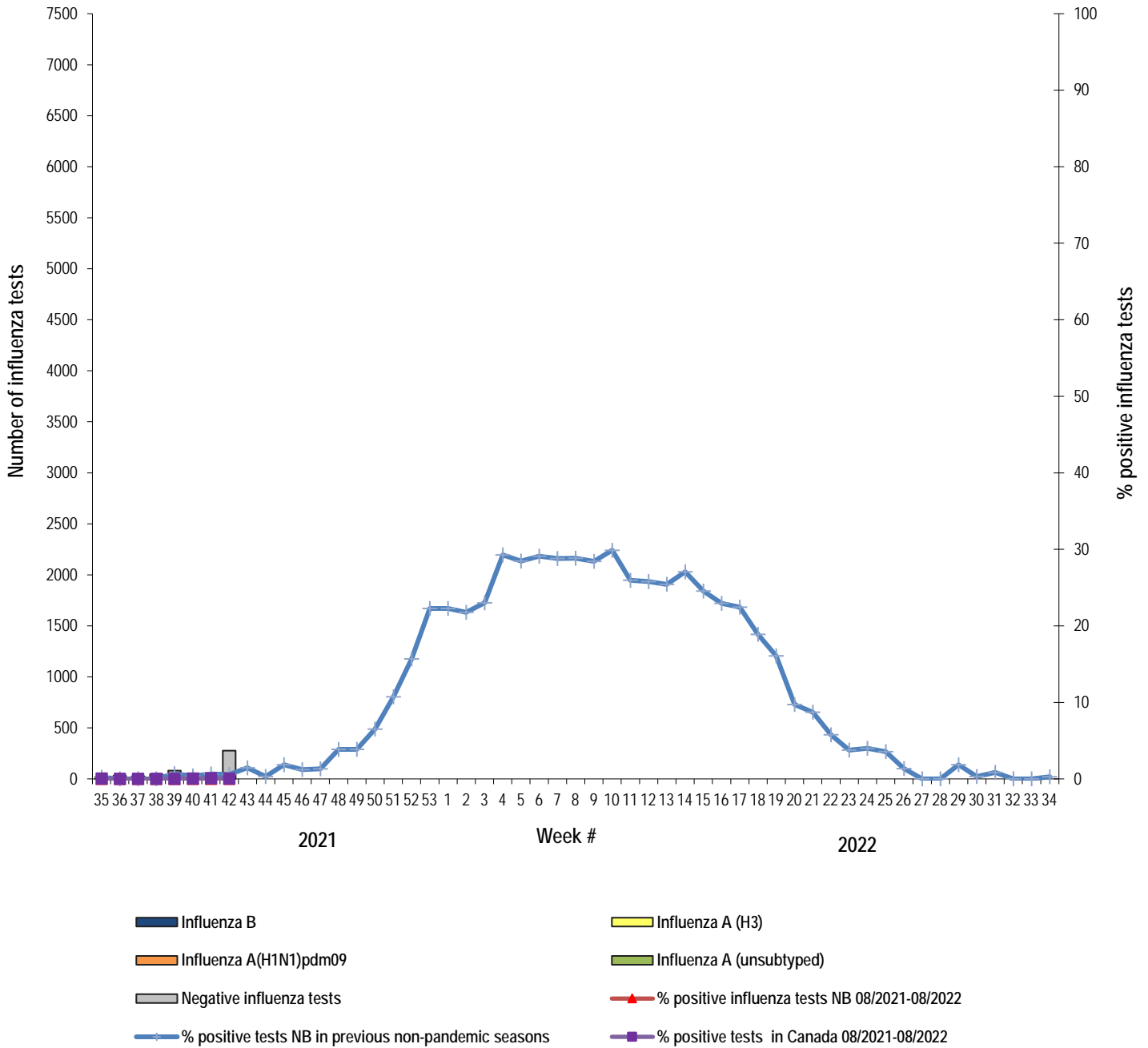
- WHO: <https://www.who.int/emergencies/diseases/novel-coronavirus-2019>
- PHAC: <https://www.canada.ca/en/public-health/services/diseases/2019-novel-coronavirus-infection.html>
- NB : https://www2.gnb.ca/content/gnb/en/departments/ocmoh/cdc/content/respiratory_diseases/coronavirus.html
- MERS CoV:
 - WHO: http://www.who.int/csr/disease/coronavirus_infections/en/
 - CDC: <http://www.cdc.gov/coronavirus/mers/>
 - Updated Risk Assessment (August 2018): http://www.who.int/csr/disease/coronavirus_infections/risk-assessment-august-2018.pdf?ua=1
- Avian Influenza:
 - WHO: www.who.int/csr/disease/avian_influenza/en/index.html

1) Influenza Laboratory Data¹

¹ Surveillance specimens are submitted by recruited New Brunswick Sentinel Practitioner Influenza Network (NB SPIN) practitioners, which are comprised of sites in Emergency Rooms, in Family Practice, in First Nations communities, in Nursing Home, in Universities and in Community Health Centers. Diagnostic specimens are submitted by physicians in the community/hospital setting. Influenza laboratory data is comprised of results from surveillance and diagnostic

- Influenza activity remained at inter-seasonal levels in week 42.
- No influenza cases were reported during week 42.
- Since the beginning of the season, no influenza cases have been reported.

Graph 1: Number and percent of positive influenza specimens in New Brunswick by week, up to October 23, 2021 (data source: G. Dumont Lab results)



specimens. All laboratory specimens are tested using a real-time PCR assay, which is a rapid detection method designed for detection of all known variants of influenza A and B. All laboratory-confirmed cases are reported for the week when laboratory confirmation was received.

Figure 2: Influenza/ILI activity levels² by Health Zones, in New Brunswick, for week 42, season 2021/2022.



² No activity is defined as no laboratory-confirmed influenza detections in the reporting week, however, sporadically occurring ILI may be reported.

Sporadic activity is defined as sporadically occurring ILI and lab confirmed influenza detection(s) with no outbreaks detected within the influenza surveillance region.

Localized activity is defined as evidence of increased ILI with lab confirmed influenza detection(s) and outbreaks in schools, hospitals, residential institutions and/or other types of facilities occurring in less than 50% of the influenza surveillance region.

Widespread activity is defined as evidence of increased ILI with lab confirmed influenza detection(s) and outbreaks in schools, hospitals, residential institutions and/or other types of facilities occurring in greater than or equal to 50% of the influenza surveillance region.

Table 1: Positive influenza cases by Health Region, in New Brunswick for reporting week, cumulative current and previous seasons.
(data source: G. Dumont lab results up to October 23, 2021)

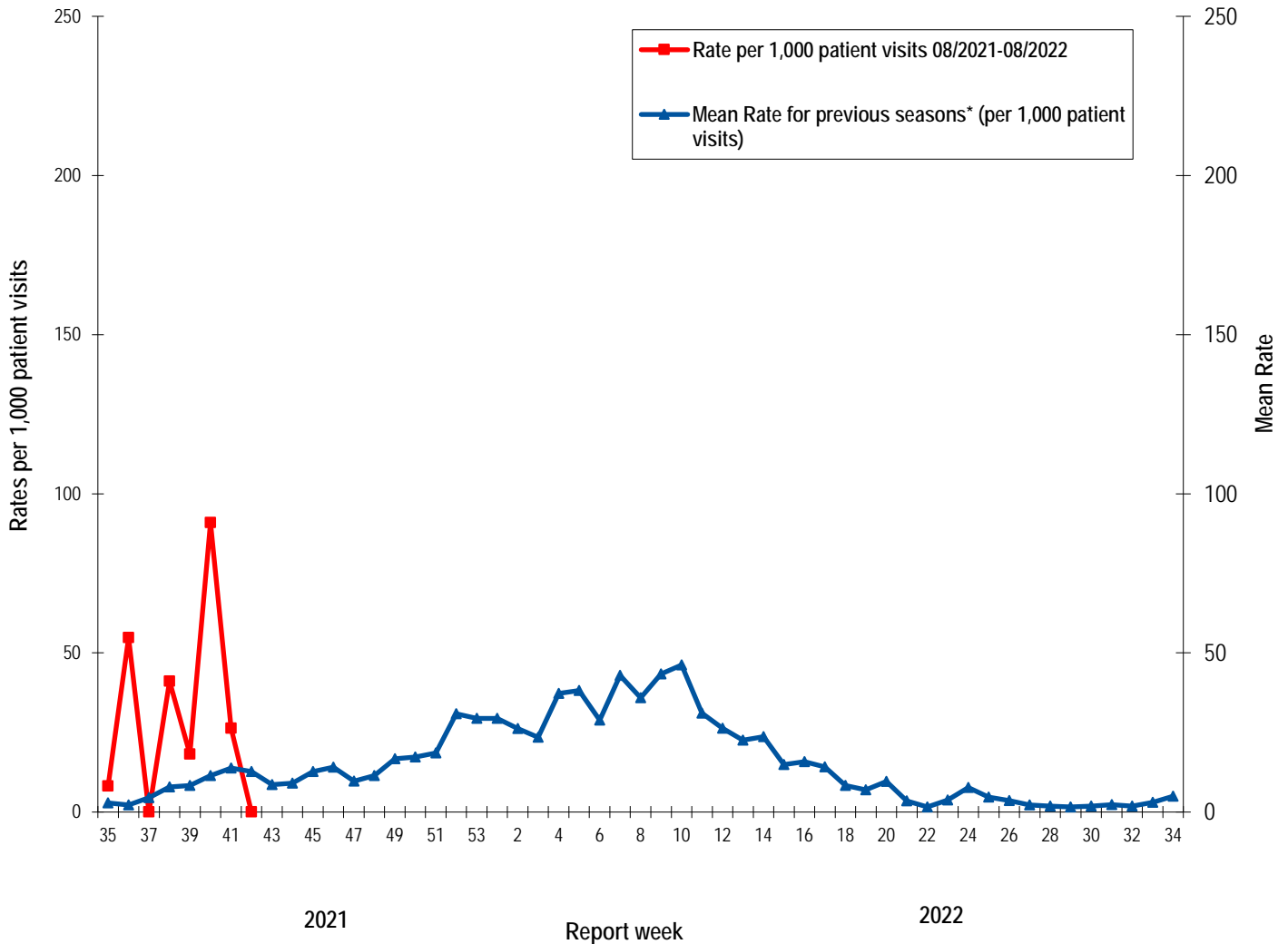
Zone	Reporting period: October/17/2021–October/23/2021						Cumulative: (2021/2022 season) Aug./29/2021 –October/23/2021						Cumulative: (2020/2021 season) Aug./23/2020 –Aug./28/2021										
	A					B	A					B	A					B	A & B co-infection				
	A(H3)	(H1N1) pdm09	Unsubty ped/ Other	A Total	Total	Total	A(H3)	(H1N1) pdm09	Unsubty ped/ Other	A Total	Total	Total	(H3)	(H1N1) pdm09	Unsubty ped/ Other	A Total	Total	Total					
Zone 1	0	0	0	0	0	0	0	0	0	0	0	0	0	0	0	0	0	1*	0				
Zone 2	0	0	0	0	0	0	0	0	0	0	0	0	0	0	0	0	0	0	0				
Zone 3	0	0	0	0	0	0	0	0	0	0	0	0	0	0	0	0	0	0	0				
Zone 4	0	0	0	0	0	0	0	0	0	0	0	0	0	0	0	0	0	0	0				
Zone 5	0	0	0	0	0	0	0	0	0	0	0	0	0	0	0	0	0	0	0				
Zone 6	0	0	0	0	0	0	0	0	0	0	0	0	0	0	0	0	0	0	0				
Zone 7	0	0	0	0	0	0	0	0	0	0	0	0	0	0	0	0	0	0	0				
Total NB	0	0	0	0	0	0	0	0	0	0	0	0	0	0	0	0	0	1*	0				

*This positive influenza detection is associated with recent live attenuated influenza vaccine receipt and does not represent community circulation of seasonal influenza viruses.

2) ILI Consultation Rates³

- During week 42, the ILI consultation rate was 0.0 per 1,000 patients visits. The ILI rate was below the expected levels for this time of year.
- During week 42, the sentinel response rate was 21% for both the FluWatch sentinel physicians and the NB SPIN practitioners.

Graph 2: ILI Consultation Rates in New Brunswick, by report week, season 2021/22 compared to previous seasons*



* The mean rate was based on data from the 1996/97 to 2020/2021 seasons and excludes the Pandemic season (2009/10, 2020/21).

³ A total of 28 practitioner sites (16 FluWatch sentinel physicians and 12 NB SPIN sites) are recruited this season to report the number of ILI patients and total patient consultations one day during a reporting week.

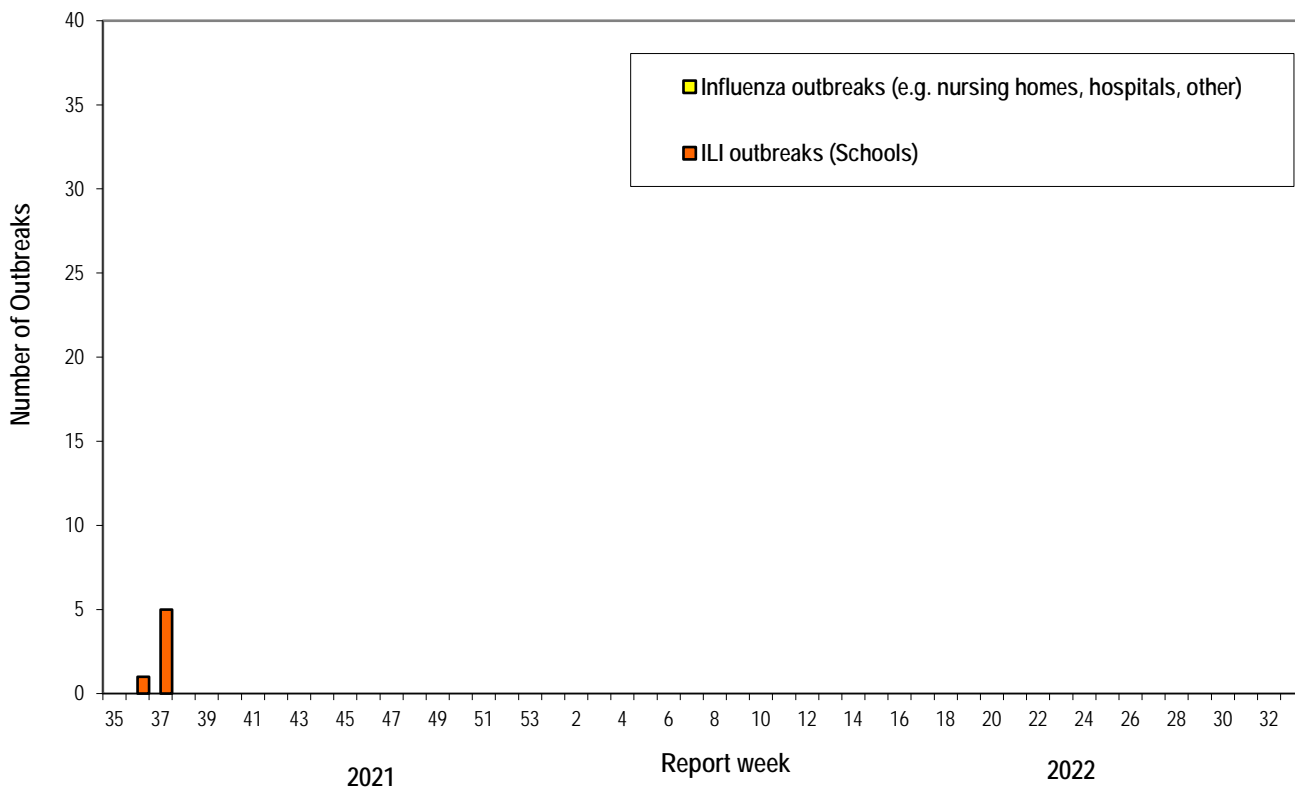
3) ILI and Laboratory-Confirmed Outbreak Data

Table 2: New ILI activity/outbreaks in New Brunswick nursing homes and schools* for the reporting week and current season.

	Reporting period: October/17/2021 to October/23/2021			Cumulative # of outbreaks season 2021-2022*
	Lab-confirmed outbreaks in Nursing homes ⁴	ILI school outbreaks ⁵ *	Lab-confirmed outbreaks in Other settings ⁴	
Zone 1	0 out of 15	0 out of 74	0	4
Zone 2	0 out of 16	0 out of 81	0	0
Zone 3	0 out of 16	0 out of 95	0	0
Zone 4	0 out of 5	0 out of 22	0	0
Zone 5	0 out of 2	0 out of 18	0	0
Zone 6	0 out of 9	0 out of 35	0	0
Zone 7	0 out of 5	0 out of 27	0	0
Total NB	0 out of 68	0 out of 352	0	4*

*During this influenza season, 2021-2022, the number of ILI outbreaks in school (based on greater than 10% absenteeism in school due to ILI symptoms, which for many schools cannot be determined) will likely be skewed due to the ongoing COVID-19 pandemic, specifically increased vigilance in schools to monitor and report absenteeism due to ILI, as well as the increased restrictions on attendance for children with symptoms of viral respiratory illness and the prudence of parents/guardians to send their children to school. Therefore, the number of ILI outbreaks in schools should be interpreted with caution and should not be compared to previous non-pandemic seasons.

Graph 3: Number of Influenza Outbreaks (nursing homes, hospitals, other)⁴ and ILI Outbreaks (schools)⁵ reported to Public Health in New Brunswick, by report week, season 2021/22.

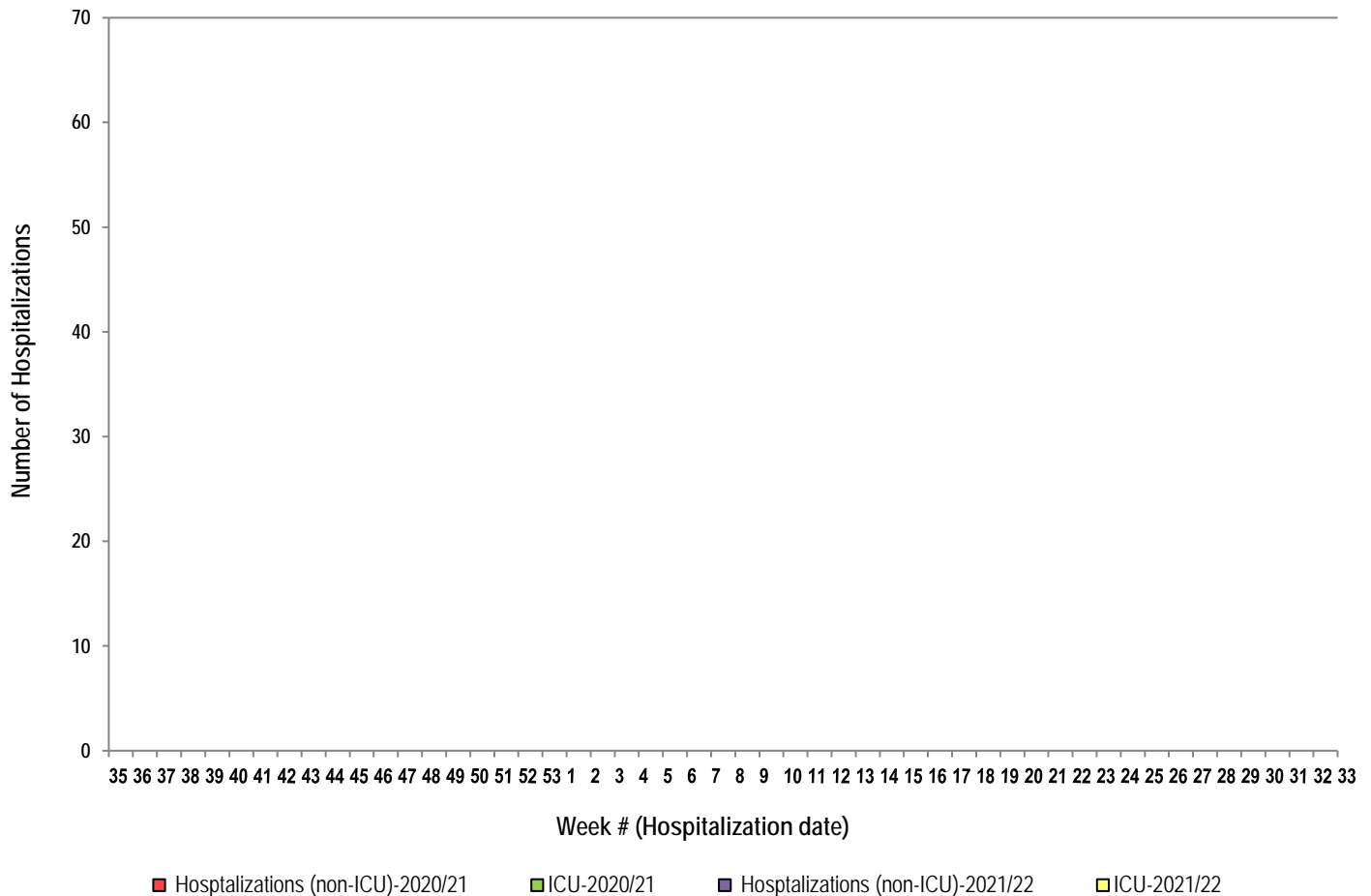


⁴ Two or more ILI cases within a seven-day period, including at least one laboratory-confirmed case of influenza. Outbreaks are reported in the week when laboratory confirmation is received.

⁵ Schools reporting greater than 10% absenteeism which is likely due to ILI.

4) Influenza associated Hospitalization⁶ and Death⁷ Surveillance⁸

Graph 4: Influenza associated Hospitalizations and ICU admissions in New Brunswick, by week of hospitalization for current and past season.*



*No deaths have been reported so far in season 2021-2022.

National Flu Watch Program - Additional information on influenza activity in Canada and around the world is available on the Public Health Agency of Canada's website at: <http://www.phac-aspc.gc.ca/fluwatch/>

Other Links:

World: http://www.who.int/influenza/surveillance_monitoring/updates/latest_update_GIP_surveillance/en/index.html

Europe: http://www.ecdc.europa.eu/en/healthtopics/seasonal_influenza/epidemiological_data/Pages/Weekly_Influenza_Surveillance_Overview.aspx

PAHO: http://new.paho.org/hq/index.php?option=com_content&task=blogcategory&id=805&Itemid=569

Australia: <http://www.health.gov.au/internet/main/publishing.nsf/Content/cda-surveil-ozflu-flucurr.htm>

New Zealand: http://www.surv.esr.cri.nz/virology/influenza_weekly_update.php

Argentina: <http://www.msal.gov.ar/>

South Africa: <http://www.nicd.ac.za/>

US: www.cdc.gov/flu/weekly/

Prepared by the Communicable Disease Control Unit, Office of the Chief Medical Officer of Health, Tel: (506) 444-3044

⁶ Hospitalizations (including ICU admissions) are influenza associated; they may or may not be due to influenza.

⁷ Deaths are influenza associated; influenza may not be the direct cause of death.

⁸ In early January 2014, the Office of the Chief Medical Officer of Health implemented a new provincial surveillance system in collaboration with the Regional Health Authorities to monitor influenza-associated hospitalizations, intensive care unit admissions and deaths. A standardized Enhanced Surveillance Form is used to collect data on hospitalizations.