

Week 3: Practice English at Home

Grades 6-8

Beginner (A1/A2) Level of English Language

This is **Week 3**. You can find **Week 1** and **Week 2** at https://www2.gnb.ca/content/gnb/en/departments/education/learning_at_home.html.

Reading and Viewing



Read for 15 minutes.

You can read a book that is in your home.

Or, you can find a book online here:

www.uniteforliteracy.com

Use your “**Learning English**” notebook.



Write today’s date.



Write the title of the book or story you read.

Divide your page in three like this:

People	Places	Things

Look for words in your book to write in each list.

Draw a picture beside each word.

People	Places	Things
	School 	Desk 

Writing and Representing



Use your “**Learning English**” notebook.



Circle 5 words from your people, places, and things list.

Write a sentence with each word.

May 18, 2020
Title

People	Places	Things
teacher Dad Ahmed	school home mall	Math book pencil homework

1. Homework is important.
2. I forgot my Math book.
3.
4.
5.

Speaking and Listening



Talk with your family in English.

- Tell your family about the story you read.
- Show them the sentences you wrote.
- Read the sentences to them.
- Ask them, “Can you think of other ways to use this word?”



Monday

Reading and Viewing



Read the story “I Like Maps”.

I like maps.

I use a map when I need to know how to get somewhere.

I also use a map to learn about the world.

A map shows where to find places.

Use maps to find countries , cities , hospitals and more.

Some maps show the world . Other maps show small areas, like the place you live.

Use your “**Learning English**” notebook.



Write today’s date.

Write the title of the story you read.

Draw two boxes in the notebook for two new words.

Fill in the two boxes with two new words from the paragraph.

Word:	
What it means:	In my language:
Picture:	Sentence:

If you have the Internet and a **device**, you can also watch this video about maps: <https://www.youtube.com/watch?v=IwBe7e8d74Y>



Writing and Representing



Go outside for a short walk. Or, look outside the window.

What do you see?

- Do you see signs with street names?
- What is the name of your street?
- Is there another street close by?
- Do you see...
 - Houses?
 - Apartments?
 - Stores?
 - A school?

When you get home, draw a map to show what you saw.

Use your **Learning English** notebook.



- Write today’s date.
- Write the title “Map”.
- Draw where you live. Here’s an example:



Speaking and Listening



Talk with your family in English.

- Show them the **map** you drew.
- Tell them information about your map. Use these sentences to help you:
 - “Our home is here.”
 - “We live on _____.”
 - “We are close to _____.”
 - “We are far away from _____.”
 - “You can see _____ from our home.”

Ask them about other places they have lived. “Is this place the same as other places you have lived?”



Tuesday

Reading and Viewing



Writing and Representing



Speaking and Listening



Wednesday

Watch a TV show or movie in English.



Listen for two new words.

Open your “**New Words**” notebook.



Draw two new boxes in the notebook.

Word:	
What it means:	In my language:
Picture:	Sentence:

Fill in the boxes with two new words.

Use your **Learning English** notebook.



Write today’s date.


Write the title of the TV show or movie you watched today.

Draw a picture to show what happened in the TV show or movie you watched.

Write two sentences about the picture.



Record yourself on a **device** (phone, iPad, or computer).



Talk about the TV show or movie on camera:

1. Show the picture you drew. (“I drew _____.”)
2. Explain why you drew this. (“I drew this because _____.”)
3. Explain other things about the TV show or movie. (“The TV show [or movie] is called _____. I liked it because _____. I didn’t like _____.”)

Watch the video.

You can also tell your family about the picture.




Reading and Viewing




Read the paragraph about families:

I live with my family.

I have a big family. I have a mother, a father, two brothers and a sister.



My friend Dora has a small family. She has a mother and a father but no siblings. She also has a pet bird.



My friend Jiang has a big family like me. He lives with his mother, father, sister, and his grandmother and grandfather.



Thursday

Look for words that start with the letters F, B, or S.

Use your **Learning English** notebook.



Write today's date.

Divide your page in three like this:

F	B	S
---	---	---

Write the words you found.

Think about the words you already know that start with: F, B, and S. Write them in your notebook too.



Writing and Representing



Find a picture of your family.

Use your **Learning English** notebook.



- Write today's date.
- Write the title "My Family".
- Look at the picture.
- Write down all the words you can about the picture.



Think about:

- Who took the picture?
- Who is in the picture?
- Where was it taken?
- When was it taken?

Complete these sentences in your notebook:

1. I chose a picture of _____.
2. I chose it because _____.
3. _____ is in the picture.
4. It was taken at _____.
5. It was taken in _____.



Speaking and Listening



Talk to your family in English.

Show them the picture.

- Explain the picture. ("I chose a picture of _____").
- Explain why you chose it ("I chose this picture because _____").
- Explain who is in it. ("_____ is in this picture.")
- Explain where and when it was taken. ("This picture was taken at _____.")
- Ask your family, "Do you remember this picture?"
- Ask them to tell you more about the picture.



Reading and Viewing



Read a book in any language. Read for 15 minutes.

Or, you can read [“How I Learned Geography”](#) on StorylineOnline. You will not understand all the words. This is OK. Use the pictures to help you understand the story.



Listen to the story three times.



Use your **“Learning English”** notebook.



Write today’s date.

Write the title **“Today’s Story.”**

Complete the following sentences:

Complete these sentences:

1. Today, I read a story called _____.
2. I **(liked or didn’t like)** the book because _____.
3. The story made me think about _____.

Writing and Representing



Use your **Learning English** notebook.



Write today’s date.

Write the title of the book you read today.

Draw a picture of something that happened in the book.

Write two sentences under the picture.



Speaking and Listening



Listen to a song in English.



Try to sing **with** the song.

Tell your family about this song.

Tell them why you **like** this song. (*“I like this song because...”*)



Or, tell them why you **do not like** this song. (*“I do not like this song because...”*)



Friday