



Early Learning and Childcare Services

Annual Statistical Report

2022-2023

Year Ending
March 31, 2023

Table of Contents

INTRODUCTION	3
NEW BRUNSWICK EARLY LEARNING AND CHILDCARE SERVICES PROFILE	
Licensed Facilities and Spaces	5
Eligible and Designated Facilities and Spaces	6
Licensed Facilities by Type	7
Eligible and Designated Facilities by Type	8
Licensed Facilities Openings and Closures.....	9
Licensed Auspice by Type	10
Eligible and Designated Auspice by Type	11
Early Learning and Childcare Spaces by Age Category	12
Early Learning and Childcare Spaces by School District.....	13
Licensed Spaces by Age and School District	14
Eligible and Designated Spaces by Age and School District	15
Language of Service	16
Average Cost of Care.....	17
Average Cost of Care by Sector	18
Average Cost of Care by School District.....	19
WAGE SUPPORT PROGRAM FOR EARLY CHILDHOOD EDUCATORS (WSP-ECE)	
Early Childhood Education Wage Profile	20
Staff Profile – Training Status	21
Staff Profile – Training Status by Sector.....	22
Staff Wages – Level 1.....	23
Staff Wages – Entry Level	24
Level 1 Staff Profile by Sector	25
Entry Level Staff Profile by Sector.....	26
Staff Turnover Rates	27
DAY CARE ASSISTANCE	
Maximum Daily Rates	28
Take-up	28
DESIGNATED CENTRE PARENT SUBSIDY PROGRAM	
Take-up	29
LICENSING AND MONITORING PERFORMANCE INDICATORS	
Licensed and Unlicensed Early Learning and Childcare Facilities by School District - Complaints	30
DEFINITIONS	32

INTRODUCTION

Early Childhood Development is responsible for leading the strategic planning and delivery of early childhood programs and services, as well as the strategic alignment of early childhood services and education services to ensure a continuity of programs and services to support the success of all children in the province.

Early Childhood Development branches are aligned to the education system as follows:

- Corporate services: Early Learning and Childcare Services
- Early Childhood Development: Operational Support Services
- Anglophone Educational Services: Early Learning and Development, including four anglophone school districts
- Services éducatifs francophones: Développement et apprentissages 0-8 ans, including three francophone school districts

Collectively these teams lead, direct, deliver, monitor and support the following programs and services:

- Early Learning and Child Care Curriculum Frameworks and Assessments
- New Brunswick Early Learning Centre and Home designation, including Annual Quality Improvement Plans
- Professional Learning for early childhood educators
- Childcare grants and subsidies: Childcare Subsidies, Operational Grants, Parent Fee Reduction Subsidy, Wage Support Program for Early Childhood Educators, including the Early Childhood Educators Wage Grid, as well as the new Standardized Parent Fee Grid
- Inclusion Support Program
- Early Language Development and Early Literacy
- Family and Early Childhood Early Intervention Services and Developmental Child Care
- Early Learning and Childcare Services is responsible for the ongoing licensing and monitoring of early learning and childcare facilities. The responsibility to grant designation status also lies with this branch.
- The Early Learning and Childcare Services branch is responsible for representing the public interest in matters related to the safety and healthy development of young children from birth to 12 years of age who are in non-parental Early Learning and Childcare arrangements primarily while their parents are working, studying or in training.

Early Learning and Childcare Annual Statistical Report 2022-2023

Early learning and childcare services is legislated under the *Early Childhood Services Act*.

We are pleased to share the New Brunswick 2022-2023 Early Learning and Childcare Services Annual Statistical Report. The information contained in this report will provide the user with an overview of early learning and childcare services in New Brunswick.

This report provides a profile of **2022-2023** and in some cases data from previous fiscal years so the user will be able to track trends. It reports on programs that support the early learning and childcare facilities and the families and children who access these services in New Brunswick. It also provides a picture of the investments that the Department of Education and Early Childhood Development is making in early childhood and school-based childcare programs and services.

Licensed Facilities and Spaces

March 31, 2023

847 facilities

33,783 spaces

Anglophone Sector

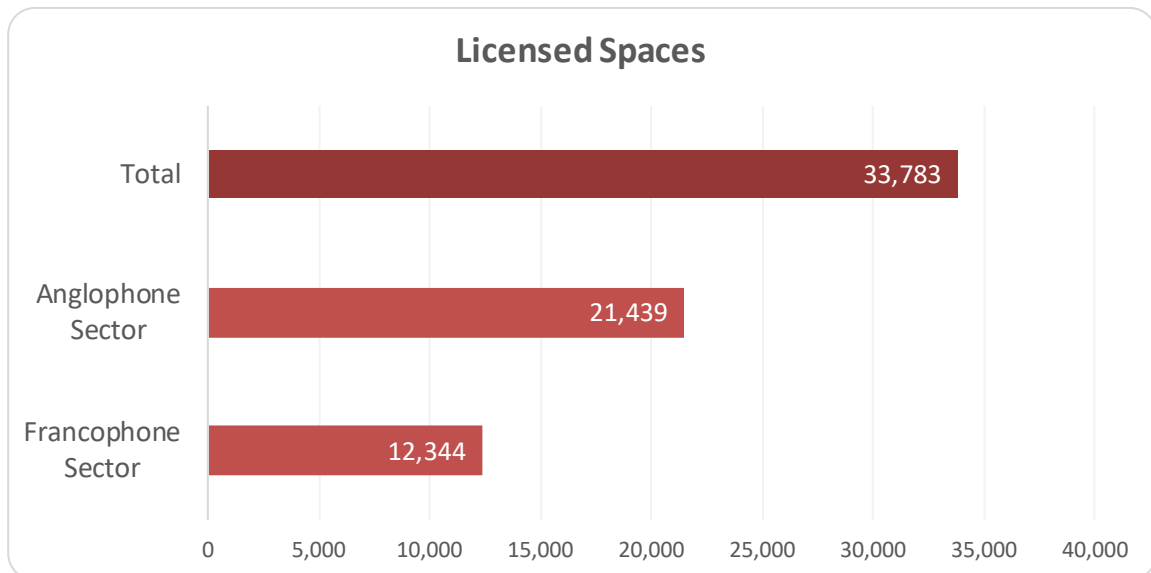
536 facilities

21,439 spaces

Francophone Sector

311 facilities

12,344 spaces



Eligible and Designated Facilities and Spaces

March 31, 2023

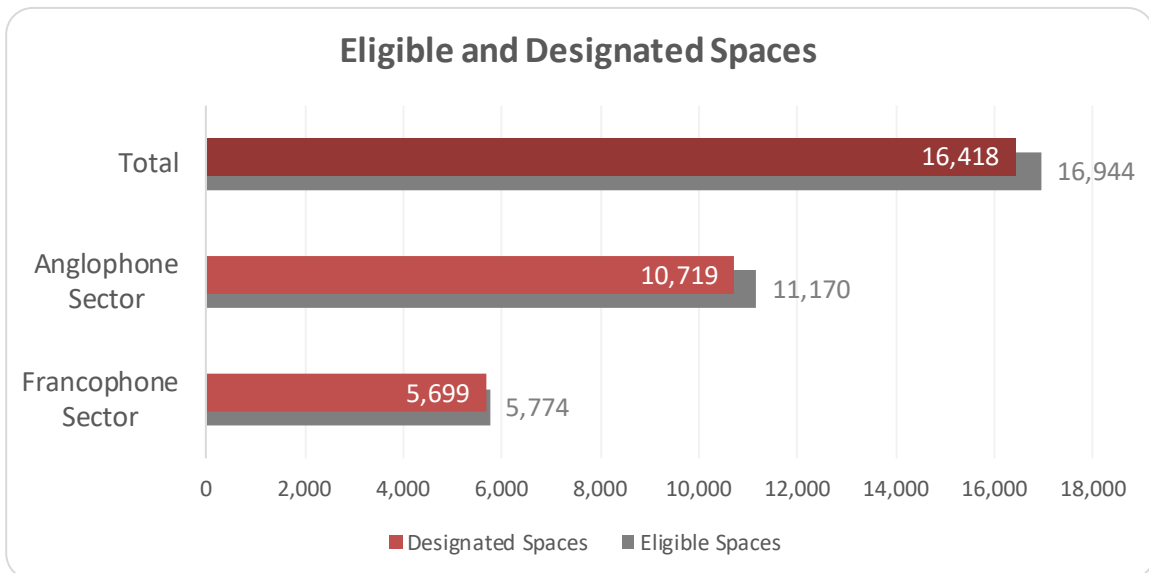
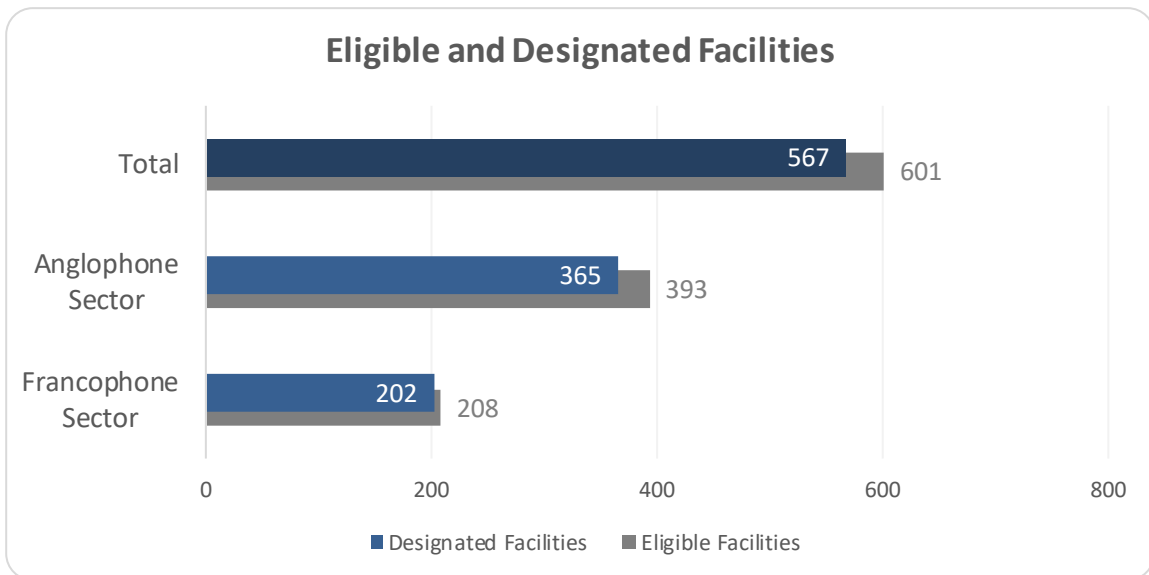
567 designated facilities of **601** eligible
16,418 designated spaces of **16,944** eligible

Anglophone Sector

365 designated facilities of **393** eligible
10,719 designated spaces of **11,170** eligible

Francophone Sector

202 designated facilities of **208** eligible
5,699 designated spaces of **5,774** eligible



Licensed Facilities by Type

March 31, 2023

127 Homes

720 Centres

Anglophone Sector

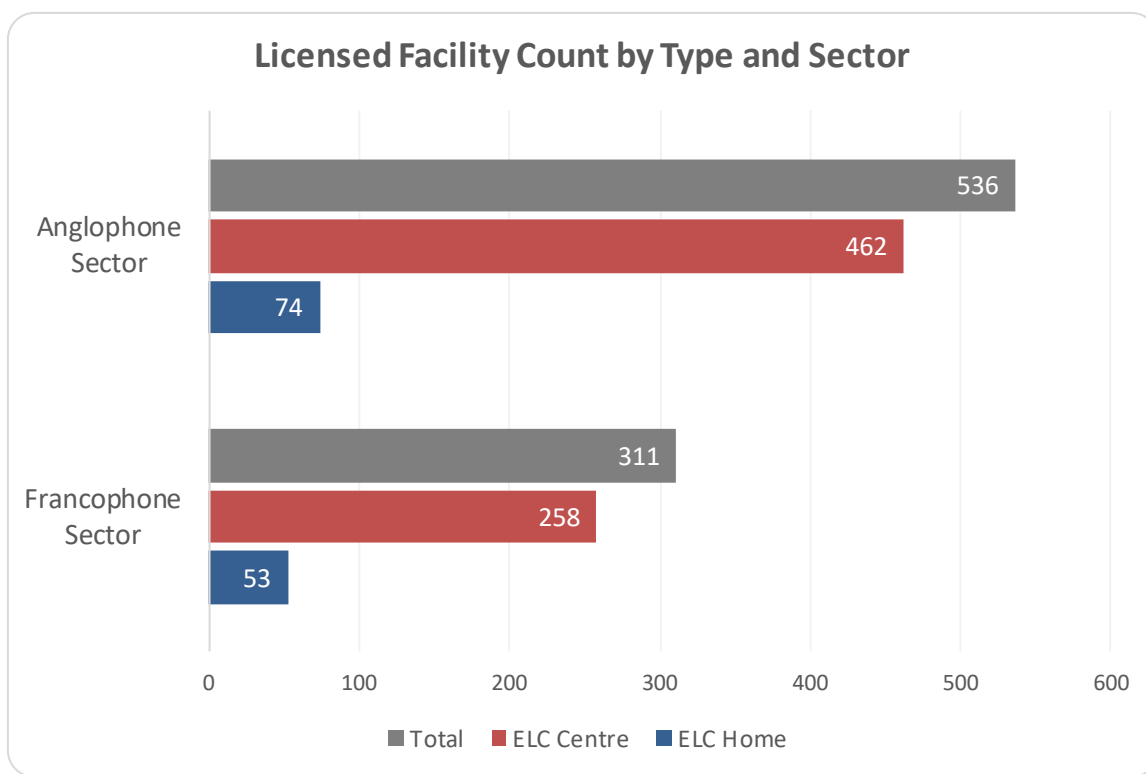
74 Homes

462 Centres

Francophone Sector

53 Homes

258 Centres



Eligible and Designated Facilities by Type

March 31, 2023

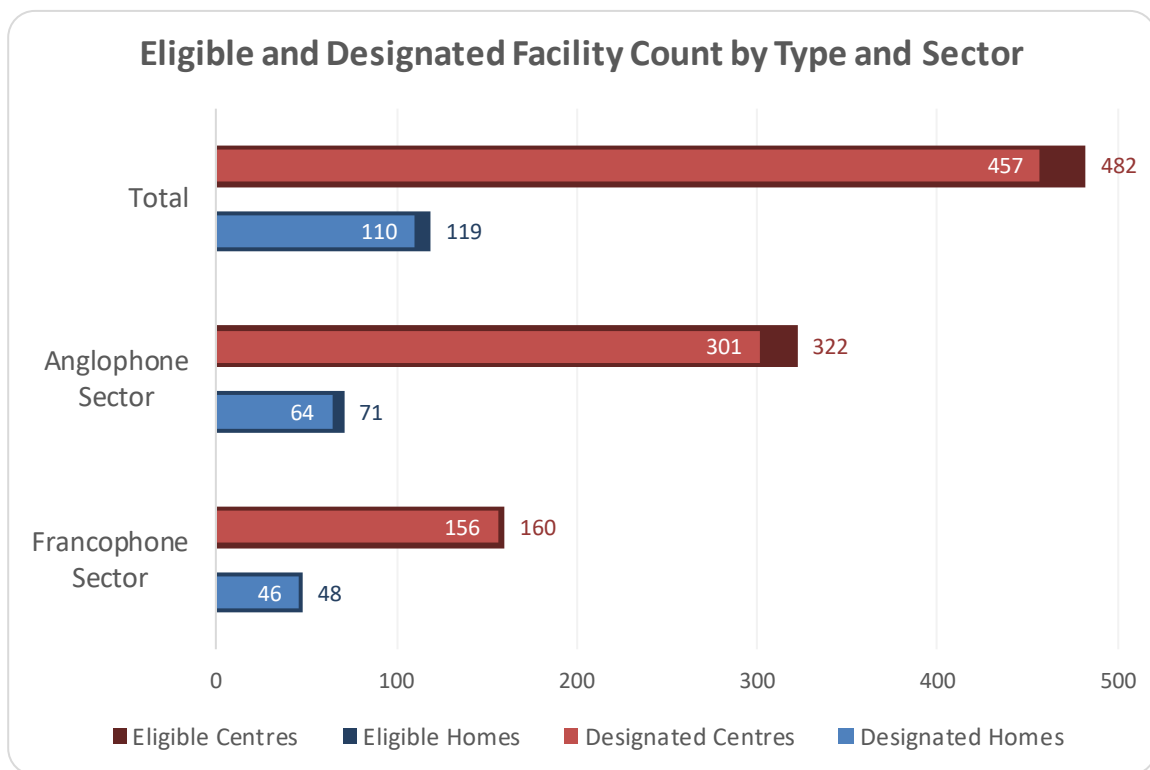
110 designated homes of **119** eligible
457 designated centres of **482** eligible

Anglophone Sector

64 designated homes of **71** eligible
301 designated centres of **322** eligible

Francophone Sector

46 designated homes of **48** eligible
156 designated centres of **160** eligible



Licensed Facilities Openings and Closures

March 31, 2023

50 Openings 49 Closures

Anglophone Sector

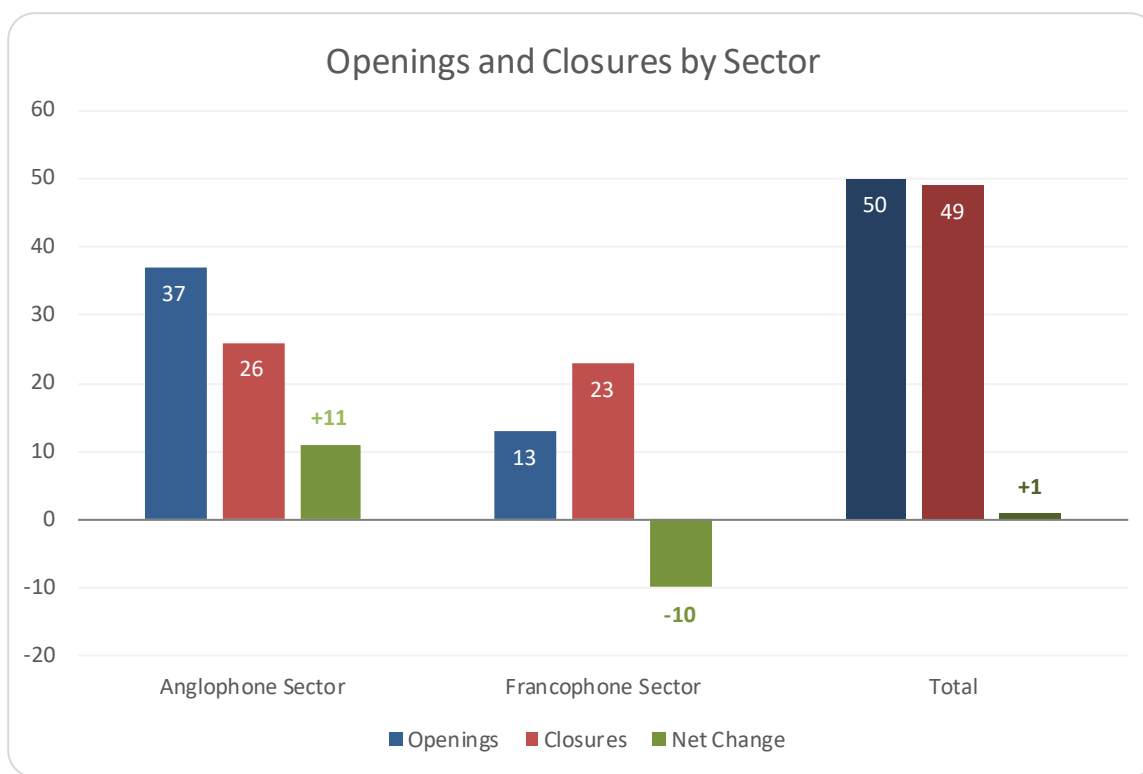
37 Openings

26 Closures

Francophone Sector

13 Openings

23 Closures



Licensed Auspice by Type

March 31, 2023

127 homes

227 not-for-profit centres

493 for profit centres

Anglophone Sector

74 homes

143 not-for-profit centres

319 for profit centres

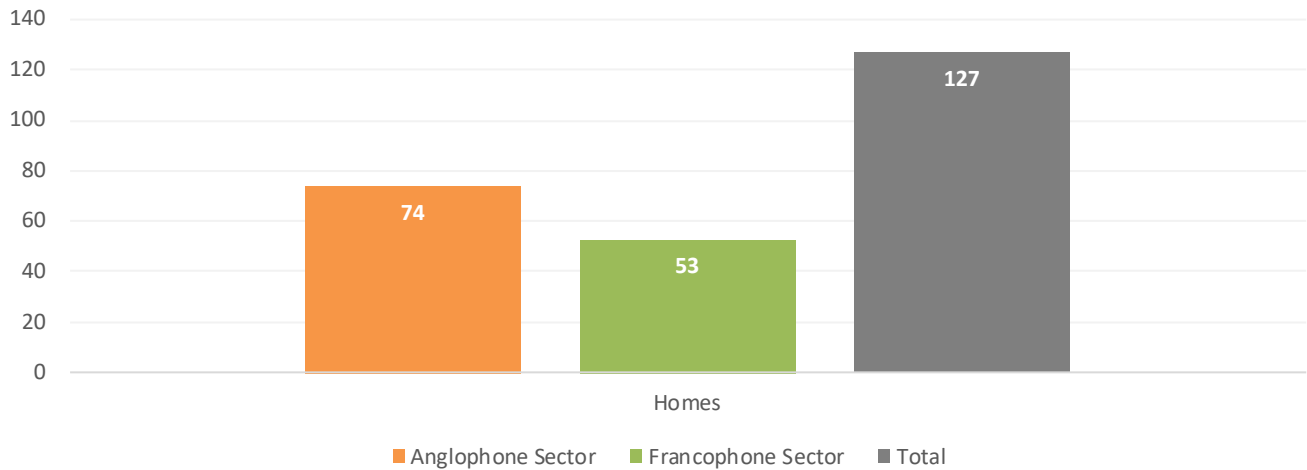
Francophone Sector

53 homes

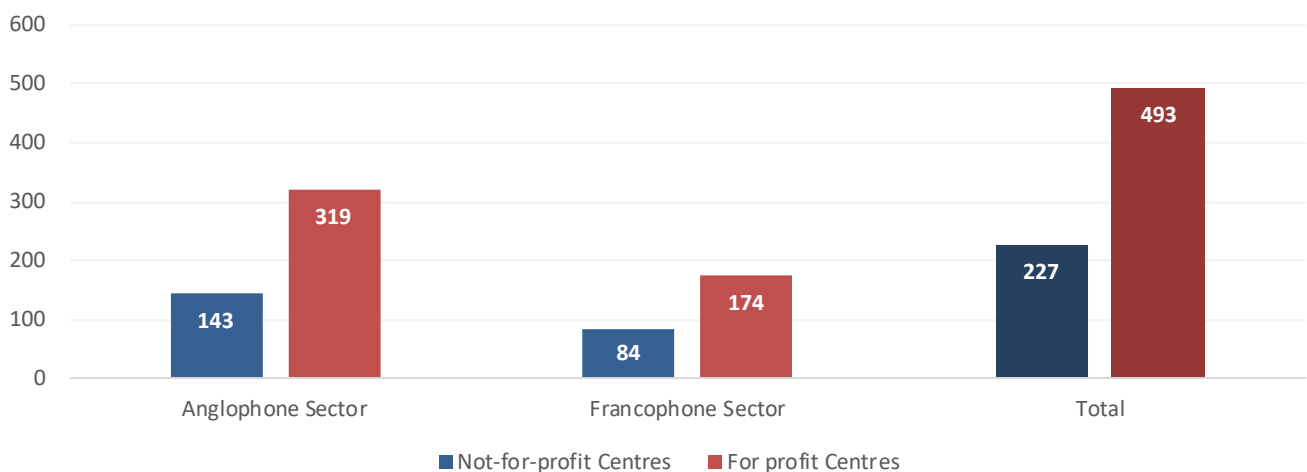
84 not-for-profit centres

174 for profit centres

Auspice by Sector - **HOMES**



Auspice by Sector - **FOR PROFIT and NOT-FOR-PROFIT CENTRES**



Eligible and Designated Auspice by Type

March 31, 2023

110 designated homes of **119** eligible

122 designated not-for-profit centres of **135** eligible

335 designated for profit centres of **347** eligible

Anglophone Sector

64 designated homes of **71** eligible

83 designated not-for-profit centres of **95** eligible

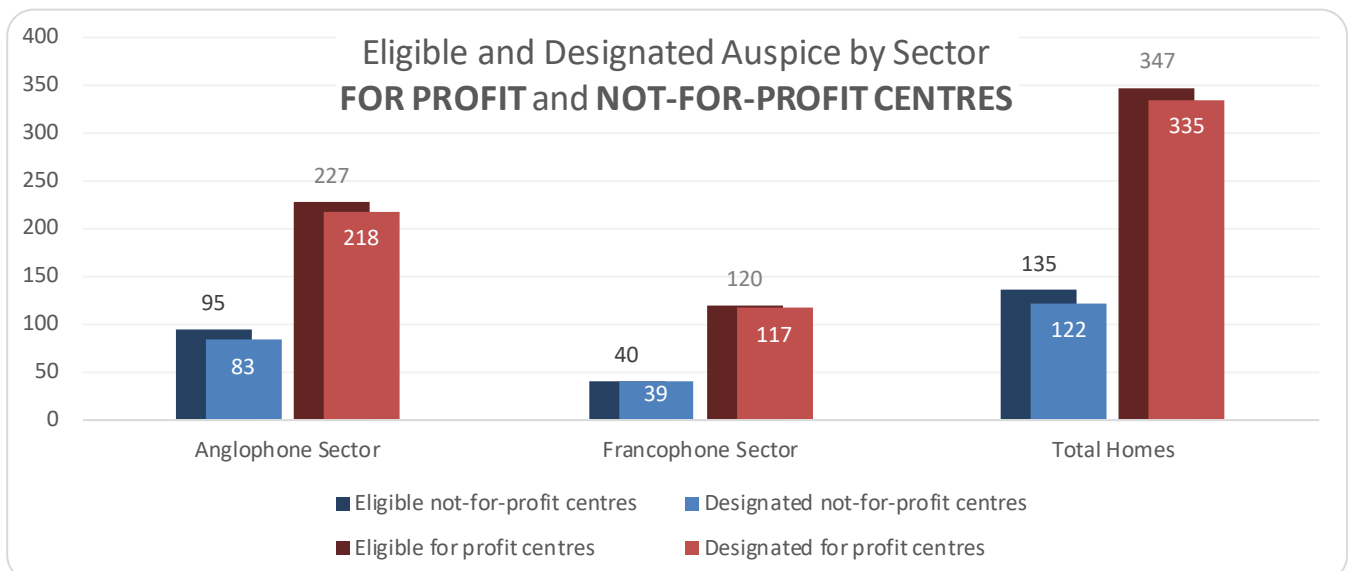
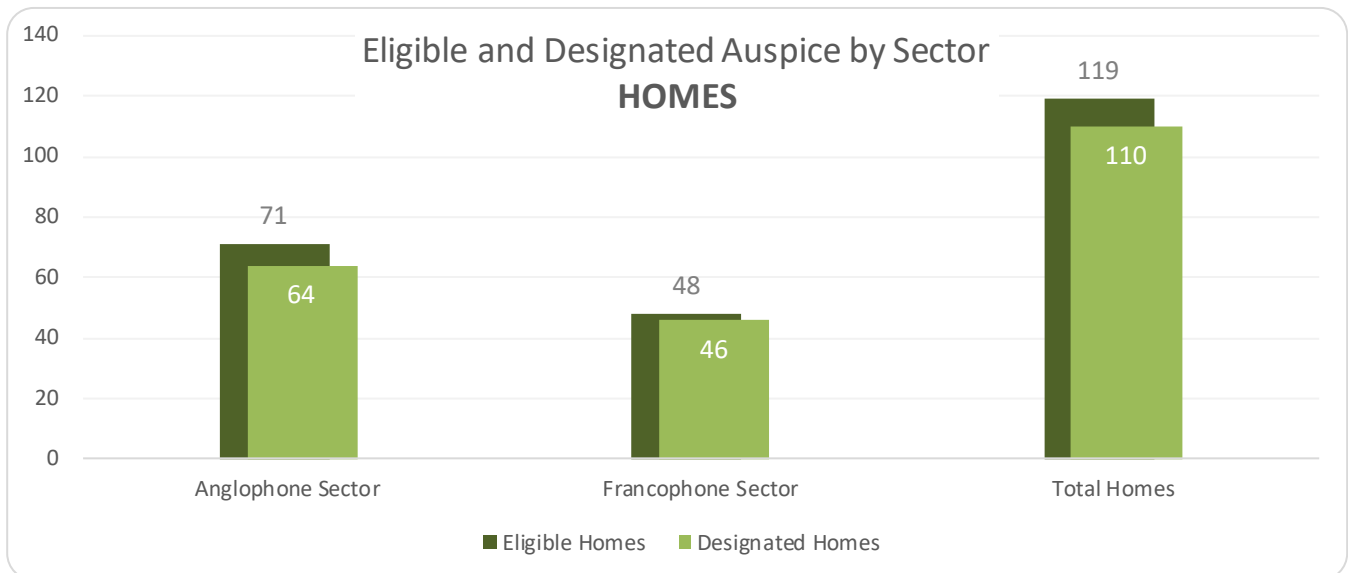
218 designated for profit centres of **227** eligible

Francophone Sector

46 designated homes of **48** eligible

39 designated not-for-profit centres of **40** eligible

117 designated for profit centres of **120** eligible



Early Learning and Childcare Spaces by Age Category

Total number of licensed spaces per age group
(Early Learning and Childcare homes are included)

March 31, 2023

33,783 total spaces

2,394 spaces for infants

14,550 spaces for preschool-aged children

16,839 spaces for school-aged children

Anglophone Sector

21,439 total spaces

1,527 spaces for infants

9,643 spaces for preschool-aged children

10,269 spaces for school-aged children

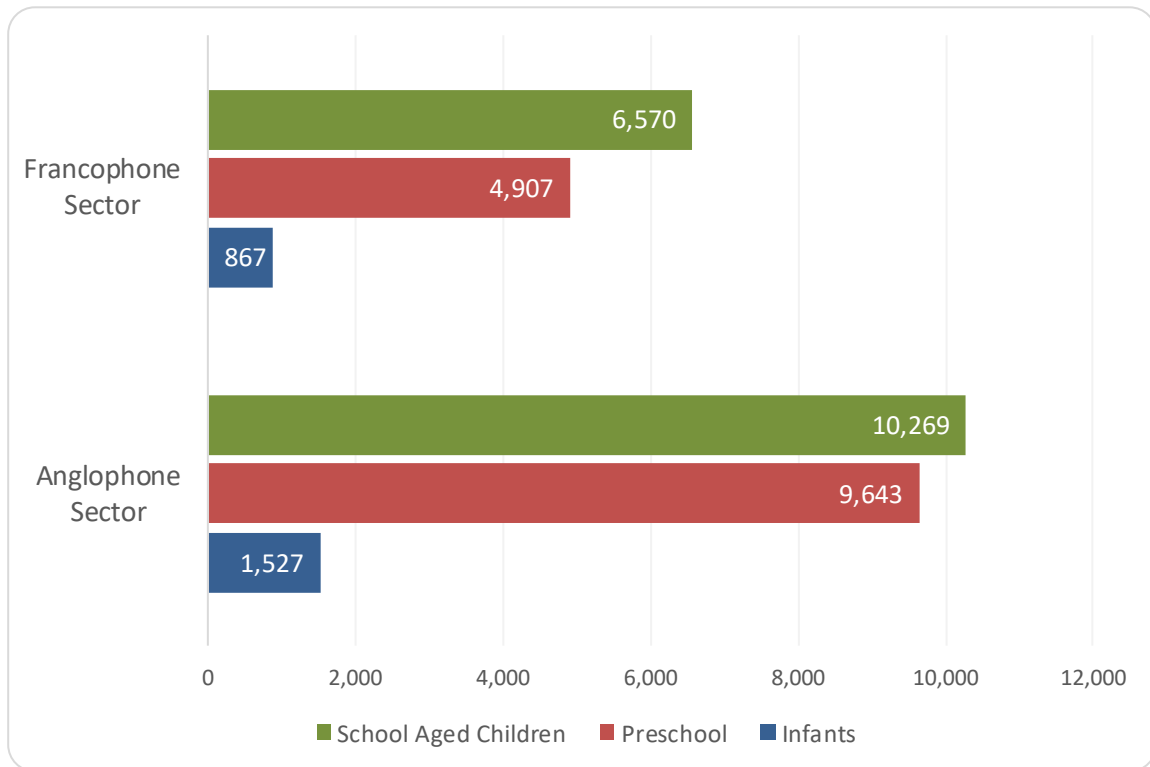
Francophone Sector

12,344 total spaces

867 spaces for infants

4,907 spaces for preschool-aged children

6,570 spaces for school-aged children

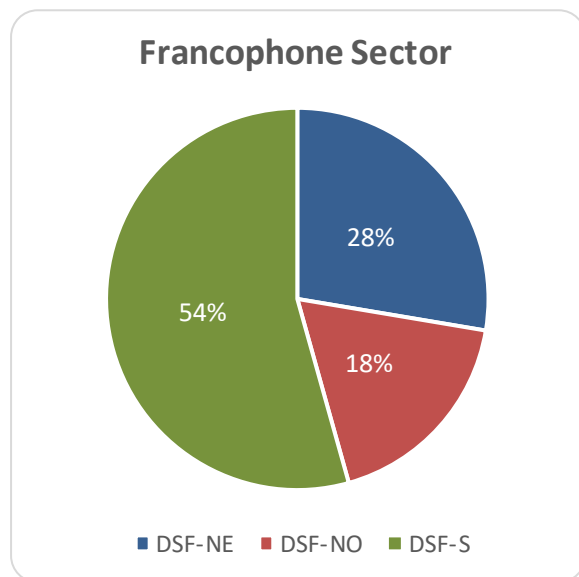
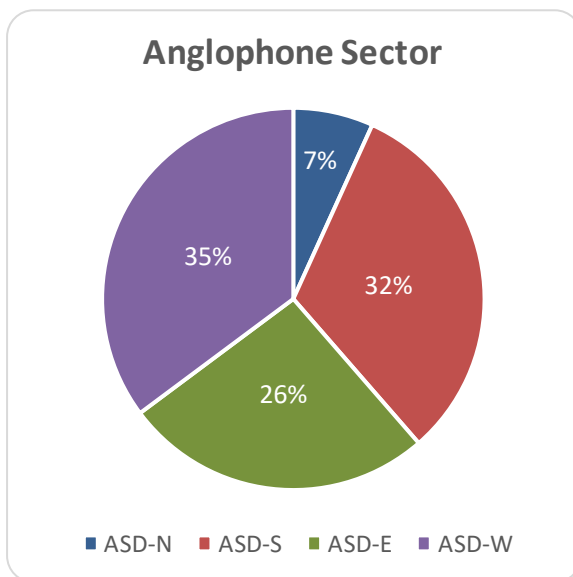


Early Learning and Childcare Spaces by School District

Total number of licensed spaces per school district
(Early Learning and Childcare homes are included)

March 31, 2023

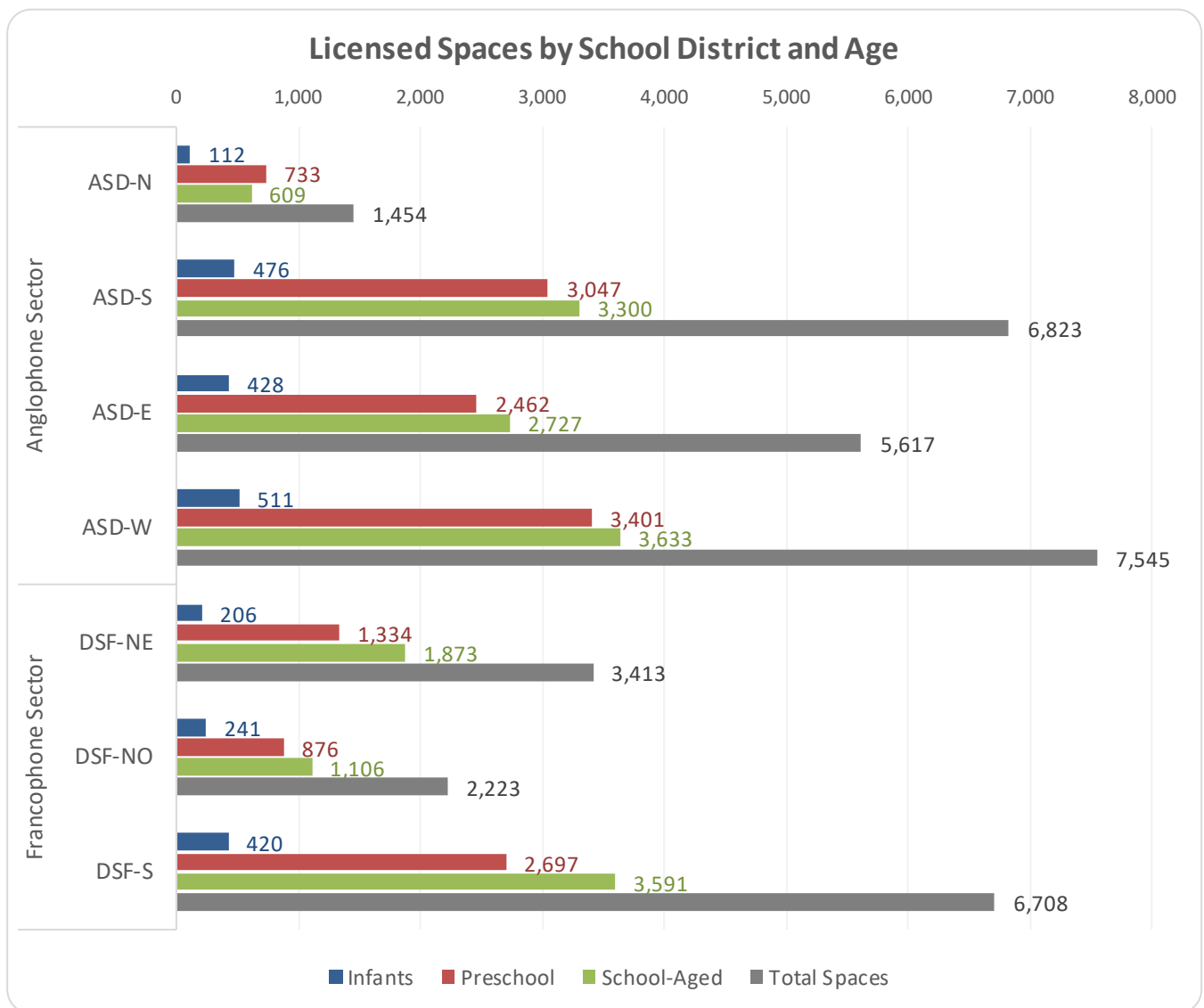
1,454	Anglophone School District North (ASD-N)
6,823	Anglophone School District South (ASD-S)
5,617	Anglophone School District East (ASD-E)
7,545	Anglophone School District West (ASD-W)
3,413	District scolaire francophone Nord-Est (DSF-NE)
2,223	District scolaire francophone Nord-Ouest (DSF-NO)
6,708	District scolaire francophone Sud (DSF-S)
<u>33,783</u>	Total Spaces



Licensed Spaces by Age and School District

Total number of licensed spaces per age group
(Early Learning and Childcare homes are included)

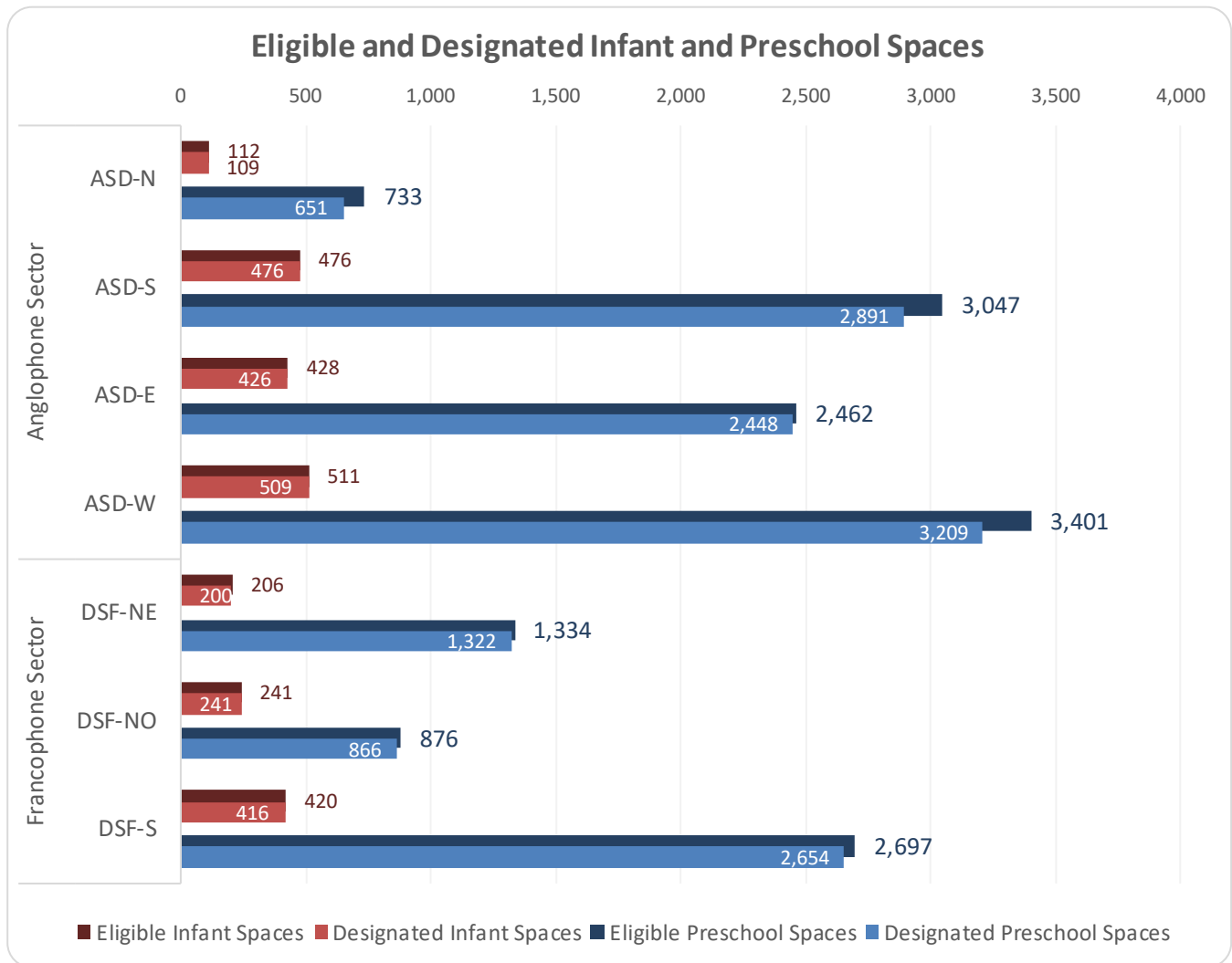
March 31, 2023	ASD-N	ASD-S	ASD-E	ASD-W	DSF-NE	DSF-NO	DSF-S	TOTAL
Infant	112	476	428	511	206	241	420	2,394
Preschool	733	3,047	2,462	3,401	1,334	876	2,697	14,550
School-aged	609	3,300	2,727	3,633	1,873	1,106	3,591	16,839
Total spaces	1,454	6,823	5,617	7,545	3,413	2,223	6,708	33,783



Eligible and Designated Spaces by Age and School District

Total number of eligible and designated spaces per age group
(Early Learning and Childcare homes are included)

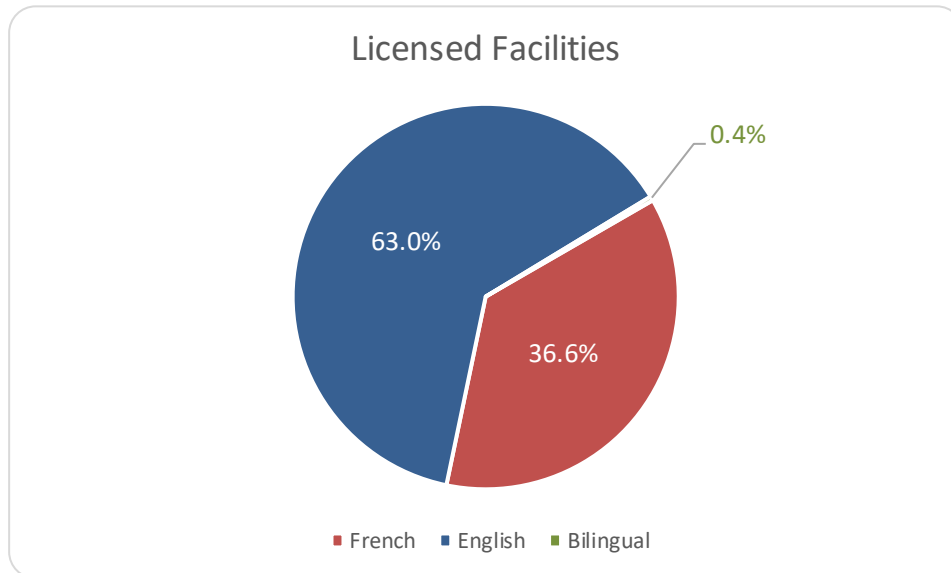
March 31, 2023	ASD-N	ASD-S	ASD-E	ASD-W	DSF-NE	DSF-NO	DSF-S	TOTAL
Eligible Infant	112	476	428	511	206	241	420	2,394
Designated Infant	109	476	426	509	200	241	416	2,377
Eligible Preschool	733	3,047	2,462	3,401	1,334	876	2,697	14,550
Designated Preschool	651	2,891	2,448	3,209	1,322	866	2,654	14,041
Total eligible spaces	845	3,523	2,890	3,912	1,540	1,117	3,117	16,944
Total designated spaces	760	3,367	2,874	3,718	1,522	1,107	3,070	16,418



Language of Service

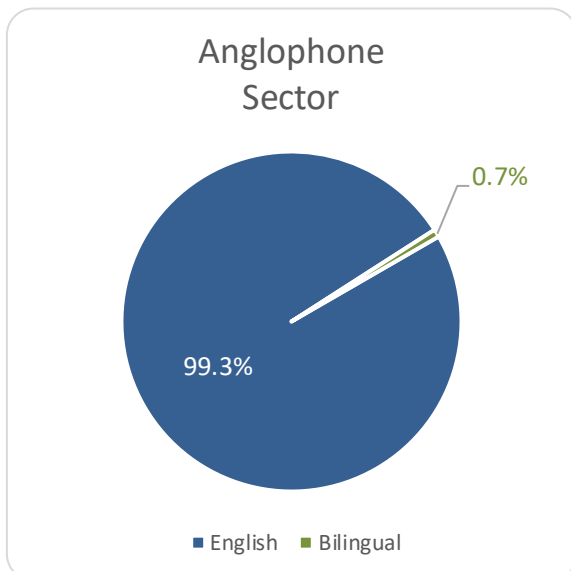
Licensed Facilities

63.0% English
36.6% French
0.4% Bilingual



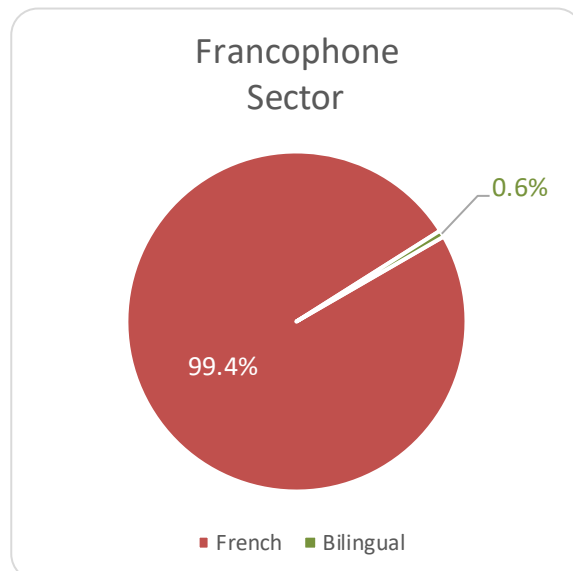
Anglophone Sector

99.3% English
0.7% Bilingual



Francophone Sector

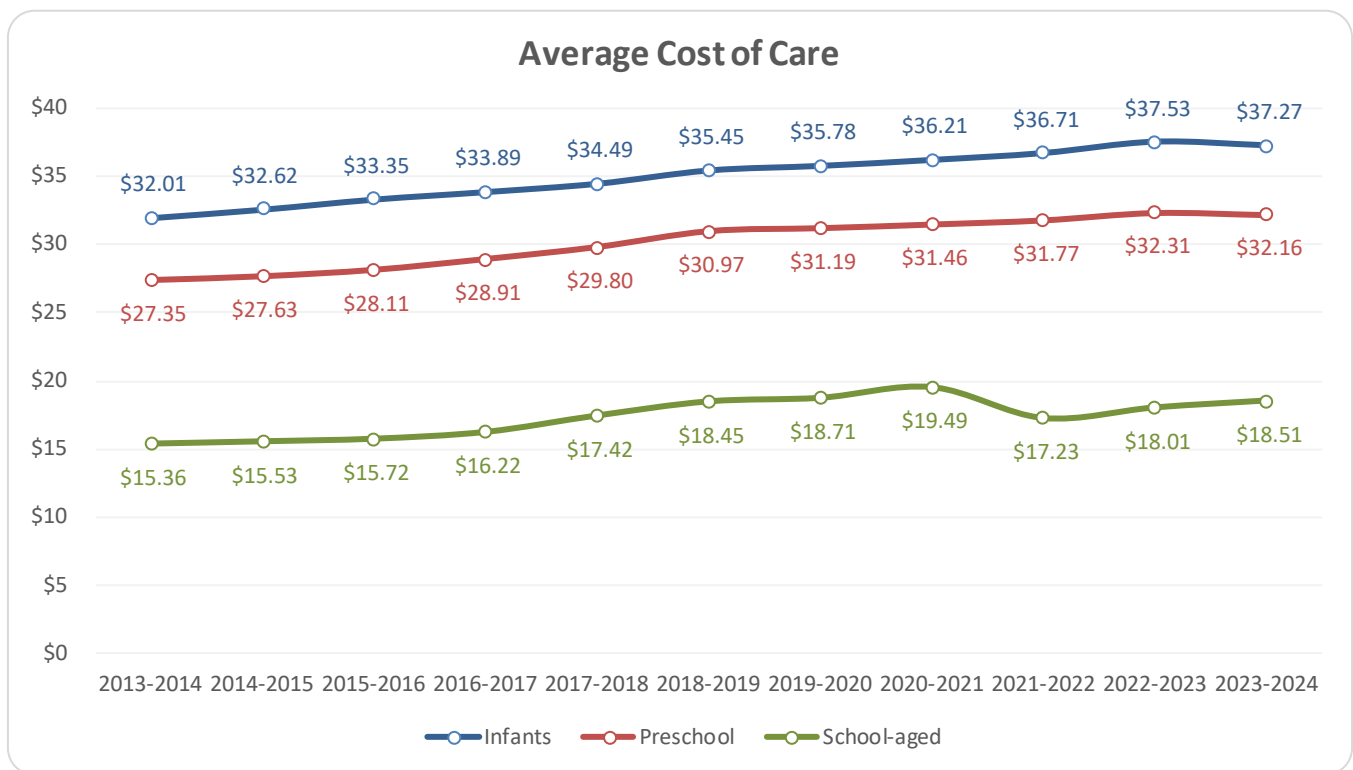
99.4% French
0.6% Bilingual



Average Cost of Care

Daily cost of full-time care

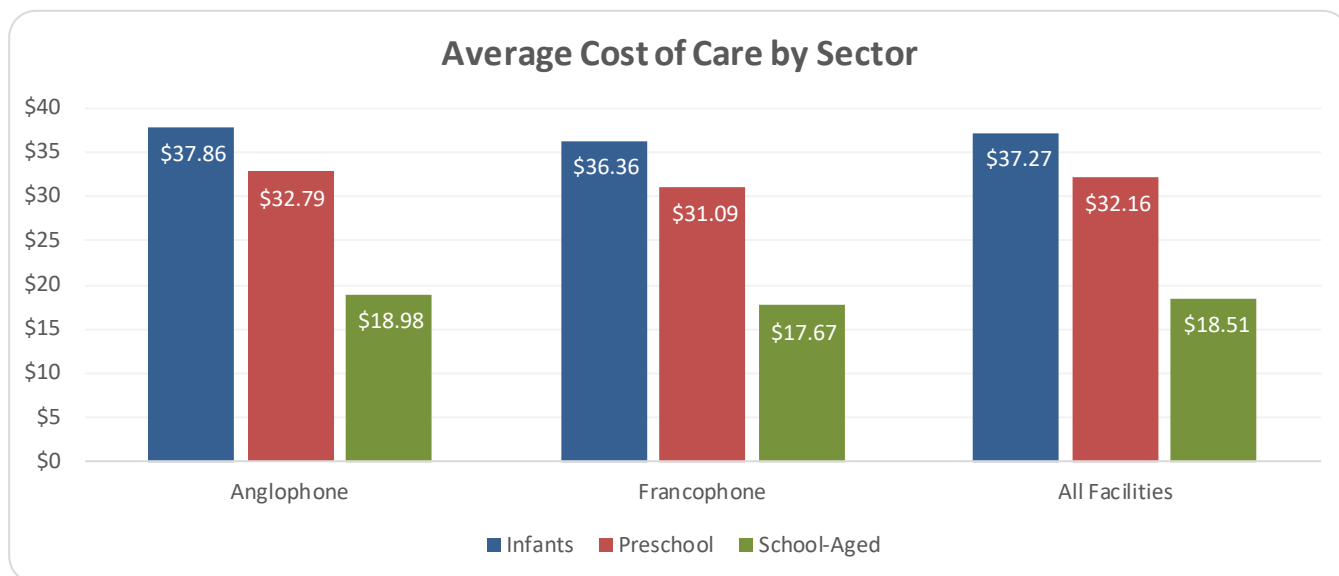
	March 2016 2016 - 2017 QIFS Applications	March 2017 2017 - 2018 QIFS Applications	March 2018 2018-2019 QIFS Applications	March 2019 2019-2020 QIFS Applications	March 2020 2020-2021 QIFS Applications	March 2021 AMANDA Fee Data	March 2022 AMANDA Fee Data	March 2023 AMANDA Fee Data
Infants	\$33.89	\$34.49	\$35.45	\$35.78	\$36.21	\$36.71	\$37.53	\$37.27
Preschool	\$28.91	\$29.80	\$30.97	\$31.19	\$31.46	\$31.77	\$32.31	\$32.16
After-School	\$16.22	\$17.42	\$18.45	\$18.71	\$19.49	\$17.23	\$18.01	\$18.51
Total							\$35.66	\$30.08



Average Cost of Care by Sector

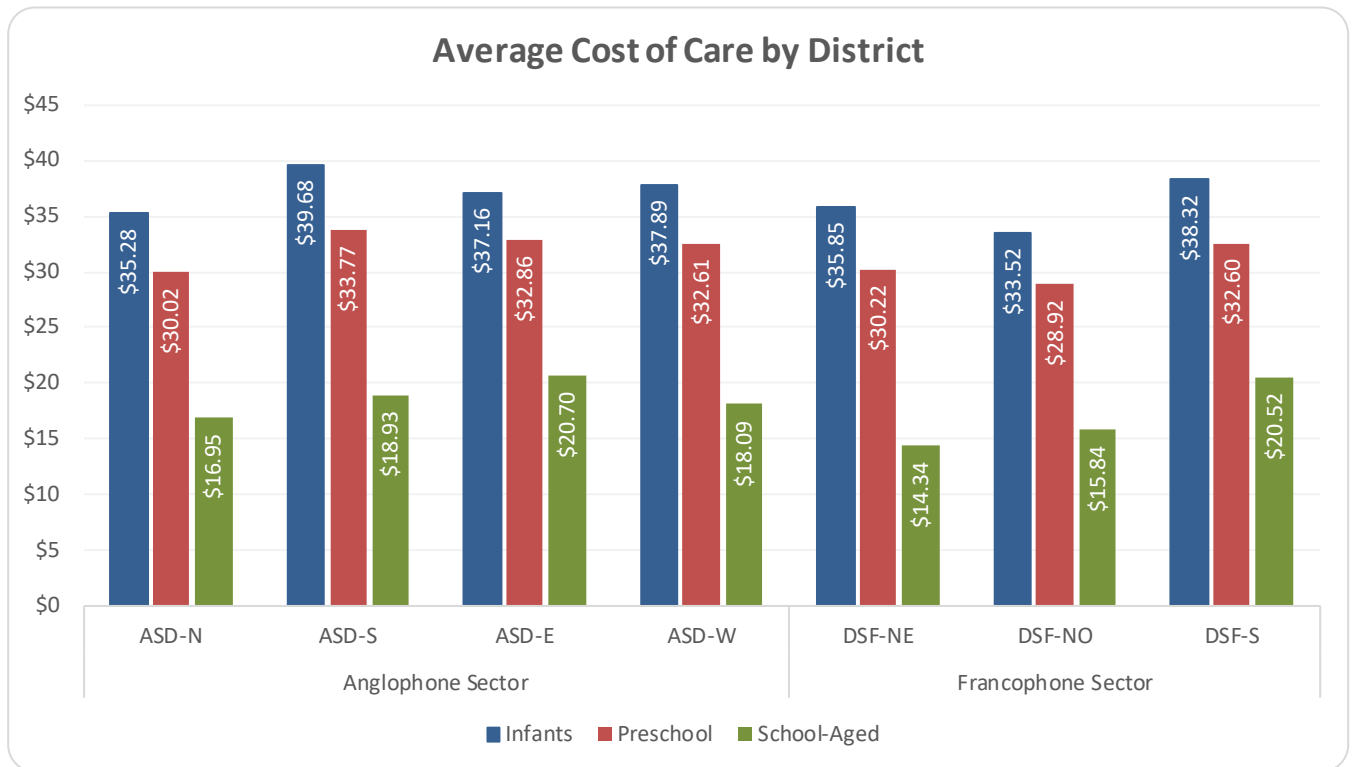
Daily cost of full-time care

	Licensed facilities	Anglophone Sector	Francophone Sector
Infants	\$37.27	\$37.86	\$36.36
Preschool	\$32.16	\$32.79	\$31.09
School-Aged	\$18.51	\$18.98	\$17.67



Average Cost of Care by School District

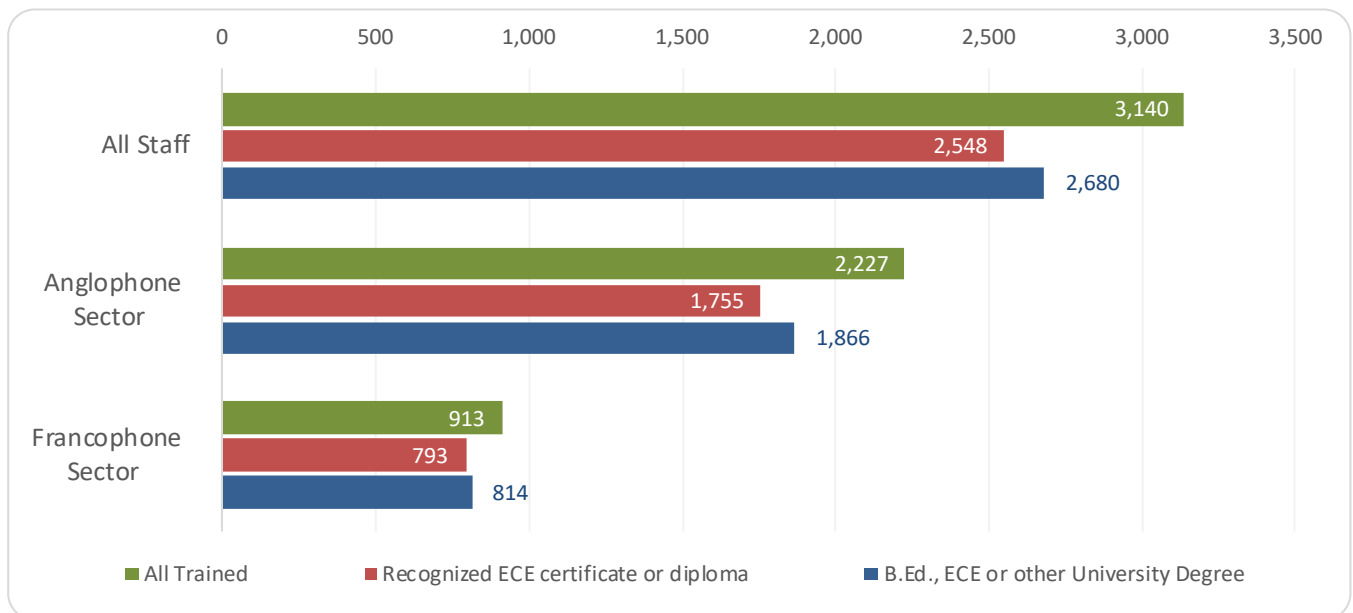
School District	Infant	Preschool	School-Aged
ASD-N	\$35.28	\$30.02	\$16.95
ASD-S	\$39.68	\$33.77	\$18.93
ASD-E	\$37.16	\$32.86	\$20.70
ASD-W	\$37.89	\$32.61	\$18.09
DSF-NE	\$35.85	\$30.22	\$14.34
DSF-NO	\$33.52	\$28.92	\$15.84
DSF-S	\$38.32	\$32.60	\$20.52



Early Childhood Education Wage Profile

- Of the **5,008** educator positions at approved early learning and childcare facilities in **2022-2023**;
 - 3,140 (62.7%)** educator positions receive the “Level 1” on the ECE Wage Grid (their training includes recognized Early Childhood Education certificates or diplomas and university degrees of any discipline).
 - 2,680 (53.5%)** educator positions hold a B.Ed., a recognized Early Childhood Education certificate or diploma, and/or a university degree in child study.
 - Of those **2,680** educator positions, **2,548 (50.9%)** educator positions hold a recognized Early Childhood Education certificate or diploma.
 - 1,868 (37.3%)** educator positions are considered “Entry Level” on the ECE Wage Grid.

	All Staff	Anglophone Sector	Francophone Sector
B.Ed., recognized ECE and/or university degree in child study	2,680	1,866	814
Recognized ECE certificate or diploma	2,548	1,755	793
Educators receiving the “Level 1” on the wage grid	3,140	2,227	913

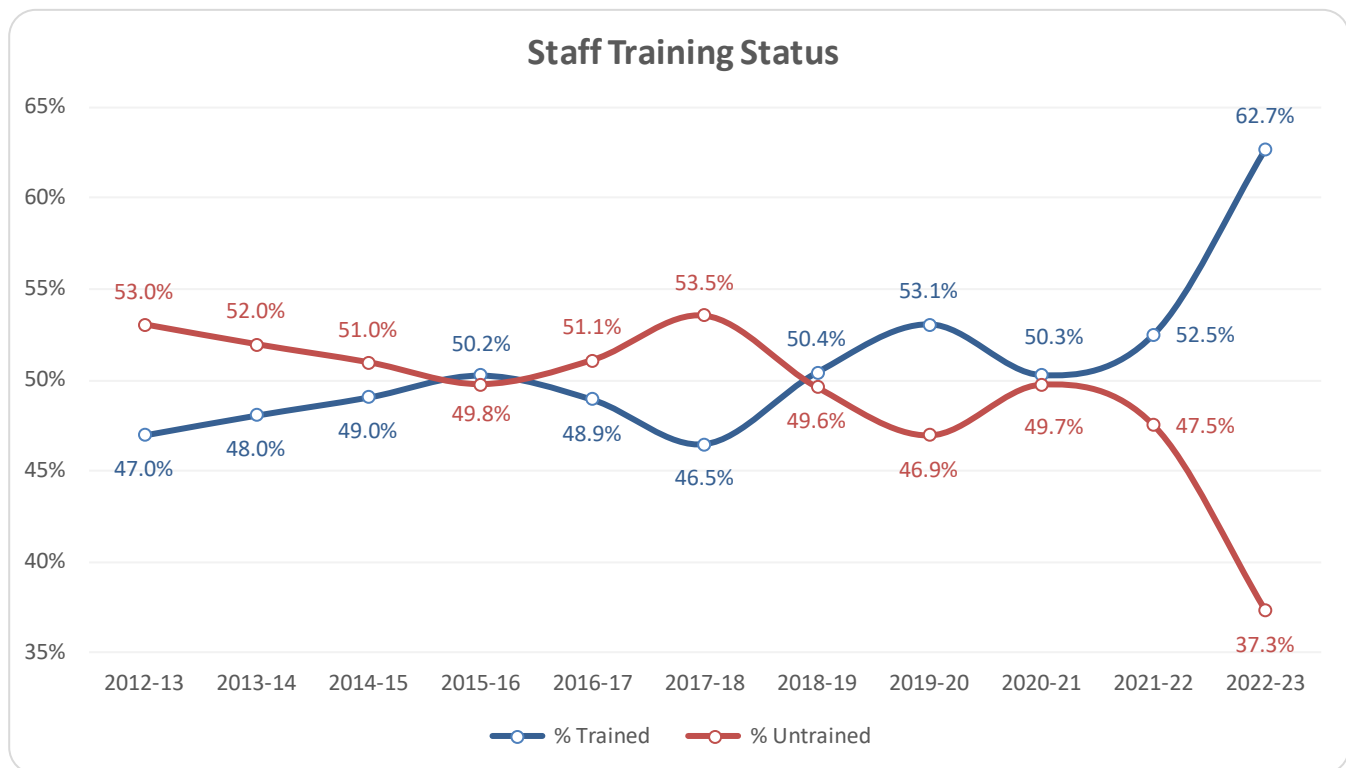


Early Learning and Childcare Annual Statistical Report 2022-2023

Staff Profile – Training Status

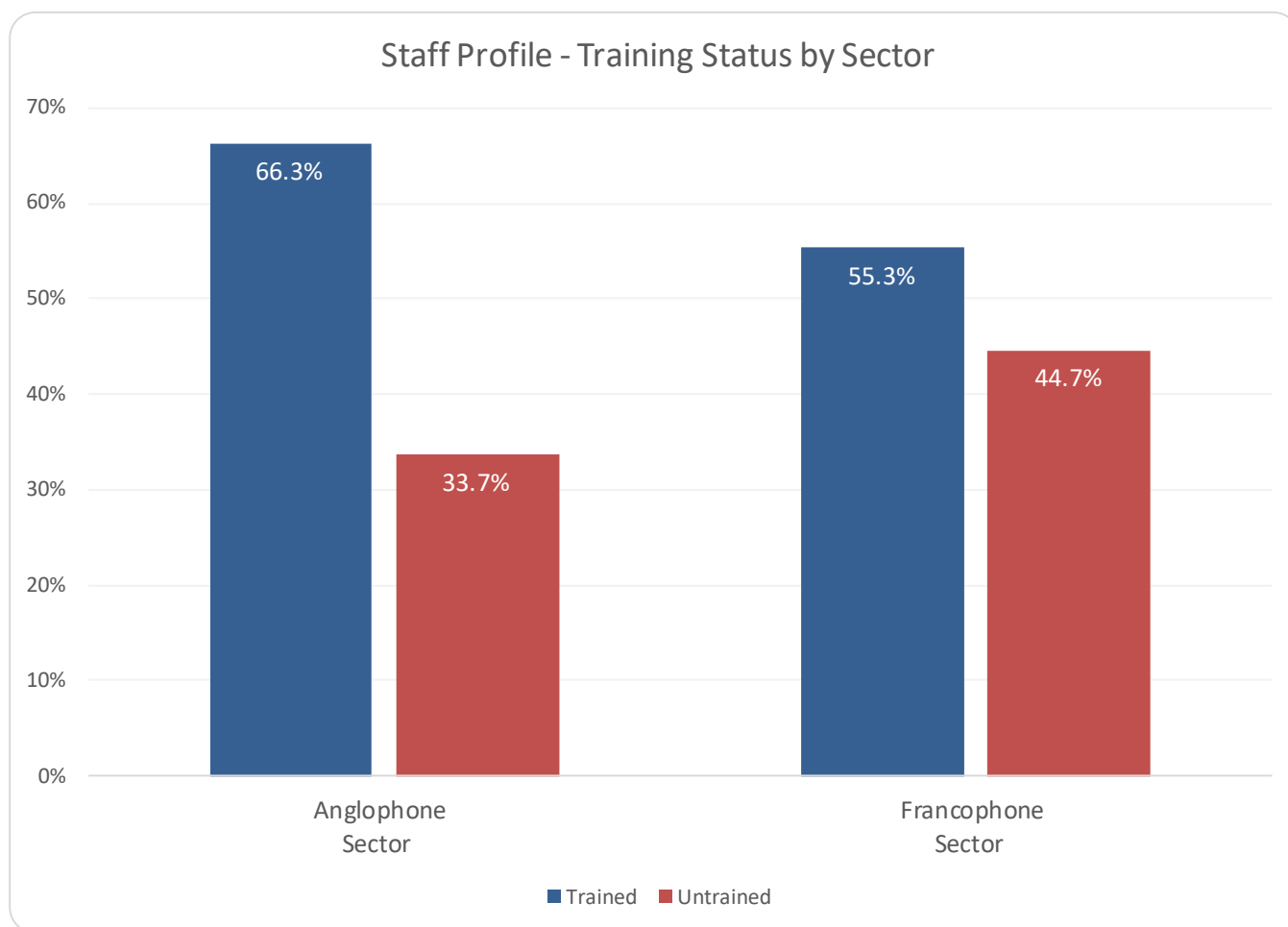
	2015-16 Mar. 31, 2016	2016-17 Mar. 31, 2017	2017-18 Mar.31, 2018	2018-19 Mar.31, 2019	2019-20 Mar.31, 2020	2020-21 Mar.31, 2021 ¹	2021-22 Mar.31, 2022	2022-23 Mar.31, 2023
Number of educators	4,072	4,519	4,837	4,807	4,543	4,708	4,818	5,008
Trained	2,046 (50.2%)	2,210 (48.9%)	2,248 (46.5%)	2,424 (50.4%)	2,411 (53.1%)	2,367 (50.3%)	2,529 (52.5%)	3,140 (62.7%)
Untrained	2,026 (49.8%)	2,309 (51.1%)	2,589 (53.5%)	2,383 (49.6%)	2,132 (46.9%)	2,341 (49.7%)	2,289 (47.5%)	1,868 (37.3%)

¹ Educator training status data was captured on October 29th, 2021 because of the transition from QIFS to WSP-ECE.



Staff Profile - Training Status by Sector

	Anglophone Sector	Francophone Sector
Number of educators	3,358	1,650
Trained	2,227 (66.3%)	913 (55.3%)
Untrained	1,131 (33.7%)	737 (44.7%)



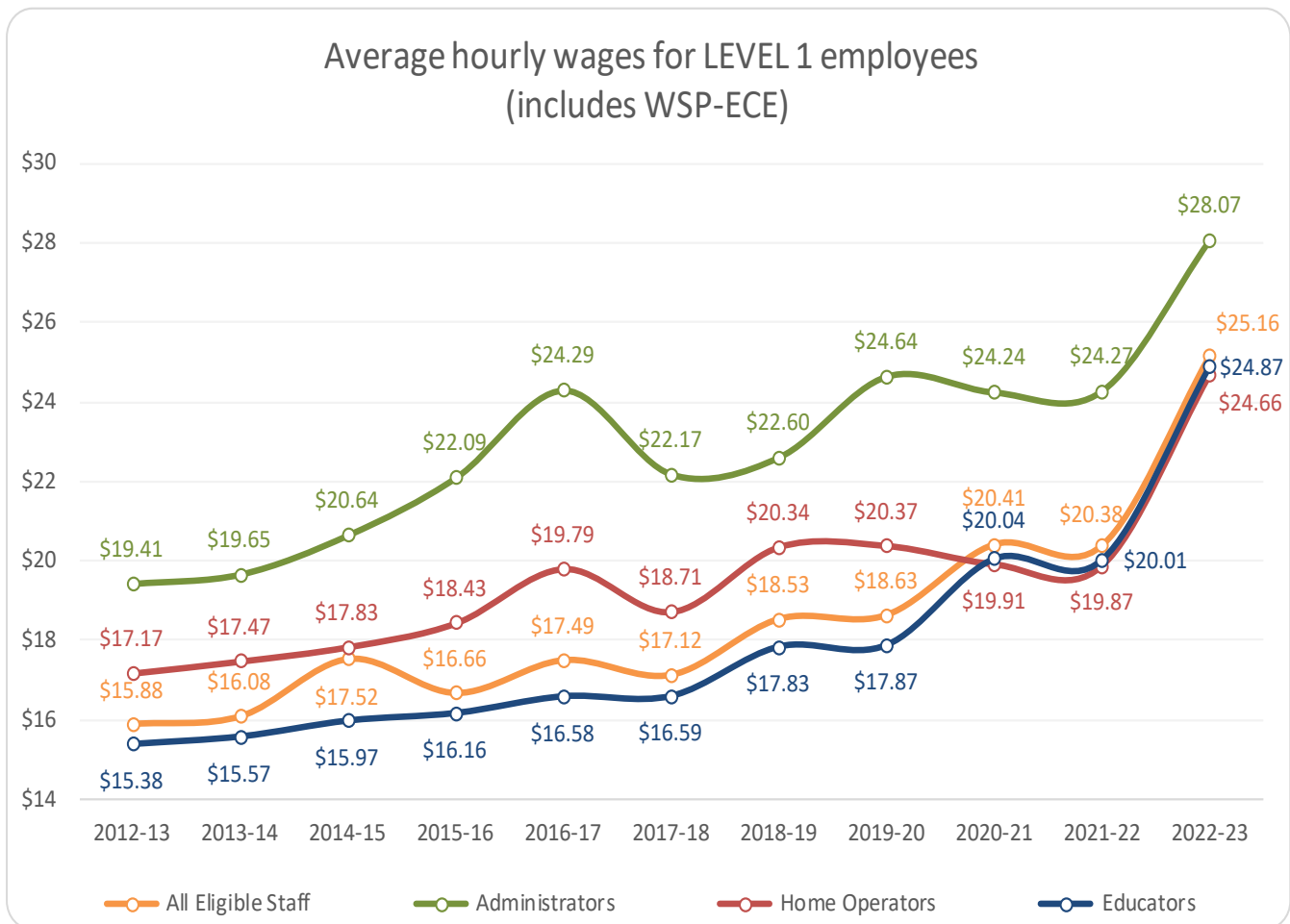
Early Learning and Childcare Annual Statistical Report 2022-2023

Staff Wages – Level 1

Includes Wage Support Program for Early Childhood Educators (WSP-ECE) wage benefits

Average hourly wage Level 1 employees	2015-16 Mar. 31, 2016	2016-17 Mar. 31, 2017	2017-18 Mar. 31, 2018	2018-19 Mar. 31, 2019	2019-20 Mar. 31, 2020	2020-21 Mar. 31, 2021 ¹	2021-22 Mar. 31, 2022	2022-23 Mar. 31, 2023
All eligible staff	\$16.66	\$17.49	\$17.12	\$18.53	\$18.63	\$20.41	\$20.38	\$25.16
Administrators	\$22.09	\$24.29	\$22.17	\$22.60	\$24.64	\$24.24	\$24.27	\$28.07
Home Operators	\$18.43	\$19.79	\$18.71	\$20.34	\$20.37	\$19.91	\$19.87	\$24.66
Educators	\$16.16	\$16.58	\$16.59	\$17.83	\$17.87	\$20.04	\$20.01	\$24.87

¹Wages include WSP-ECE benefits and were captured on October 29th, 2021 because of the transition from QIFS to WSP-ECE.



Historical provincial minimum wage increases

- \$10.00/hour on Apr 1st, 2012
- \$10.30/hour on Dec 31st, 2014
- \$10.65/hour on Apr 1st, 2016
- \$11.00/hour on Apr 1st, 2017
- \$11.25/hour on Apr 1st, 2018
- \$11.50/hour on Apr 1st, 2019
- \$11.70/hour on Apr 1st, 2020
- \$11.75/hour on Apr 1st, 2021
- \$12.75/hour on Apr 1st, 2022
- \$13.75/hour on Oct 1st, 2022

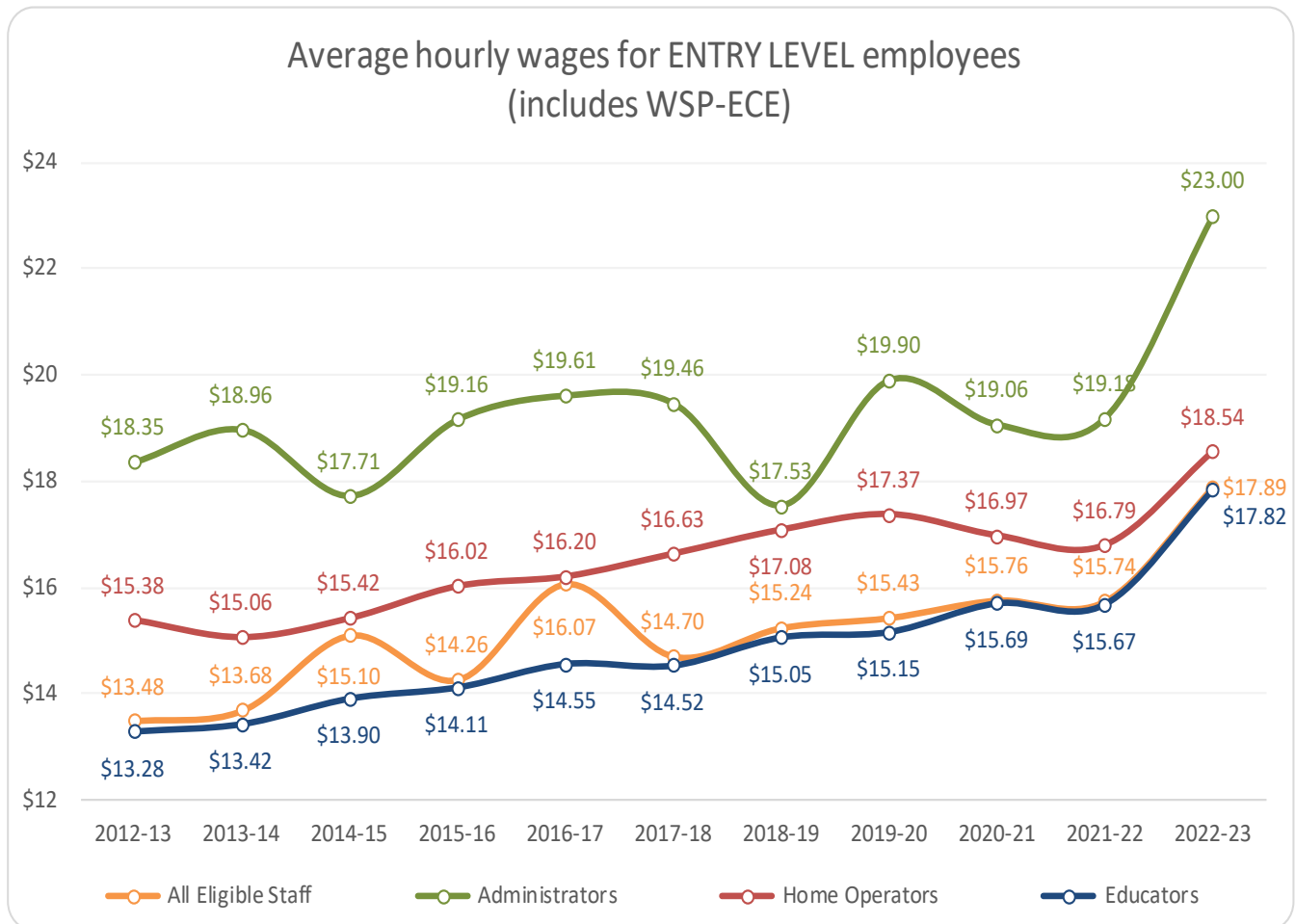
Early Learning and Childcare Annual Statistical Report 2022-2023

Staff Wages – Entry Level

Includes Wage Support Program for Early Childhood Educators (WSP-ECE) wage benefits

Average hourly wage Entry Level employees	2015-16 Mar. 31, 2016	2016-17 Mar. 31, 2017	2017-18 Mar. 31, 2018	2018-19 Mar. 31, 2019	2019-20 Mar. 31, 2020	2020-21 Mar. 31, 2021 ¹	2021-22 Mar. 31, 2022	2022-23 Mar. 31, 2023
All eligible staff	\$14.26	\$16.07	\$14.70	\$15.24	\$15.43	\$15.76	\$15.74	\$17.89
Administrators	\$19.16	\$19.61	\$19.46	\$17.53	\$19.90	\$19.06	\$19.18	\$23.00
Home Operators	\$16.02	\$16.20	\$16.63	\$17.08	\$17.37	\$16.97	\$16.79	\$18.54
Educators	\$14.11	\$14.55	\$14.52	\$15.05	\$15.15	\$15.69	\$15.67	\$17.82

¹ Wages include WSP-ECE benefits and were captured on October 29th, 2021 because of the transition from QIFS to WSP-ECE.



Historical provincial minimum wage increases

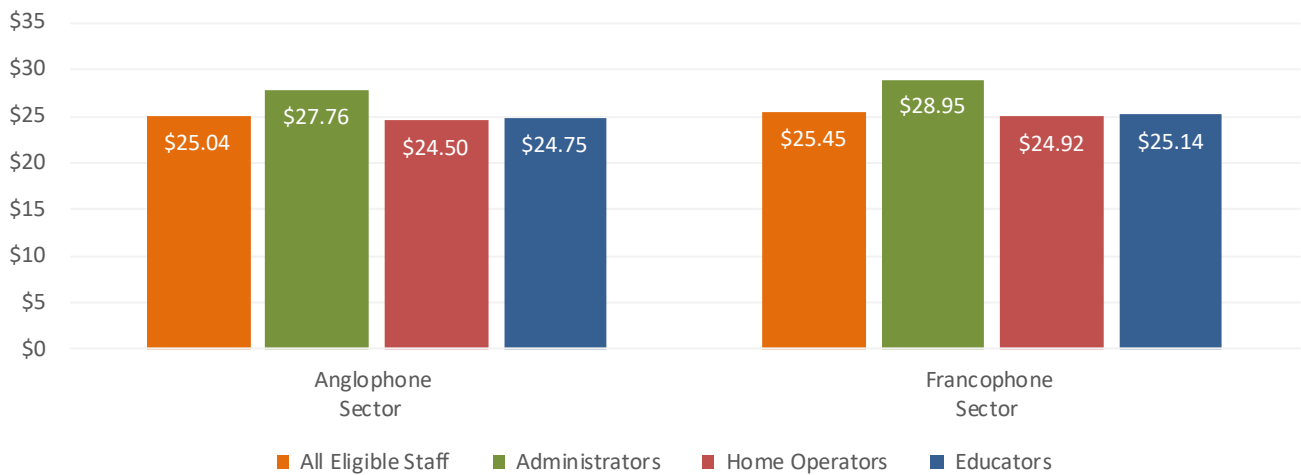
- \$10.00/hour on Apr 1st, 2012
- \$10.30/hour on Dec 31st, 2014
- \$10.65/hour on Apr 1st, 2016
- \$11.00/hour on Apr 1st, 2017
- \$11.25/hour on Apr 1st, 2018
- \$11.50/hour on Apr 1st, 2019
- \$11.70/hour on Apr 1st, 2020
- \$11.75/hour on Apr 1st, 2021
- \$12.75/hour on Apr 1st, 2022
- \$13.75/hour on Oct 1st, 2022

Level 1 Staff Profile by Sector

As of March 31, 2023, **5,008** educators were employed at approved early learning and childcare facilities across the province. One individual educator may be employed at more than one licensed facility (i.e. preschool and after school) and therefore could represent two positions/educators.

LEVEL 1 hourly wage	All Staff	Anglophone Sector	Francophone Sector
All Eligible Staff	\$25.16	\$25.04	\$25.45
Administrators	\$28.07	\$27.76	\$28.95
Home Operators	\$24.66	\$24.50	\$24.92
Educators	\$24.87	\$24.75	\$25.14

Average hourly wages for LEVEL 1 employees by Sector
(includes WSP-ECE)

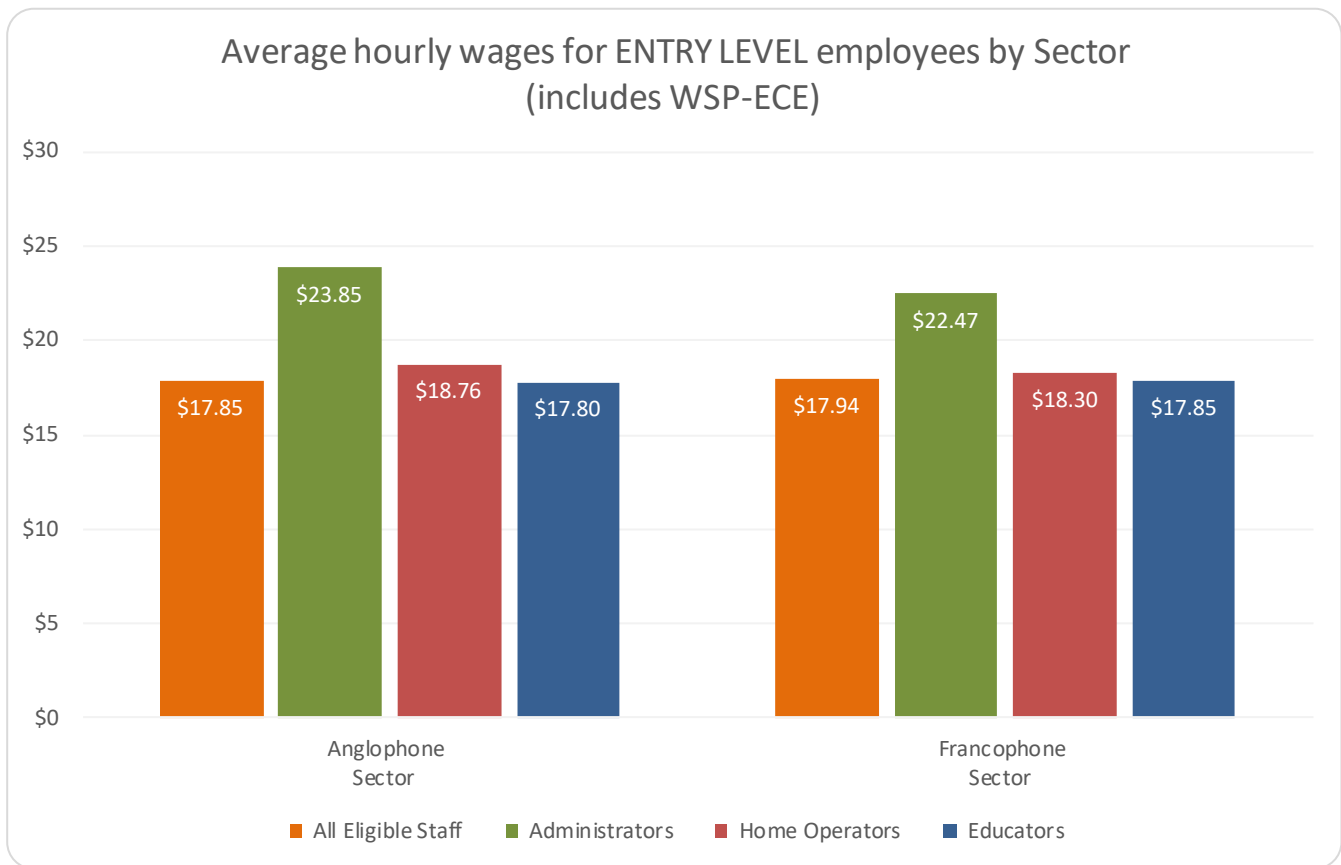


Historical provincial minimum wage increases

\$10.00/hour on Apr 1 st , 2012	\$11.50/hour on Apr 1 st , 2019
\$10.30/hour on Dec 31 st , 2014	\$11.70/hour on Apr 1 st , 2020
\$10.65/hour on Apr 1 st , 2016	\$11.75/hour on Apr 1 st , 2021
\$11.00/hour on Apr 1 st , 2017	\$12.75/hour on Apr 1 st , 2022
\$11.25/hour on Apr 1 st , 2018	\$13.75/hour on Oct 1 st , 2022

Entry Level Staff Profile by Sector

Entry Level hourly wage	All Staff	Anglophone Sector	Francophone Sector
All Eligible Staff	\$17.89	\$17.85	\$17.94
Administrators	\$23.00	\$23.85	\$22.47
Home Operators	\$18.54	\$18.76	\$18.30
Educators	\$17.82	\$17.80	\$17.85



Historical provincial minimum wage increases

\$10.00/hour on Apr 1st, 2012
 \$10.30/hour on Dec 31st, 2014
 \$10.65/hour on Apr 1st, 2016
 \$11.00/hour on Apr 1st, 2017
 \$11.25/hour on Apr 1st, 2018

\$11.50/hour on Apr 1st, 2019
 \$11.70/hour on Apr 1st, 2020
 \$11.75/hour on Apr 1st, 2021
 \$12.75/hour on Apr 1st, 2022
 \$13.75/hour on Oct 1st, 2022

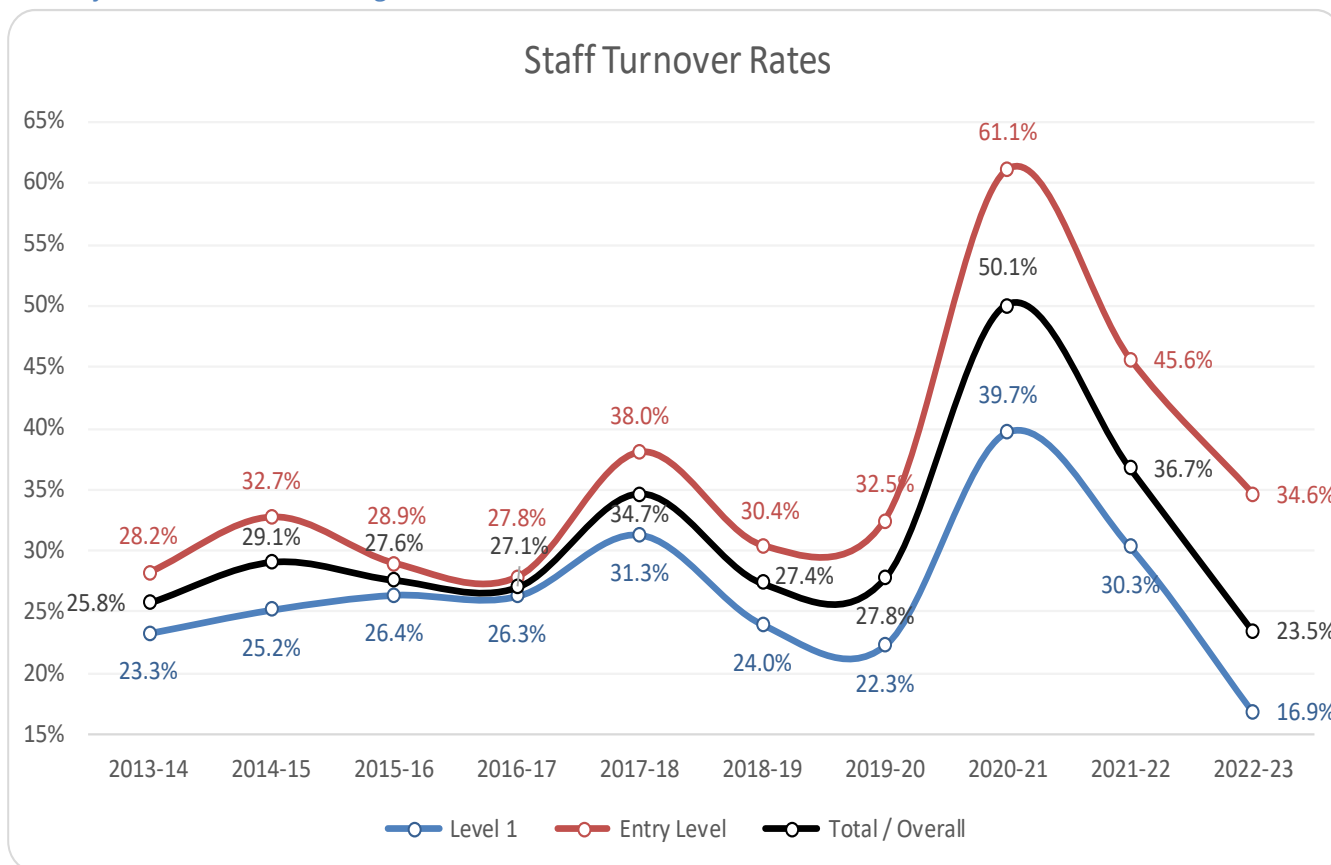
Staff Turnover Rates 2013-2023

Across all sectors (Anglophone and Francophone), excluding Relief staff.

Year	Number of employees that left - Overall	Percent	Number of employees that left - Level 1	Percent	Number of employees that left - Entry Level	Percent
2013-2014	1,144	25.8%	502	23.3%	642	28.2%
2014-2015	1,482	29.1%	611	25.2%	871	32.7%
2015-2016	1,246	27.6%	600	26.4%	646	28.9%
2016-2017	1,223	27.1%	581	26.3%	642	27.8%
2017-2018	1,292	34.7%	578	31.3%	714	38.0%
2018-2019	1,381	27.4%	569	24.0%	812	30.4%
2019-2020	1,520	27.8%	559	22.3%	961	32.5%
2020-2021 ¹	2,160	50.1%	880	39.7%	1,280	61.1%
2021-2022 ²	1,528	36.7%	732	30.3%	796	45.6%
2022-2023	1,052	23.5%	474	16.9%	578	34.6%

¹ Unemployment in facilities closed due to COVID-19 throughout 2020-2021 fiscal year are reflected in this statistic.

² Data was not available for the first 6 months of the fiscal year due to change in the system. The first 6 months of the fiscal year were estimated using data from the second 6 months.



DAY CARE ASSISTANCE PROGRAM

The Day Care Assistance Program is designed to help New Brunswick families obtain the best possible childcare for their children. This program offers parents or guardians financial assistance to help them access a licensed early learning and childcare facility. If parents or guardians have no access to a licensed early learning and childcare facility, either because they work evenings, nights or weekends or because there is no licensed early learning and childcare facility near where they live they can obtain private child care through the Alternative Child Care Program.

Maximum Daily Rates

Since October 2014

Full Time

- Infants - **\$28.50 / day**
- Preschool - **\$24.25 / day**
- School Age - **\$24.25 / day**

Part Time

- Infants - **\$14.50 / day**
- Preschool - **\$12.75 / day**
- School Age - **\$12.75 / day**

Take-Up

- **3,214 children** in approved licensed early learning and childcare facilities benefited from the Day Care Assistance Program in 2022-2023.

DESIGNATED CENTRE PARENT SUBSIDY PROGRAM

The Parent Subsidy program supports accessible, affordable, and quality early learning and childcare. The Parent Subsidy program provides free childcare to eligible families with a gross income of \$37,500 or less with children 0-5 years old enrolled in a designated facility. There is a sliding scale for families with an annual family income of \$37,501 – \$80,000. It also ensures no family will pay more than 20 per cent of their gross annual household income on early learning and childcare for children enrolled in a designated facility.

Take-Up

March 31, 2023

Number of children receiving childcare subsidy

- Free Childcare **2,210**
- Partial Subsidy **1,964**
- Total **4,174**

LICENSING AND MONITORING PERFORMANCE INDICATORS

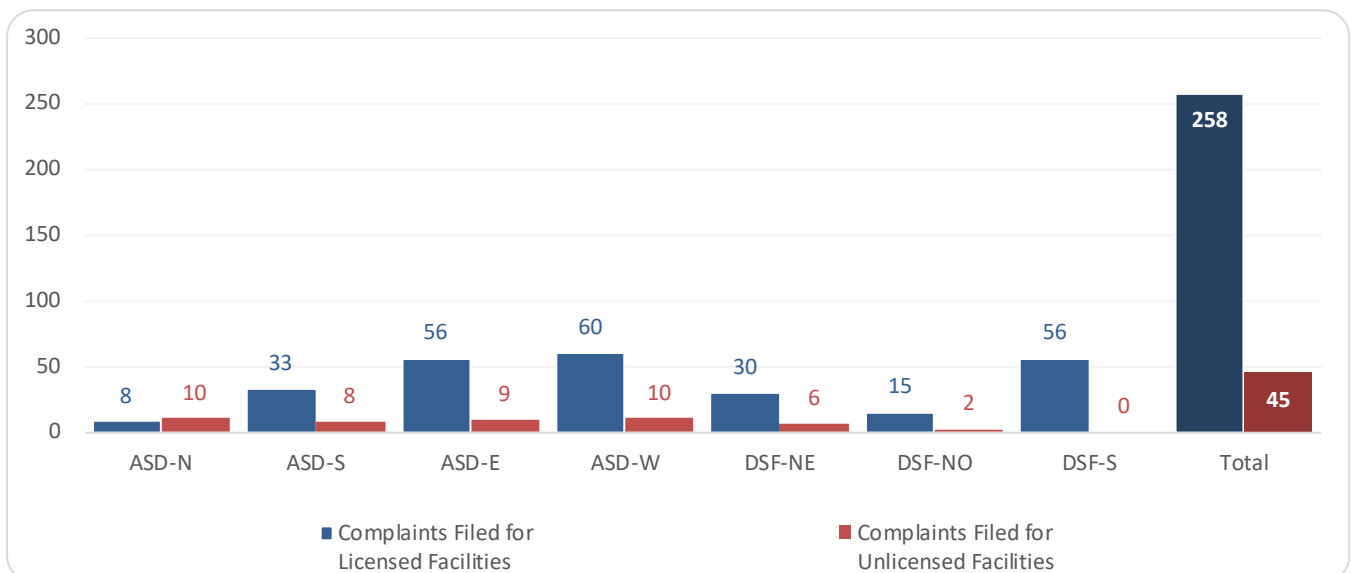
In New Brunswick, a licence is required to operate an early learning and childcare facility. Licences are issued for a twelve-month period.

Early learning and childcare staff inspect and monitor early learning and childcare facilities, investigate complaints and provide support to operators and educators. The approval and renewal process ensures continuity in minimal standards of health, safety and well-being for young children in non-parental care.

A valid licence is an indicator that the early learning and childcare facility has been inspected and is in compliance with the *Early Childhood Services Act* and Licensing Regulation 2018-11 prior to expiration.

Licensed and Unlicensed Early Learning and Childcare facilities by School District 2022-2023

The following chart represents the number of complaints filed per district during the 2022-2023 fiscal year.

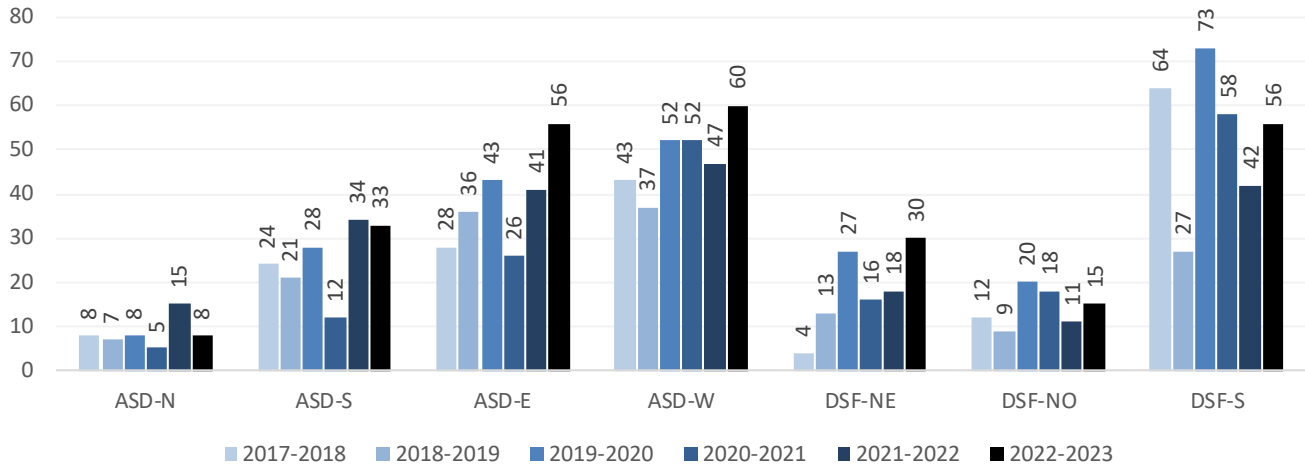


**This chart is based on caseload distribution by district rather than on the physical location of the early learning and childcare facilities.

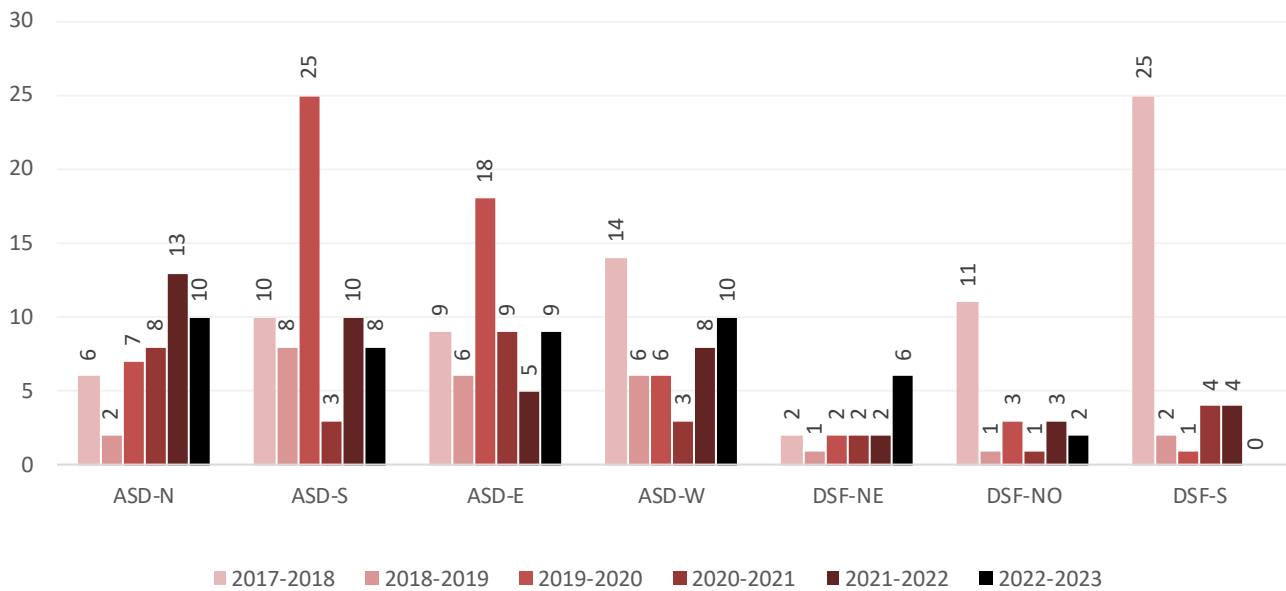
Early Learning and Childcare Annual Statistical Report 2022-2023

The following charts represent the number of complaints filed per district during the last six fiscal years for LICENSED and UNLICENSED facilities.

Complaints filed for **LICENSED FACILITIES** during the last 6 years



Complaints filed for **UNLICENSED FACILITIES** during the last 6 years



DEFINITIONS

Administrator means a person appointed by an operator to work at a facility and to supervise day-to-day activities. An administrator may be the owner and have the title of operator, director, or manager.

Administrator/educator means a person who administers a facility and also performs the duties of an educator. An early learning and childcare home operator would be considered an administrator/educator.

Early learning and childcare home (ELC Home) means a licensed facility at which services are provided in a home setting for more than four continuous hours per day and three or more days per week to a group of children under subsection 7(4) of the licensing regulation.

Educator means an operator or a staff member of a full-time or part-time early learning and childcare centre who is at least 16 years of age and who works directly with children. This is a permanent position.

Employee means a person who performs work for or supplies services to an employer for wages.

Facility means an early learning and childcare facility at which services are provided.

Fiscal year means the twelve-month financial accounting period used by a business from April 1st, to March 31st.

Full-time early learning and childcare centre (full-time ELC centre) means a licensed facility at which services are provided for more than four continuous hours per day and three or more days per week to a group of children under subsection 7(2) of the licensing regulation.

Infant means a child who is under 2 years of age.

Licensed facility means a facility for which its operator holds a licence or a probationary licence.

Early Learning and Childcare Annual Statistical Report 2022-2023

Part-time early learning and childcare centre (part-time ELC centre): a licensed facility at which services are provided to one of the following groups:

- (a) a group of children under subsection 7(3)(a) for four consecutive hours per day or fewer or for fewer than three days per week, or
- (b) a group of children under subsection 7(3)(b).

Preschool child means a child who is 2 years of age or over and who is not yet attending school.

Primary staff member means (a) an operator, or (b) a person employed in a day care facility that spends seventy-five percent or more of their time at the daycare facility providing day care services directly to children. This is a permanent position.

Recognized Early Childhood Education Training means the completion of early childhood education training through a program or institution recognized by the Department of Education and Early Childhood Development.

Relief worker means a person who is hired on an irregular, casual basis to fill a full time or part-time permanent position of a primary staff member who is unable to work for any reason.

School-age child means a child who is attending school.

Services means related to the care, supervision or development of a child which are provided by a person other than the child's parent or guardian.

Wage means money paid to an employee for work done that is usually figured on an hourly, daily, or piecework basis.