



Air Quality Test Results

DISTRICT SCOLAIRE FRANCOPHONE SUD | 2021

Table of Contents

ÉCOLE BLANCHE-BOURGEOIS.....3
ÉCOLE CALIXTE-F.-SAVOIE6

École Blanche-Bourgeois

May 14, 2021

RE: Carbon Dioxide Air Quality Testing Report for Ecole Blanche-Bourgeois

Indoor air quality (IAQ) testing for carbon dioxide (CO₂) was performed by ALL-TECH Environmental Services Limited in Ecole Blanche-Bourgeois, 29 Chemin Cocagne Cross, Cocagne, NB. A TSI Q-Trak data logging IAQ meter was set up in each test location prior to the start of the teaching day and collected data from 7:30 am to 3:30 pm. The results can be seen in Table 1 along with the attached test graphs in Figures 1-3.

Table 1.0
Carbon Dioxide Test Results
Ecole Blanche-Bourgeois

Test Location	Start Date/Time	Sample Duration	Averaged Test Value (ppm)	Minimum Test Value (ppm)	Maximum Test Value (ppm)
Room 142	April 13, 2021 0730 hrs	8 hrs	991	428	1577
Room 219	April 13, 2021 0730 hrs	8 hrs	1772	440	2964
Room 222	April 13, 2021 0730 hrs	8 hrs	1843	369	3047

Limitations

The findings contained in this report are based upon conditions as they were observed at the time of testing. No assurance is made regarding changes in conditions subsequent to the time of the test period. Since the building is *not mechanically ventilated* a change in occupancy rate, opening /closing of windows and doors may have an impact on air quality freshness.

Figure 1
Room 142

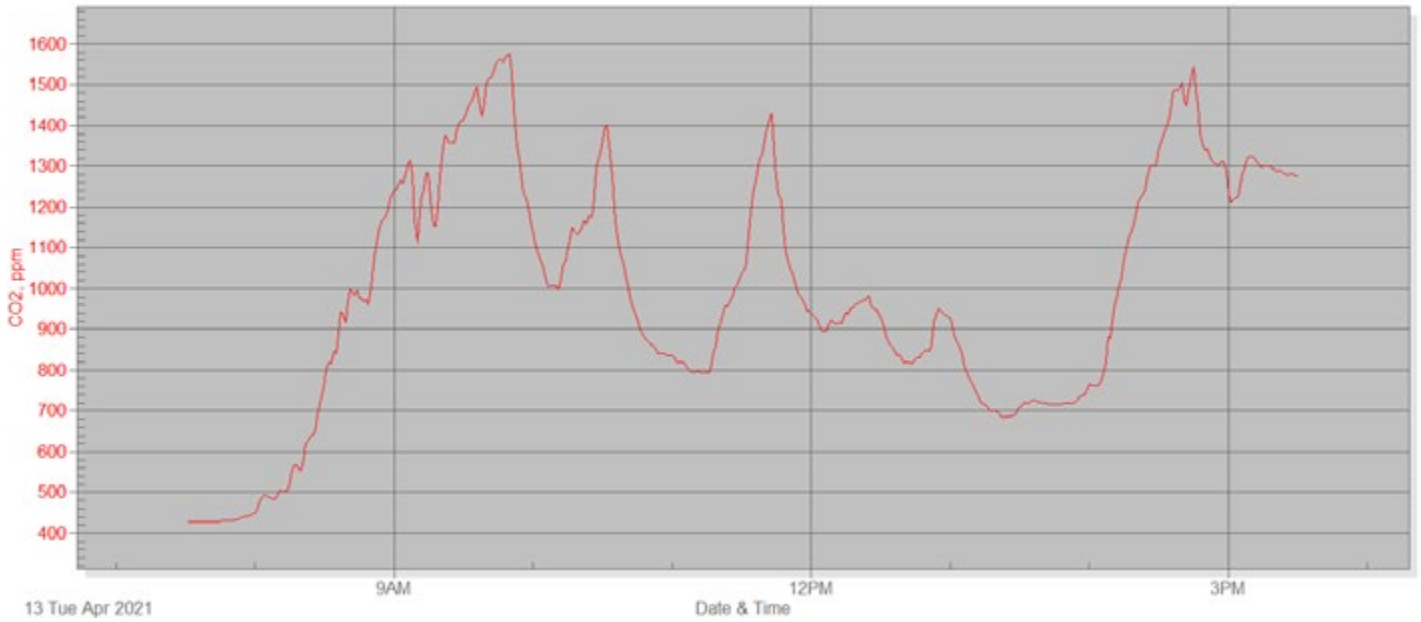


Figure 2
Room 219

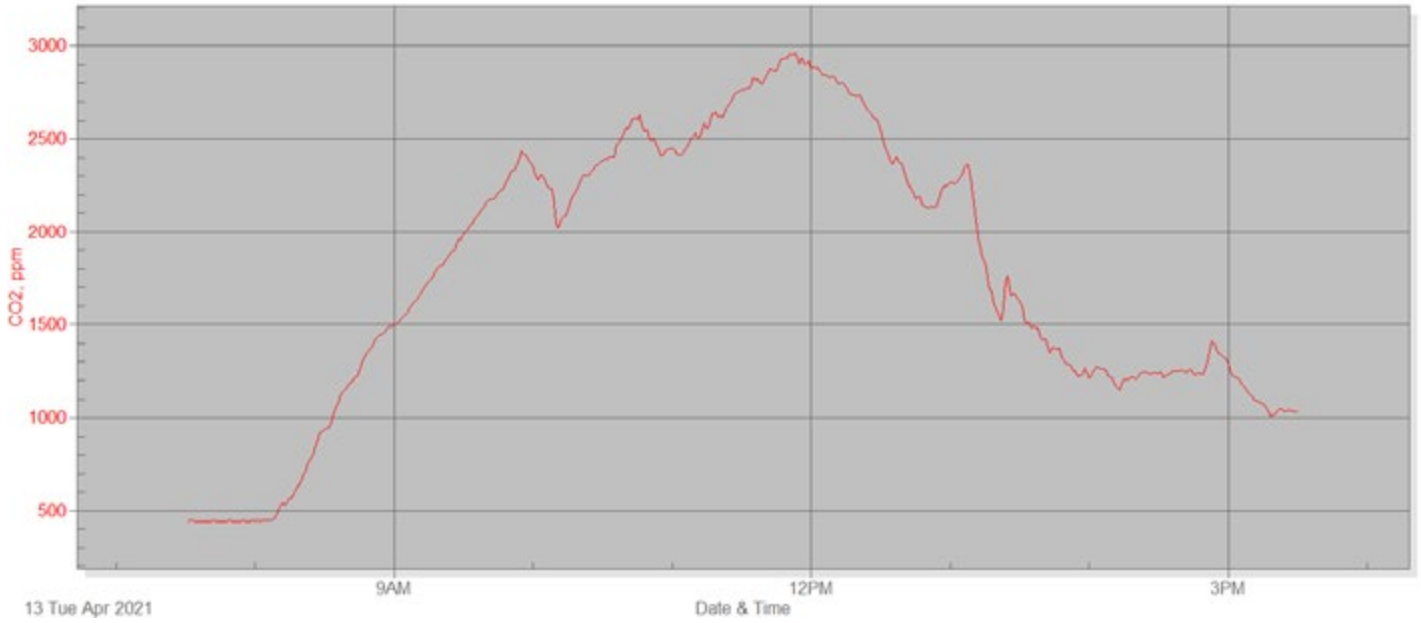
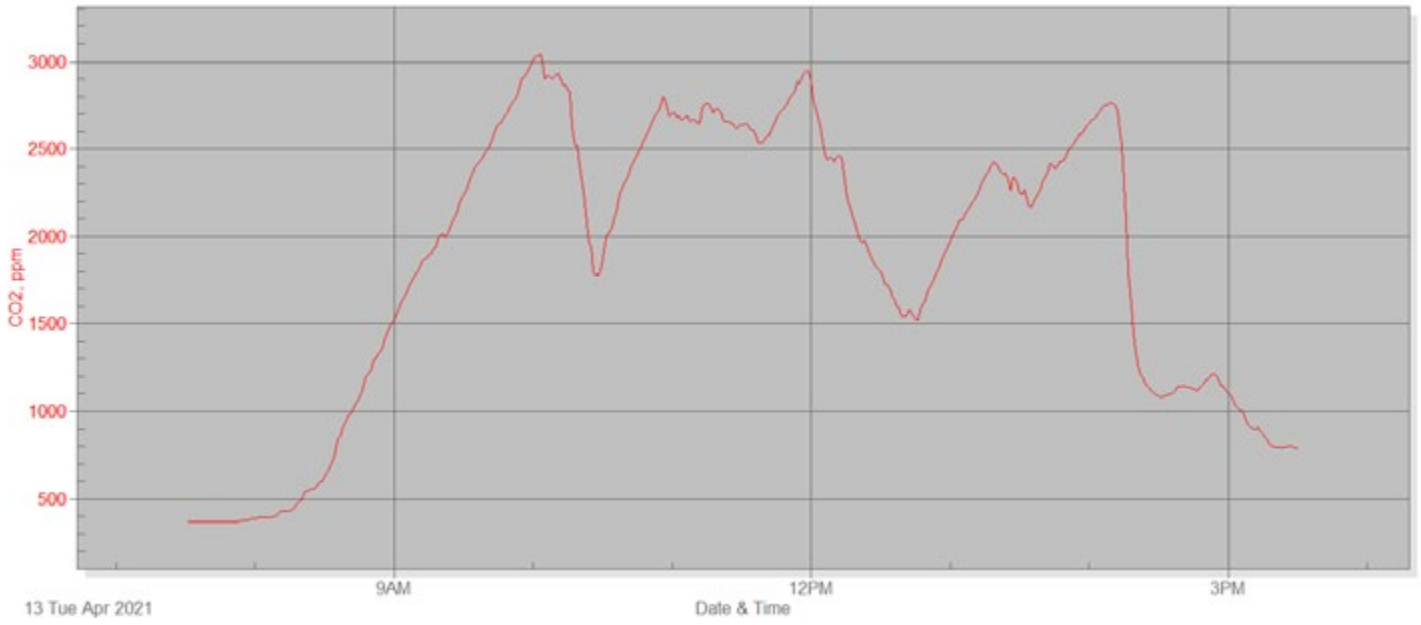


Figure 3
Room 222



May 14, 2021

RE: Carbon Dioxide Air Quality Testing Report for Ecole Calixte-F.-Savoie

Indoor air quality (IAQ) testing for carbon dioxide (CO₂) was performed by ALL-TECH Environmental Services Limited in Ecole Calixte-F.-Savoie, 20 Route 405, Sainte-Anne, NB. A TSI Q-Trak data logging IAQ meter was set up in each test location prior to the start of the teaching day and collected data from 7:30 am to 3:30 pm. The results can be seen in Table 1 along with the attached test graphs in Figures 1-3.

Table 1.0
Carbon Dioxide Test Results
Ecole Calixte-F.-Savoie

Test Location	Start Date/Time	Sample Duration	Averaged Test Value (ppm)	Minimum Test Value (ppm)	Maximum Test Value (ppm)
Room 113	April 13, 2021 0730 hrs	8 hrs	1371	460	2478
Room 115	April 13, 2021 0730 hrs	8 hrs	1068	451	1457
Room 117	April 13, 2021 0730 hrs	8 hrs	1128	448	1606

Limitations

The findings contained in this report are based upon conditions as they were observed at the time of testing. No assurance is made regarding changes in conditions subsequent to the time of the test period. Since the building is *not mechanically ventilated* a change in occupancy rate, opening /closing of windows and doors may have an impact on air quality freshness.

Figure 1
Room 113

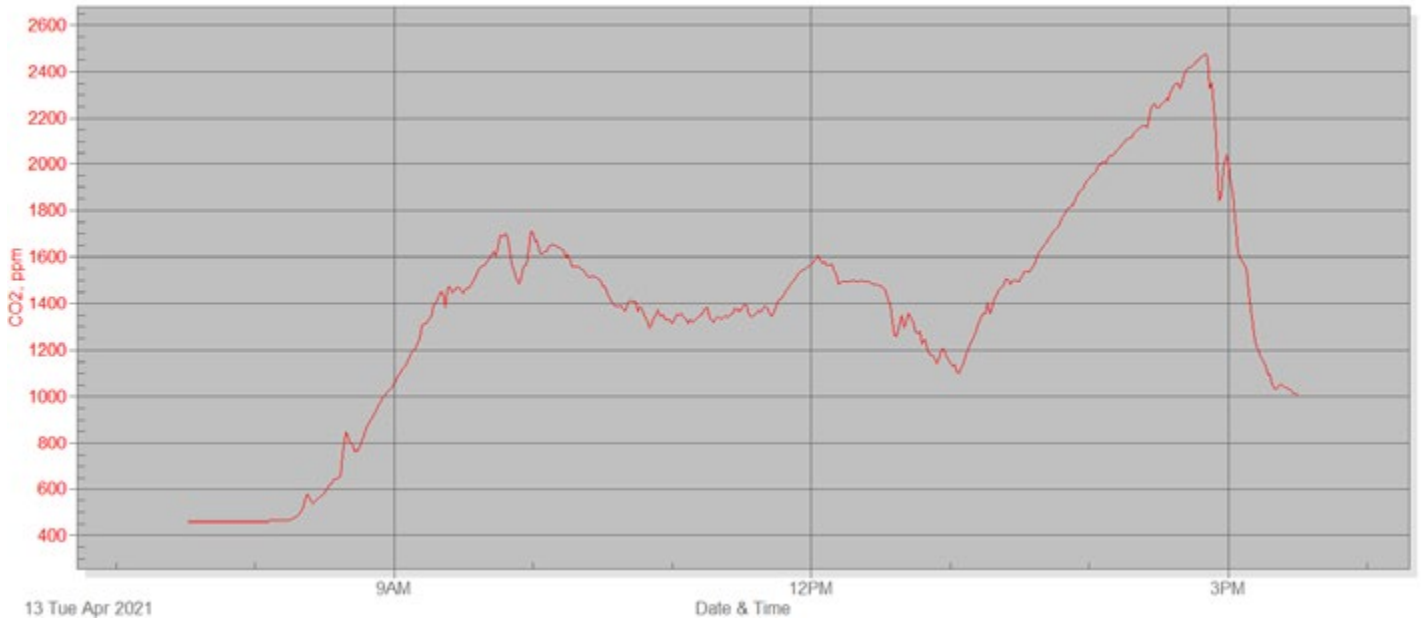


Figure 2
Room 115

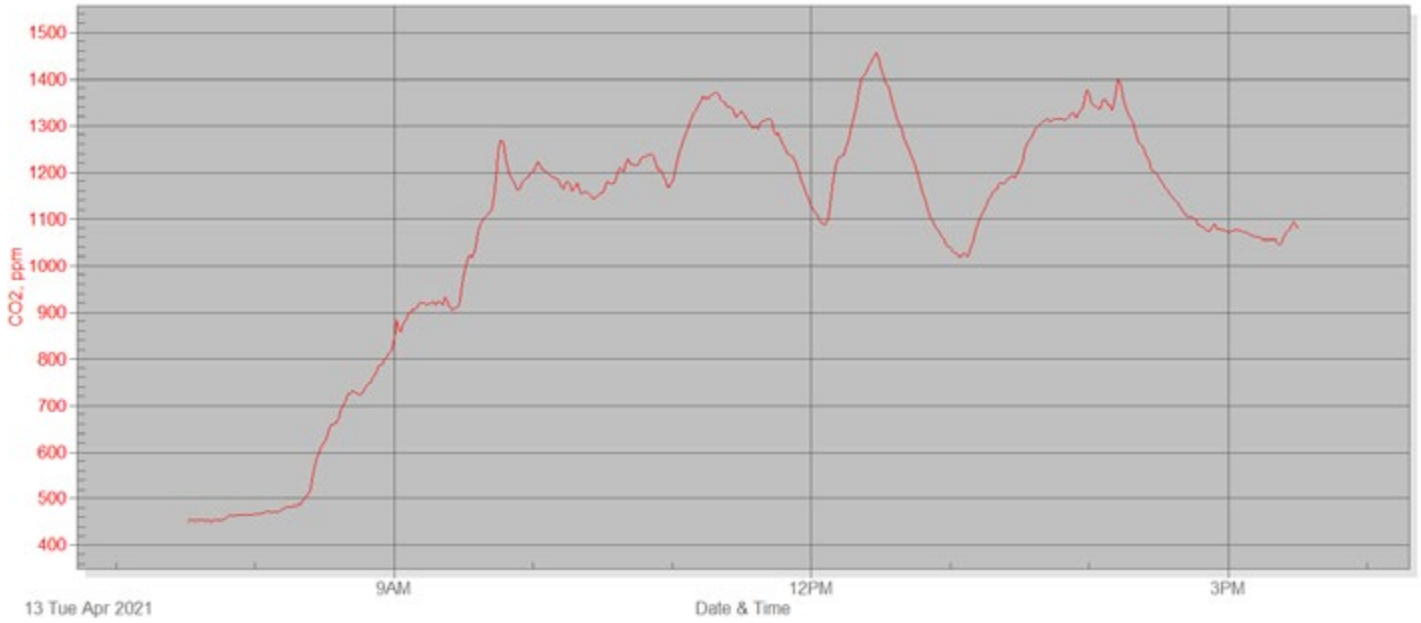


Figure 3
Room 117

