

Provincial Assessment Results 2023-24

Grade 9 English Reading Proficiency

Background

In January, the 2023-24 *English Language Proficiency Assessment (ELPA)* was administered to Grade 9 students to assess reading comprehension skills based on end of *Grade 8 Provincial Reading Achievement Standards*. Successful completion of the *ELPA* is a graduation requirement unless an exemption is granted. Students who are unsuccessful in Grade 9 have opportunities to re-write the *ELPA* in Grade 11, after intervention, and again in Grade 12, if necessary. The *Writing and Representing* and *Speaking and Listening* strands of the curriculum are only assessed at the classroom level.

In keeping with the Department's assessment protocols, test items were developed by groups of New Brunswick educators, including Grade 9 classroom teachers and experienced subject area experts. Assessment items were then field-tested and verified through a provincial pilot.

The 2023-24 *ELPA* was administered using an online platform. Prior to the actual administration, students were given the opportunity to familiarize themselves with the online platform by completing a practice assessment as often as they wished.


Warranted accommodations are provided to include as many students as possible in the provincial assessment program. In certain circumstances, it is necessary and fitting for students to be exempted from participation. This is the case when the testing format is not suitable for a student to demonstrate their learning, even with accommodations. For further information, please consult the [Provincial Assessment Program: Protocols for Accommodations and Exemptions](#).

Results of statistical analysis indicate that test reliability is comparable to last year.

Note: School results can be obtained from your school and will be added to the *Reports on Achievement* site in the fall when results for all 2023-24 assessments are published.

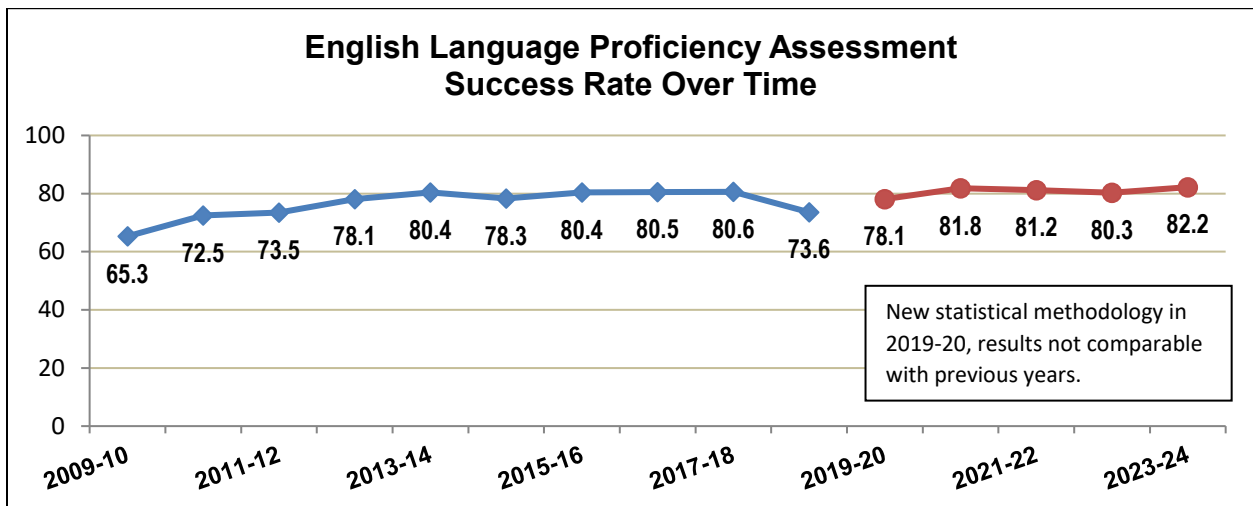
Achievement Results

Of the 5636 Grade 9 students who wrote, 82.2% were successful. As illustrated in the graph below, 17.8% of students were not successful, 64.3% attained *Appropriate Achievement* and 17.9% attained *Strong Achievement*. Calculation of the results excludes students who are exempted from the assessment and those who are absent during the assessment administration period.

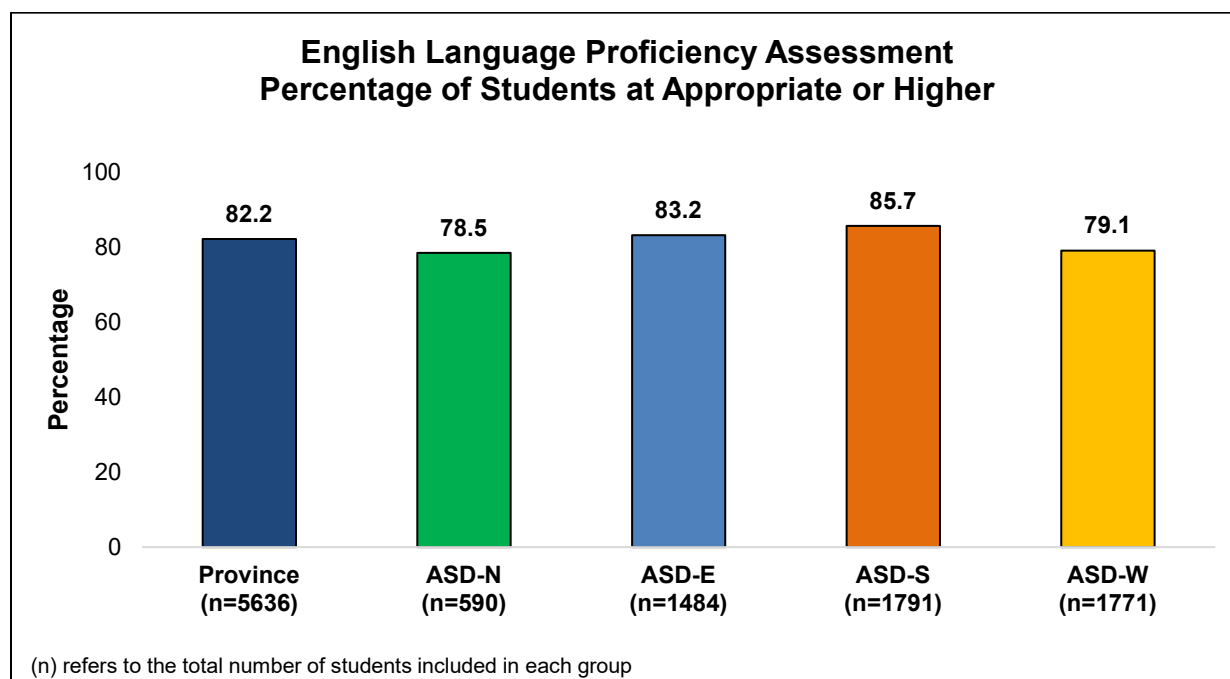


The following graph includes historical results and the new baseline established in 2019-20 when statistical analysis using Classical Test Theory was replaced with Item Response Theory. The switch permits greater precision in the equating of assessments between years. The change in methodology means that results from 2019-20 onward are not comparable to previous *ELPA* results.

The increase in performance of the 2023-24 vs. the 2022-23 the cohort is statistically different.




The graph below indicates the success rates for the province and for each school district.



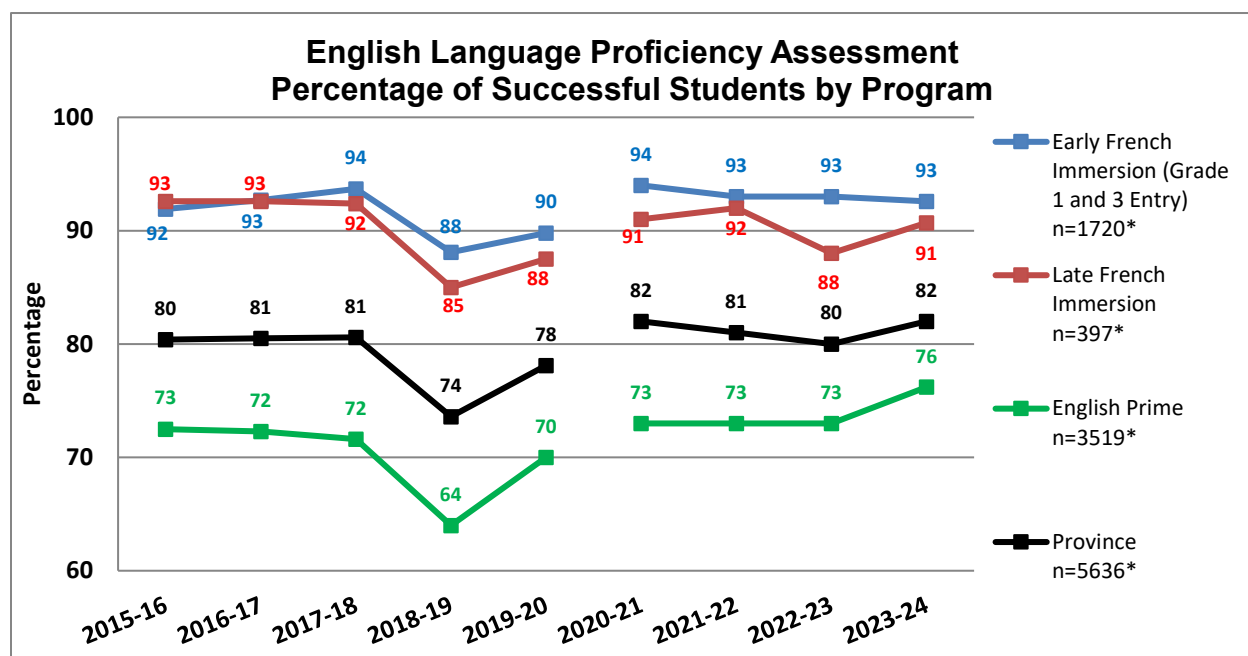
Exemption rates for the *ELPA* are displayed in the table below. The provincial exemption rate remains stable. Historically, the exemption rate for this assessment has been approximately 4%.

District	Number of Grade 9 Students	Number of Students Exempt	Percent Exempt
Province	5636	237	3.7
ASD-North	590	23	3.4
ASD-East	1484	55	3.3
ASD-South	1791	79	3.9
ASD West	1771	80	4.0

The following graph illustrates achievement levels by gender. Gender designations for this analysis were retrieved from administrative data contained in the provincial Student Information System. Combining *Appropriate* and *Strong* achievement levels, the success rate was 85.1% for female students, 79.3% for male, and 86.8% for non-binary students. Although there are few students in the latter group (61), results are included to provide a complete provincial picture and a baseline for anticipated increases in the number of students identifying themselves in this group over time.




The graph below indicates success rates by language program. Performance remained stable within all programs with the exception of Post-Intensive French which showed a statistically significant increase since last year.



*Note: results prior to 2019-20 are not comparable with current results.

The assessment includes two text types, literary and informational, and three question types, literal, inferential, and evaluative. Overall, student success was the same for both text types, and they performed best when responding to inferential questions.



Description of the *Appropriate Achievement Level* for the *Reading Achievement Standards, End of Grade 8*

Text Type

Literary Texts

- Continuous Prose: short stories, myths, legends, drama, etc.
- Non-continuous Prose and Poetry: poems, song lyrics, comics, excerpts from graphic novels, etc.

Information Texts

- Continuous Information Text: articles, descriptive reports, short biographies, etc.
- Non-continuous Information Text: charts, graphs, maps, recipes, schedules, advertisements, graphic hybrid texts, etc.

Question Type

Literal Response

- Respond accurately to most literal questions; skim large amount of text in search of information, locate literal information from a variety of texts
- Identify key story elements (setting, characters, events, problem/resolution, theme/lesson) of a narrative text; explain how events are related to the theme
- Distinguish between main ideas and supporting details; concisely summarize key information

Inferential/Interpretive Response

- Make logical inferences about multiple complex characters (motivations, traits, feelings, or personality), and story events; describe relationships among characters and effect on the plot or overall theme
- Interpret relationships among ideas to draw conclusions (e.g., plot, sequence, cause/effect, problem/solution) or make comparisons
- Use context clues and prior knowledge to explain the meaning of new vocabulary/technical terms; interpret subtle shades of meaning, and figurative and descriptive language; interpret symbols (objects, events, motifs) used by the author to convey meaning
- Interpret/use text features to understand the text (headings and subheadings, cutaways, legends, diagrams, maps, graphs, glossaries, captions, charts, feature boxes, sidebars); make general inferences using this information

Personal/Critical/Evaluative Response

- Make personal connections: compare/contrast with relevant prior knowledge and make logical text-to-text, text-to-world comparisons; connect characters within and across texts/genres by circumstances, traits, or actions
- Explain how the different elements of an author's style/techniques (e.g., dialect, descriptions, figurative language, flashbacks, foreshadowing, symbolism) create meaning and reaction
- Respond critically to texts: recognize language used to manipulate, persuade, or control; detect prejudice, stereotyping and bias
- Evaluate purpose, structure, and characteristics of a variety of text forms (e.g., short story, ballad, report, explanation, persuasive, autobiography, science fiction, fantasy)