



Report on Student Outcomes and School Climate

ASD-W Elementary (4-5) Fall 2017

McAdam Avenue School Highlights

Your version of the **OurSCHOOL** student survey measures 21 indicators based on the most recent research on school and classroom effectiveness. This report provides highlights based on data from 21 students in this school that participated in the survey between 28 Nov. 2017 and 29 Nov. 2017. The number of students by grade level is:

- grade 4: 9
- grade 5: 12

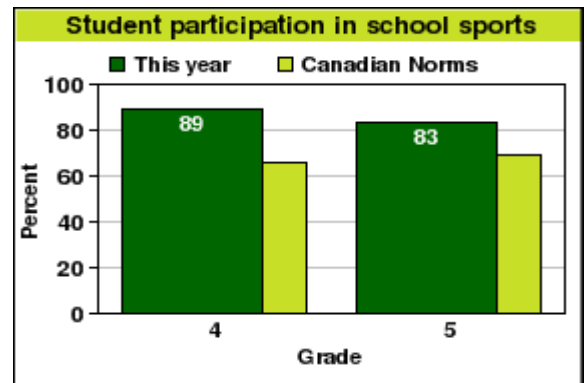
The bar charts show the results by grade for grades with at least 5 students. These are compared with Canadian norms, which are based on last year's results for all students using the OurSCHOOL survey at the grade levels found in this school. For details on the survey see www.thelearningbar.com.

Social-Emotional Outcomes

Student participation in school sports

Students who play sports with an instructor at school, other than in a gym class.

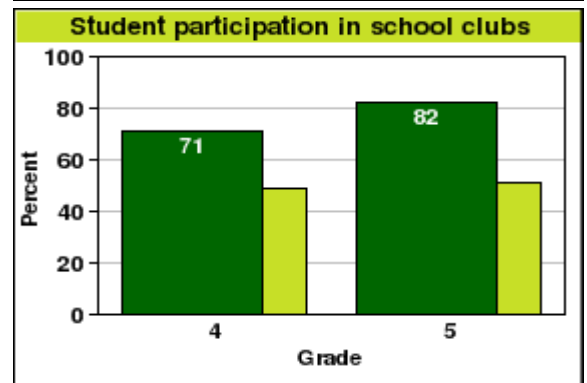
- 86% of students in this school had a high rate of participation in sports; the Canadian norm for these grades is 67%.
- 80% of the girls and 91% of the boys in this school had a high rate of participation in sports. The Canadian norm for girls is 65% and for boys is 69%.



Student participation in school clubs

Students who take part in art, drama, or music groups; school clubs; or a school committee.

- 78% of students in this school had a high rate of participation in clubs; the Canadian norm for these grades is 50%.
- 100% of the girls and 60% of the boys in this school had a high rate of participation in clubs. The Canadian norm for girls is 57% and for boys is 43%.



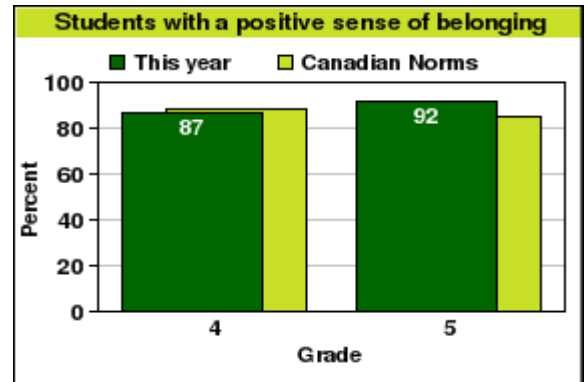


Social-Emotional Outcomes

Students with a positive sense of belonging

Students who feel accepted and valued by their peers and by others at their school.

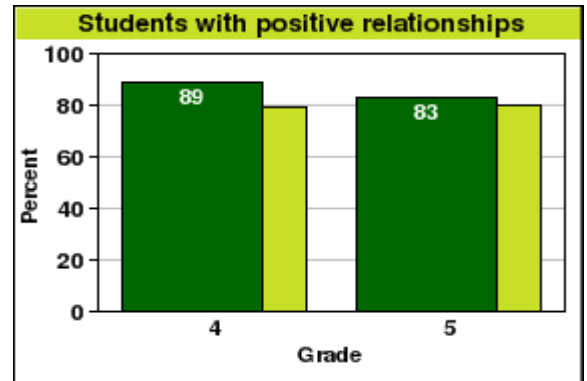
- 90% of students in this school had a high sense of belonging; the Canadian norm for these grades is 86%.
- 100% of the girls and 82% of the boys in this school had a high sense of belonging. The Canadian norm for girls is 87% and for boys is 85%.



Students with positive relationships

Students who have friends at school they can trust and who encourage them to make positive choices.

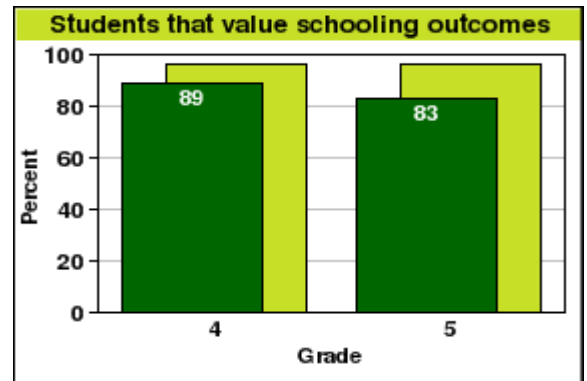
- In this school, 86% of students had positive relationships; the Canadian norm for these grades is 80%.
- 90% of the girls and 82% of the boys in this school had positive relationships. The Canadian norm for girls is 83% and for boys is 77%.



Students that value schooling outcomes

Students who believe that education will benefit them personally and economically, and will have a strong bearing on their future.

- 86% of students in this school valued school outcomes; the Canadian norm for these grades is 96%.
- 100% of the girls and 73% of the boys in this school valued school outcomes. The Canadian norm for girls is 97% and for boys is 95%.



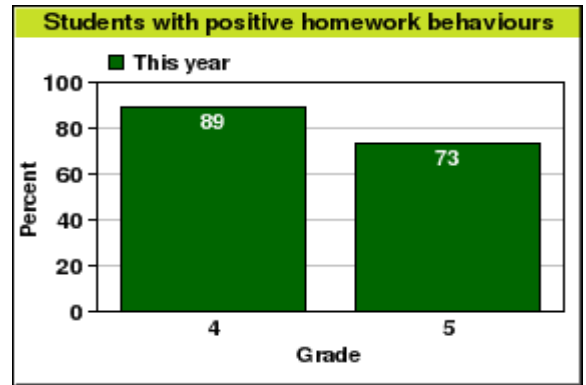


Social-Emotional Outcomes

Students with positive homework behaviours

Students who do homework for their classes with a positive attitude and in a timely manner.

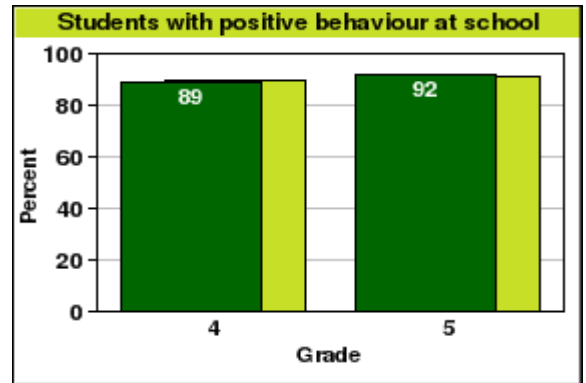
- In this school, 80% of students had positive homework behaviours.
- 100% of the girls and 60% of the boys in this school had positive homework behaviours.



Students with positive behaviour at school

Students that do not get in trouble at school for disruptive or inappropriate behaviour.

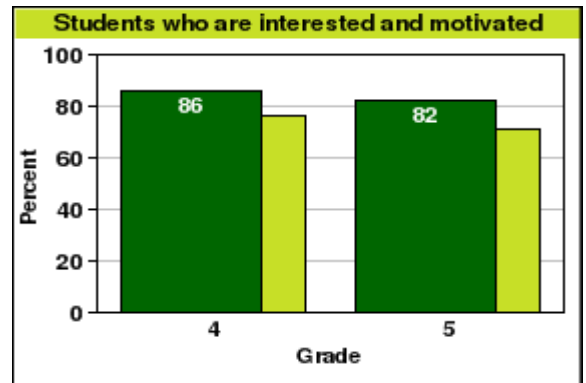
- In this school, 90% of students had positive behaviour; the Canadian norm for these grades is 91%.
- 100% of the girls and 82% of the boys in this school with positive student behaviour at school. The Canadian norm for girls is 95% and for boys is 86%.



Students who are interested and motivated

Students who are interested and motivated in their learning.

- 83% of students in this school were interested and motivated; the Canadian norm for these grades is 74%.
- 100% of the girls and 70% of the boys in this school were interested and motivated. The Canadian norm for girls is 77% and for boys is 71%.





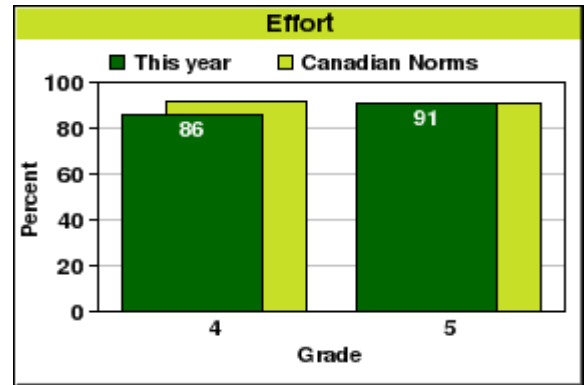
Report on Student Outcomes and School Climate
ASD-W Elementary (4-5) Fall 2017
McAdam Avenue School Highlights

Social-Emotional Outcomes

Effort

Students who try hard to succeed in their learning.

- 89% of students in this school tried hard to succeed; the Canadian norm for these grades is 92%.
- 100% of the girls and 80% of the boys in this school tried hard to succeed. The Canadian norm for girls is 94% and for boys is 90%.





DRIVERS of Student Outcomes

Effective Learning Time

Important concepts are taught well, class time is used efficiently, and homework and evaluations support course objectives.

- In this school, students rated effective classroom learning time 8.6 out of 10; the Canadian norm for these grades is 8.2.

Relevance

Students who find classroom instruction relevant to their everyday lives.

- In this school, students rated relevance 8.1 out of 10; the Canadian norm for these grades is 8.

Rigor

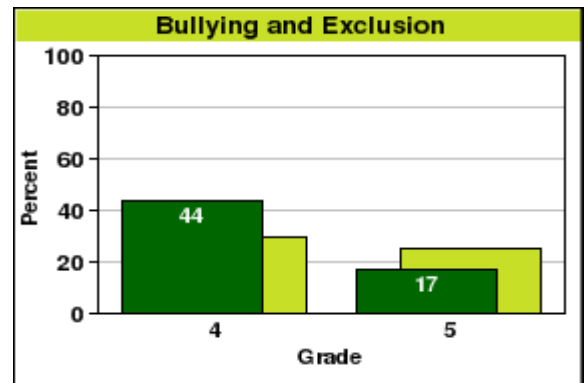
Students who find the classroom instruction is well-organized, with a clear purpose, and with immediate and appropriate feedback that helps them learn.

- In this school, students rated rigor 8.4 out of 10; the Canadian norm for these grades is 8.

Bullying and Exclusion

Students who are subjected to physical, social, or verbal bullying, or are bullied over the internet.

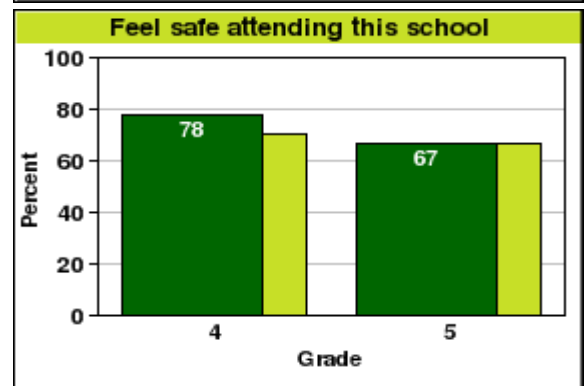
- 29% of students in this school were victims of moderate to severe bullying in the previous month; the Canadian norm for these grades is 28%.
- 20% of the girls and 36% of the boys in this school were victims of moderate to severe bullying in the previous month. The Canadian norm for girls is 28% and for boys is 28%.



Feel safe attending this school

Students who feel safe at school as well as going to and from school.

- 71% of students felt safe attending the school; the Canadian norm for these grades is 69%.
- 80% of the girls and 64% of the boys felt safe attending the school. The Canadian norm for girls is 68% and for boys is 70%.



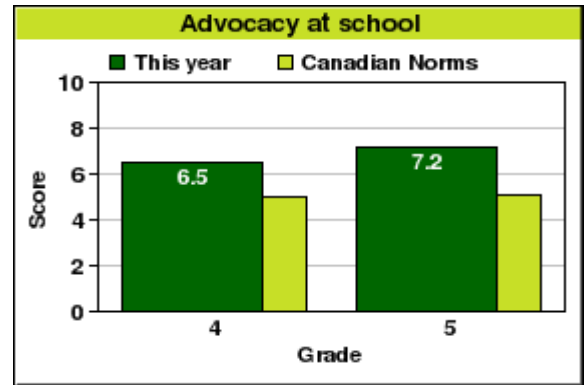


DRIVERS of Student Outcomes

Advocacy at school

Students who feel they have someone at school who consistently provides encouragement and can be turned to for advice.

- In this school, students rated advocacy at school 6.9 out of 10; the Canadian norm for these grades is 5.1.
- In this school, advocacy at school was rated 6.7 out of 10 by girls and 7.2 out of 10 by boys. The Canadian norm for girls is 5.1 and for boys is 5.1.



Positive teacher-student relations

Students who feel teachers are responsive to their needs, and encourage independence with a democratic approach.

- In this school, positive teacher-student relations were rated 9.1 out of 10; the Canadian norm for these grades is 8.1.

Positive learning climate

There are clear rules and expectations for classroom behaviour. Students understand these and teachers maintain high expectations that they be followed.

- In this school, students rated disciplinary climate of the classroom 7.8 out of 10; the Canadian norm for these grades is 7.6.

Expectations for success

The school staff emphasizes academic skills and hold high expectations for all students to succeed.

- In this school, students rated teachers' expectations for academic success 9.3 out of 10; the Canadian norm for these grades is 8.8.

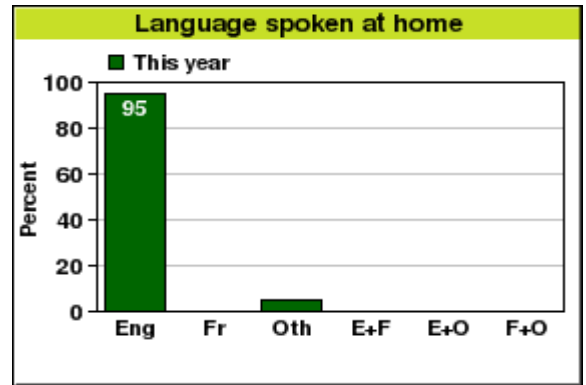


Demographic Factors

Language spoken at home

Students are asked to indicate the language they speak most often at home.

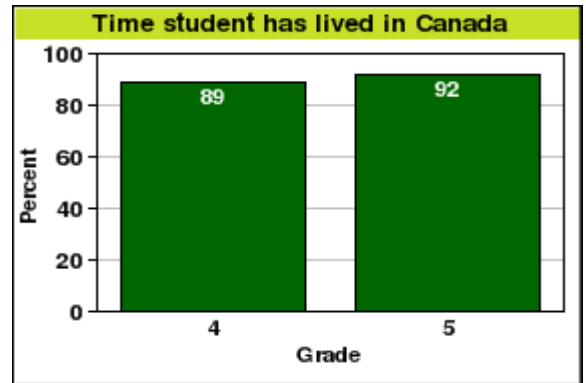
- 95% of students in this school speak English at home.
- 0% of students in this school speak French at home.
- 5% of students in this school speak other languages at home.
- 0% of students in this school speak English and French at home.
- 0% of students in this school speak English and another languages at home.
- 0% of students in this school speak French and another languages at home.



Time student has lived in Canada

Students who were born in Canada.

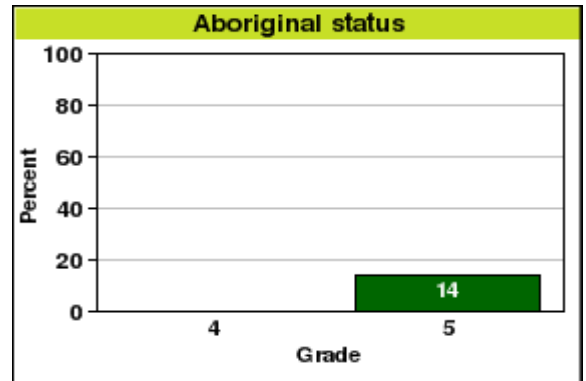
- 90% of students in this school were born in Canada.
- 90% of the girls and 91% of the boys in this school were born in Canada.



Aboriginal status

Students who are of Aboriginal origin, that is, First Nations, Métis, or Inuk.

- 7% of students in this school are of Aboriginal origin.
- 0% of the girls and 12% of the boys in this school are of Aboriginal origin.





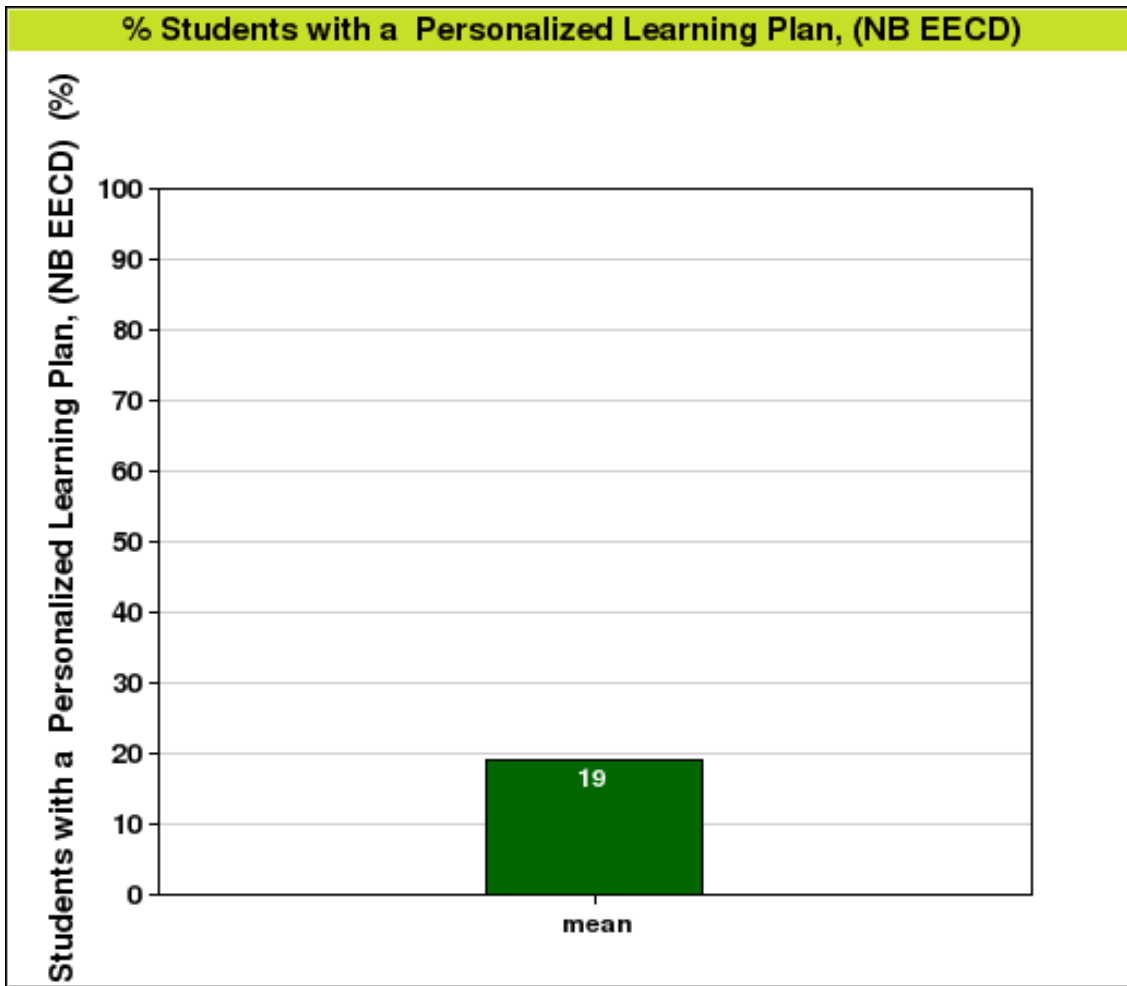
Report on Student Outcomes and School Climate ASD-W Elementary (4-5) Fall 2017 McAdam Avenue School Highlights

Custom Measure

% Students with a Personalized Learning Plan, (NB EECD)

Personalized Learning Plan, Yes/No - NB EECD Custom Question

Percentage of students that answer 'Yes' to the question: "I have a Personalized Learning Plan:"





Report on Student Outcomes and School Climate

ASD-W Elementary (4-5) Fall 2017

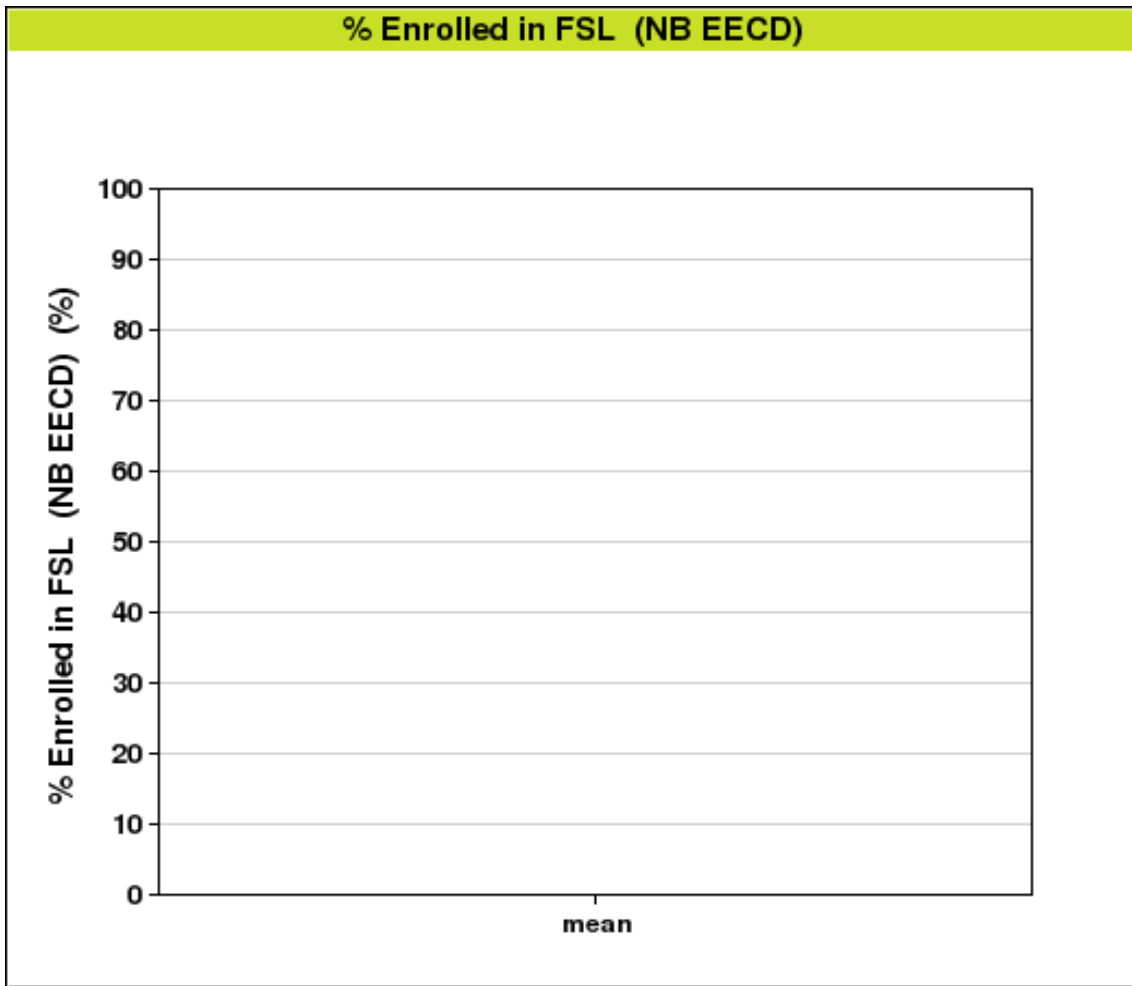
McAdam Avenue School Highlights

Custom Measure

% Enrolled in FSL (NB EECD)

Enrolled in FSL - NB EECD Custom Question

The percentage of students that indicated they were enrolled in French Immersion.

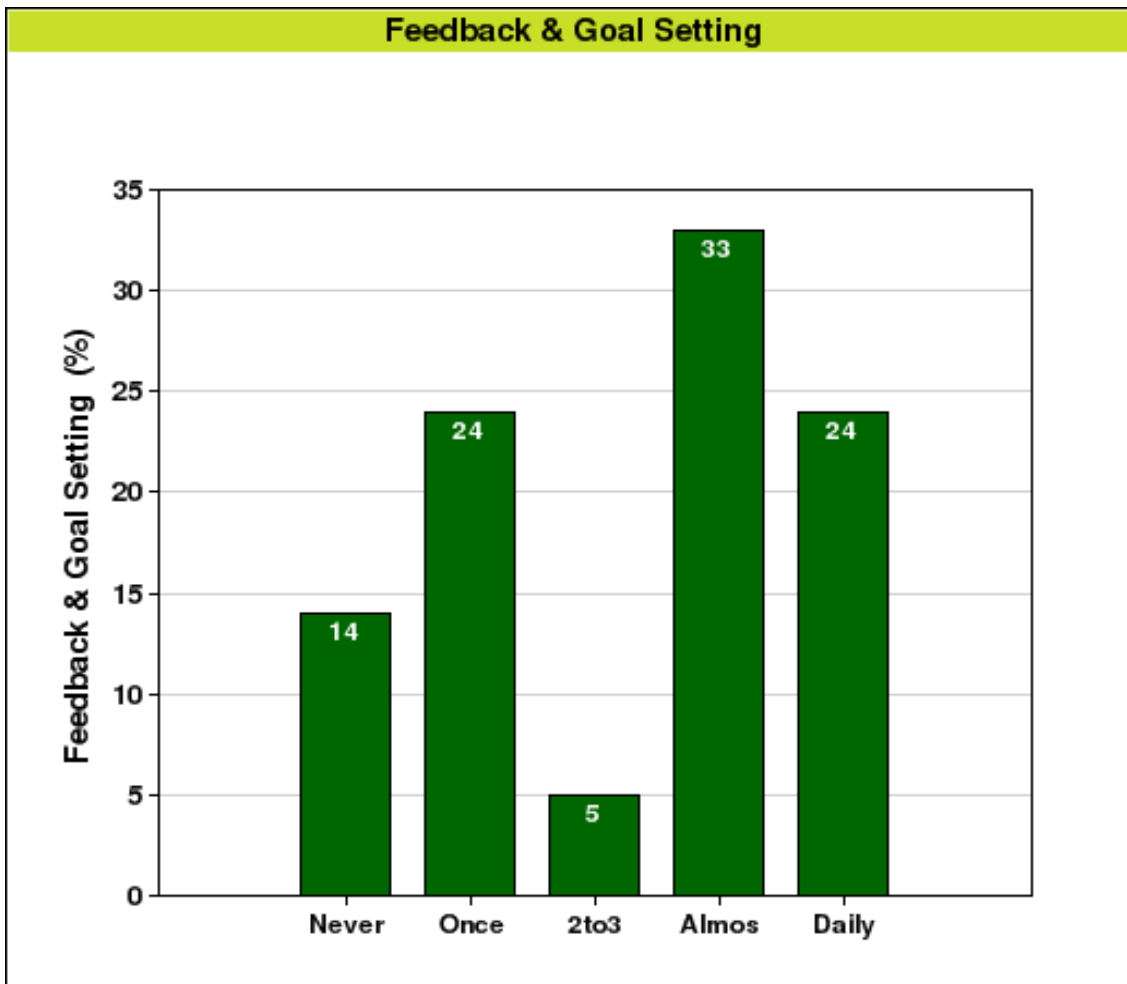




Multiple Choice Question

Students were asked: "My Teacher gives me feedback and helps me set goals for my learning."

- Never or Hardly Ever (Never)
- About Once a Week (Once)
- About 2-3 Times a Week (2to3)
- Almost Every Day (Almos)
- Every Day (Daily)

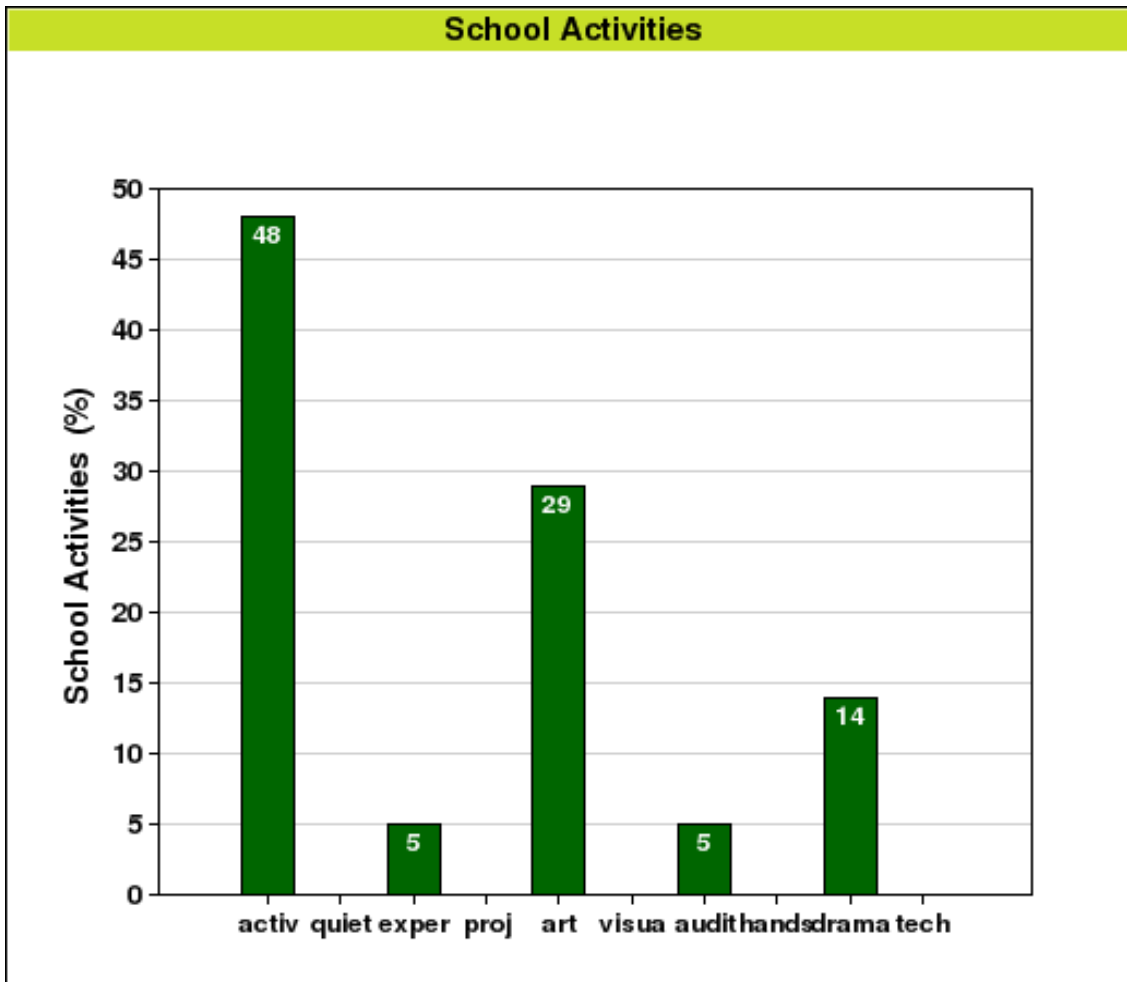




Multiple Choice Question

Students were asked: "What activities do you like to do at school?"

- active times like gym, intramurals, games in the classroom (activ)
- quiet work like reading to self, writing, etc (quiet)
- experiments (exper)
- project based learning; like make a book, build a volcano (proj)
- art activities like make a mural, a craft, drawing, etc. (art)
- watching and learning on smartboard (visua)
- listening and learning (audit)
- doing with your hands and learning (hands)
- drama, roleplays, skits, and music (drama)
- use of technology to learn (ipad, netbook, etc.) (tech)





**Report on Student Outcomes and School Climate
ASD-W Elementary (4-5) Fall 2017
McAdam Avenue School Highlights**

Multiple Choice Question

Students were asked: "Who makes you excited about school?"

- the teachers and staff at the school (staff)
- my teacher (teach)
- my friends (frien)
- my parents/family (fam)
- no one (no)

