



Report on Student Outcomes and School Climate ASD-S Elementary (4-5) Fall 2017

OurSCHOOL Fairvale Elementary School Highlights

Your version of the **OurSCHOOL** student survey measures 20 indicators based on the most recent research on school and classroom effectiveness. This report provides highlights based on data from 145 students in this school that participated in the survey between 6 Dec. 2017 and 13 Dec. 2017. The number of students by grade level is:

grade 4: 72

grade 5: 73

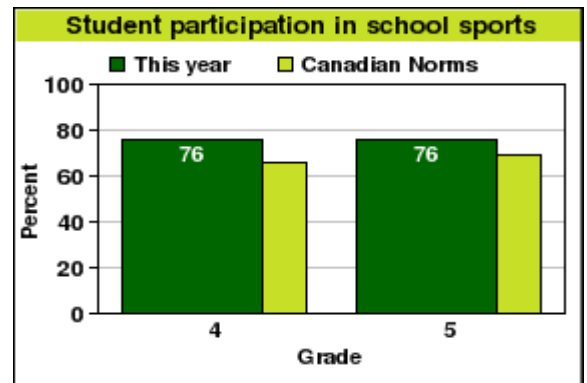
The bar charts show the results by grade for grades with at least 5 students. These are compared with Canadian norms, which are based on last year's results for all students using the OurSCHOOL survey at the grade levels found in this school. For details on the survey see www.thelearningbar.com.

Social-Emotional Outcomes

Student participation in school sports

Students who play sports with an instructor at school, other than in a gym class.

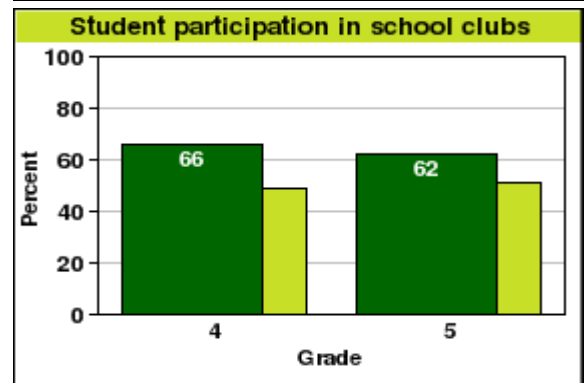
- 76% of students in this school had a high rate of participation in sports; the Canadian norm for these grades is 67%.
- 70% of the girls and 82% of the boys in this school had a high rate of participation in sports. The Canadian norm for girls is 65% and for boys is 69%.



Student participation in school clubs

Students who take part in art, drama, or music groups; school clubs; or a school committee.

- 64% of students in this school had a high rate of participation in clubs; the Canadian norm for these grades is 50%.
- 69% of the girls and 58% of the boys in this school had a high rate of participation in clubs. The Canadian norm for girls is 57% and for boys is 43%.



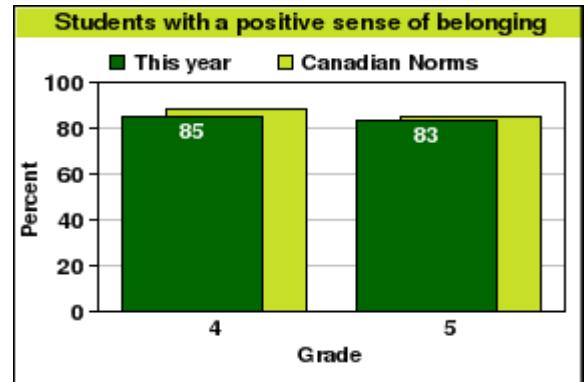


Social-Emotional Outcomes

Students with a positive sense of belonging

Students who feel accepted and valued by their peers and by others at their school.

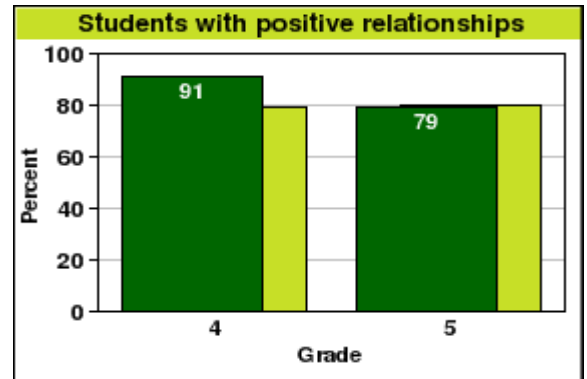
- 84% of students in this school had a high sense of belonging; the Canadian norm for these grades is 86%.
- 77% of the girls and 91% of the boys in this school had a high sense of belonging. The Canadian norm for girls is 87% and for boys is 85%.



Students with positive relationships

Students who have friends at school they can trust and who encourage them to make positive choices.

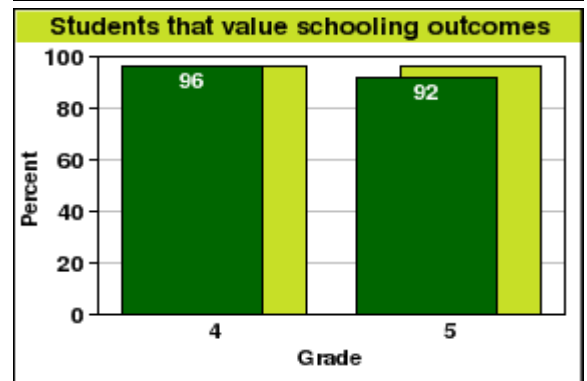
- In this school, 85% of students had positive relationships; the Canadian norm for these grades is 80%.
- 85% of the girls and 85% of the boys in this school had positive relationships. The Canadian norm for girls is 83% and for boys is 77%.



Students that value schooling outcomes

Students who believe that education will benefit them personally and economically, and will have a strong bearing on their future.

- 94% of students in this school valued school outcomes; the Canadian norm for these grades is 96%.
- 97% of the girls and 90% of the boys in this school valued school outcomes. The Canadian norm for girls is 97% and for boys is 95%.



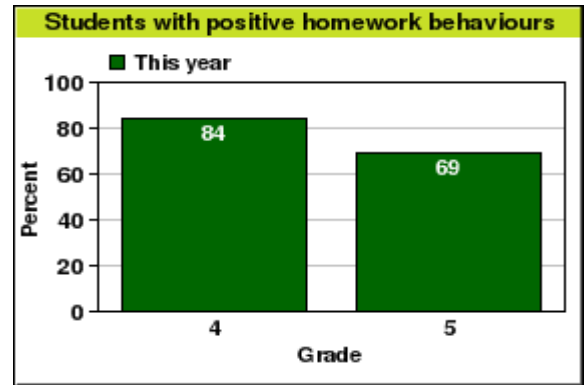


Social-Emotional Outcomes

Students with positive homework behaviours

Students who do homework for their classes with a positive attitude and in a timely manner.

- In this school, 76% of students had positive homework behaviours.
- 80% of the girls and 73% of the boys in this school had positive homework behaviours.



Students with positive behaviour at school

Students that do not get in trouble at school for disruptive or inappropriate behaviour.

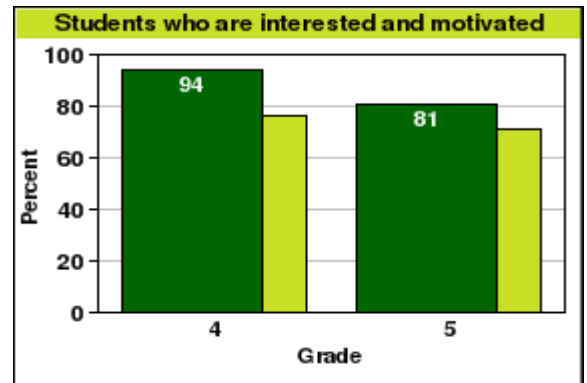
- In this school, 95% of students had positive behaviour; the Canadian norm for these grades is 91%.
- 97% of the girls and 93% of the boys in this school with positive student behaviour at school. The Canadian norm for girls is 95% and for boys is 86%.



Students who are interested and motivated

Students who are interested and motivated in their learning.

- 87% of students in this school were interested and motivated; the Canadian norm for these grades is 74%.
- 87% of the girls and 87% of the boys in this school were interested and motivated. The Canadian norm for girls is 77% and for boys is 71%.





Report on Student Outcomes and School Climate ASD-S Elementary (4-5) Fall 2017

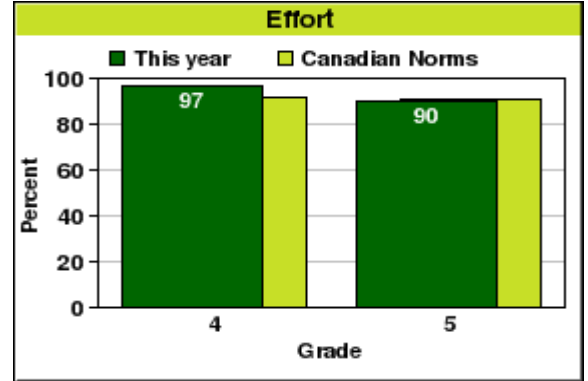
OurSCHOOL Fairvale Elementary School Highlights

Social-Emotional Outcomes

Effort

Students who try hard to succeed in their learning.

- 94% of students in this school tried hard to succeed; the Canadian norm for these grades is 92%.
- 97% of the girls and 90% of the boys in this school tried hard to succeed. The Canadian norm for girls is 94% and for boys is 90%.



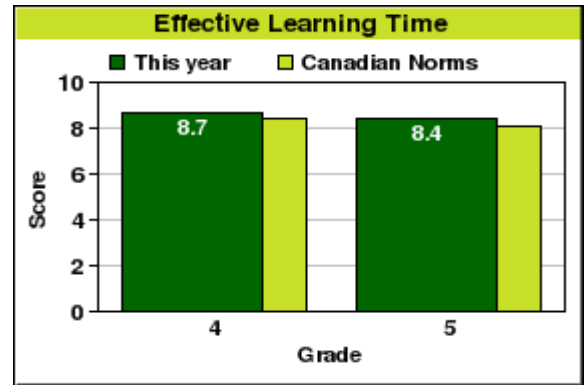


DRIVERS of Student Outcomes

Effective Learning Time

Important concepts are taught well, class time is used efficiently, and homework and evaluations support course objectives.

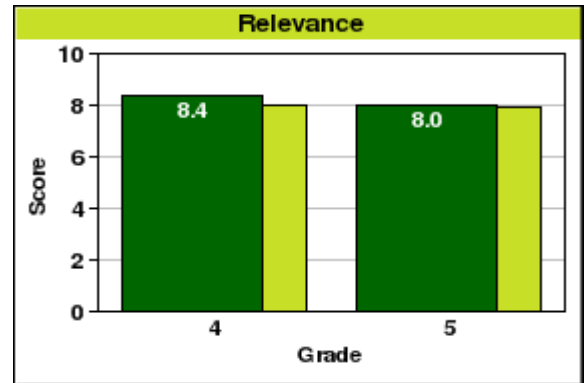
- In this school, students rated effective classroom learning time 8.6 out of 10; the Canadian norm for these grades is 8.2.
- In this school, effective classroom learning time was rated 8.6 out of 10 by girls and 8.5 out of 10 by boys. The Canadian norm for girls is 8.3 and for boys is 8.2.



Relevance

Students who find classroom instruction relevant to their everyday lives.

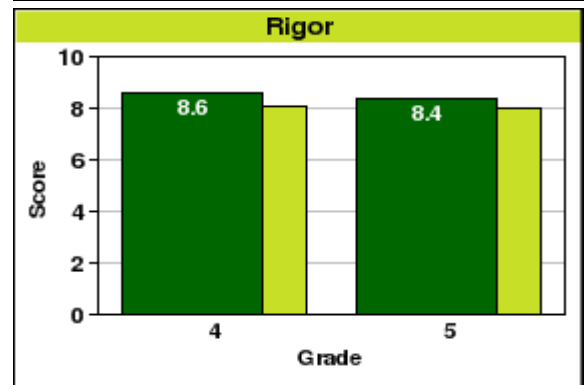
- In this school, students rated relevance 8.2 out of 10; the Canadian norm for these grades is 8.
- In this school, relevance was rated 8.3 out of 10 by girls and 8.1 out of 10 by boys. The Canadian norm for girls is 8.1 and for boys is 7.9.



Rigor

Students who find the classroom instruction is well-organized, with a clear purpose, and with immediate and appropriate feedback that helps them learn.

- In this school, students rated rigor 8.5 out of 10; the Canadian norm for these grades is 8.
- In this school, rigor was rated 8.7 out of 10 by girls and 8.3 out of 10 by boys. The Canadian norm for girls is 8.1 and for boys is 8.



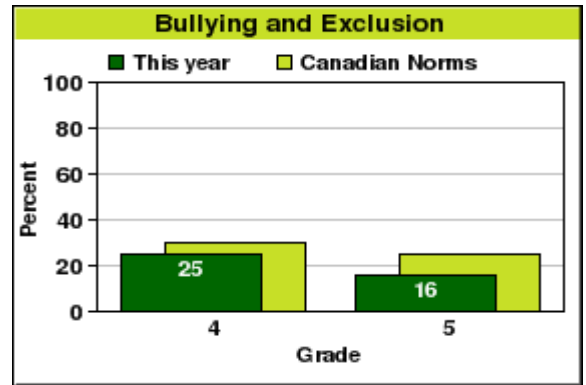


DRIVERS of Student Outcomes

Bullying and Exclusion

Students who are subjected to physical, social, or verbal bullying, or are bullied over the internet.

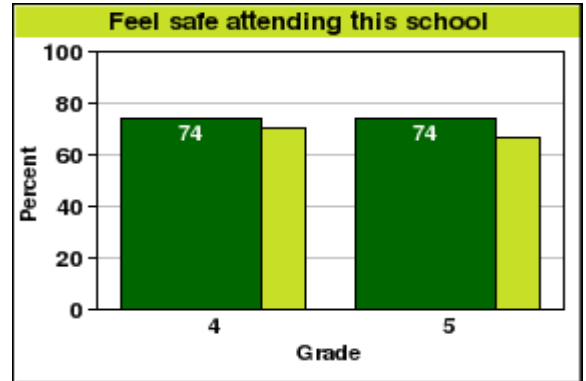
- 21% of students in this school were victims of moderate to severe bullying in the previous month; the Canadian norm for these grades is 28%.
- 18% of the girls and 24% of the boys in this school were victims of moderate to severe bullying in the previous month. The Canadian norm for girls is 28% and for boys is 28%.



Feel safe attending this school

Students who feel safe at school as well as going to and from school.

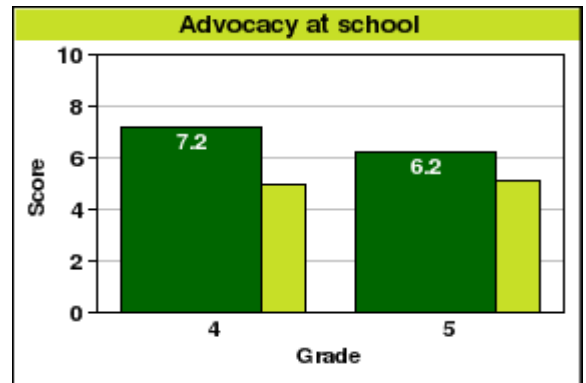
- 74% of students felt safe attending the school; the Canadian norm for these grades is 69%.
- 78% of the girls and 69% of the boys felt safe attending the school. The Canadian norm for girls is 68% and for boys is 70%.



Advocacy at school

Students who feel they have someone at school who consistently provides encouragement and can be turned to for advice.

- In this school, students rated advocacy at school 6.7 out of 10; the Canadian norm for these grades is 5.1.
- In this school, advocacy at school was rated 6.8 out of 10 by girls and 6.7 out of 10 by boys. The Canadian norm for girls is 5.1 and for boys is 5.1.



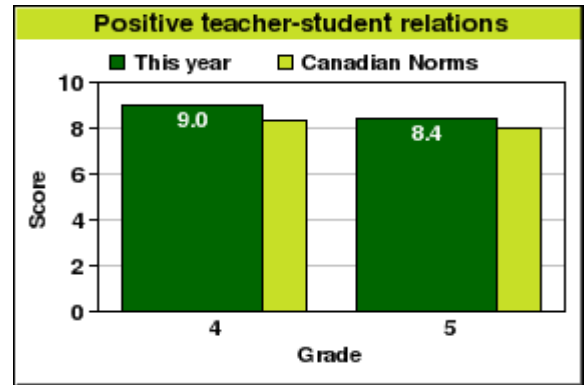


DRIVERS of Student Outcomes

Positive teacher-student relations

Students who feel teachers are responsive to their needs, and encourage independence with a democratic approach.

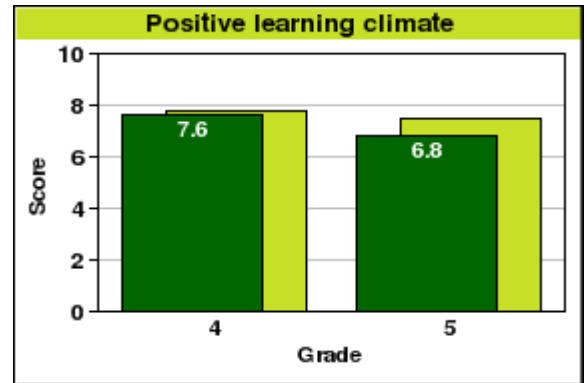
- In this school, positive teacher-student relations were rated 8.7 out of 10; the Canadian norm for these grades is 8.1.
- In this school, positive teacher-student relations were rated 8.9 out of 10 by girls and 8.5 out of 10 by boys. The Canadian norm for girls is 8.2 and for boys is 8.



Positive learning climate

There are clear rules and expectations for classroom behaviour. Students understand these and teachers maintain high expectations that they be followed.

- In this school, students rated disciplinary climate of the classroom 7.2 out of 10; the Canadian norm for these grades is 7.6.
- In this school, disciplinary climate of the classroom was rated 7.3 out of 10 by girls and 7.2 out of 10 by boys. The Canadian norm for girls is 7.7 and for boys is 7.6.



Expectations for success

The school staff emphasizes academic skills and hold high expectations for all students to succeed.

- In this school, students rated teachers' expectations for academic success 8.7 out of 10; the Canadian norm for these grades is 8.8.
- In this school, teachers' expectations for academic success were rated 8.9 out of 10 by girls and 8.5 out of 10 by boys. The Canadian norm for girls is 8.9 and for boys is 8.7.



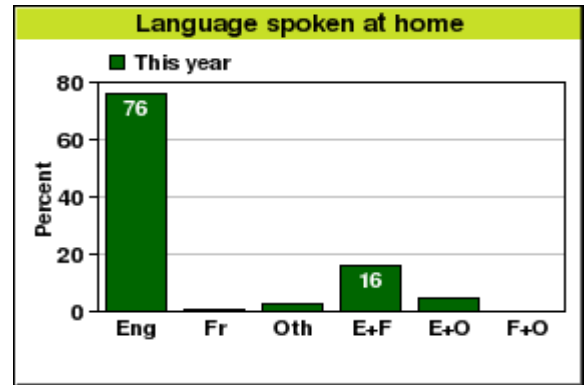


Demographic Factors

Language spoken at home

Students are asked to indicate the language they speak most often at home.

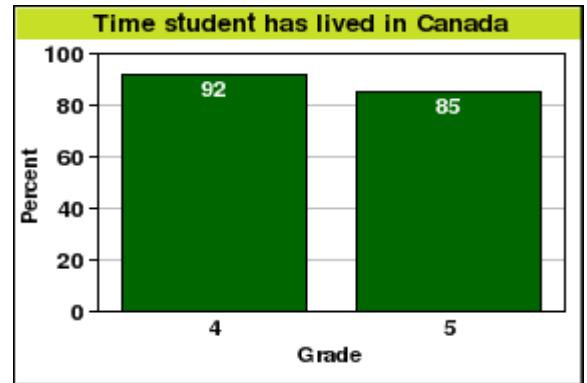
- 76% of students in this school speak English at home.
- 1% of students in this school speak French at home.
- 3% of students in this school speak other languages at home.
- 16% of students in this school speak English and French at home.
- 5% of students in this school speak English and another languages at home.
- 0% of students in this school speak French and another languages at home.



Time student has lived in Canada

Students who were born in Canada.

- 88% of students in this school were born in Canada.
- 88% of the girls and 89% of the boys in this school were born in Canada.





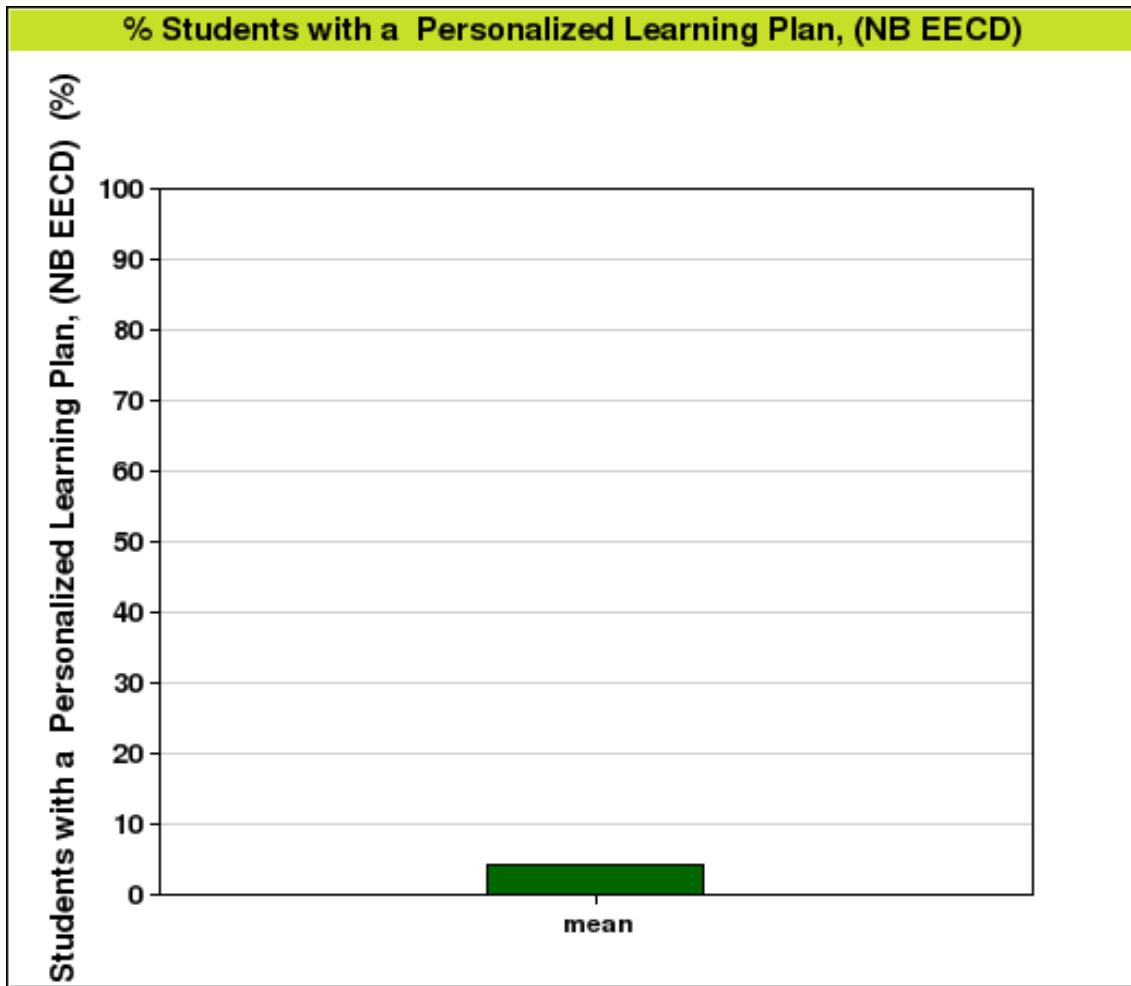
Report on Student Outcomes and School Climate
ASD-S Elementary (4-5) Fall 2017
Fairvale Elementary School Highlights

Custom Measure

% Students with a Personalized Learning Plan, (NB EECD)

Personalized Learning Plan, Yes/No - NB EECD Custom Question

Percentage of students that answer 'Yes' to the question: "I have a Personalized Learning Plan:"





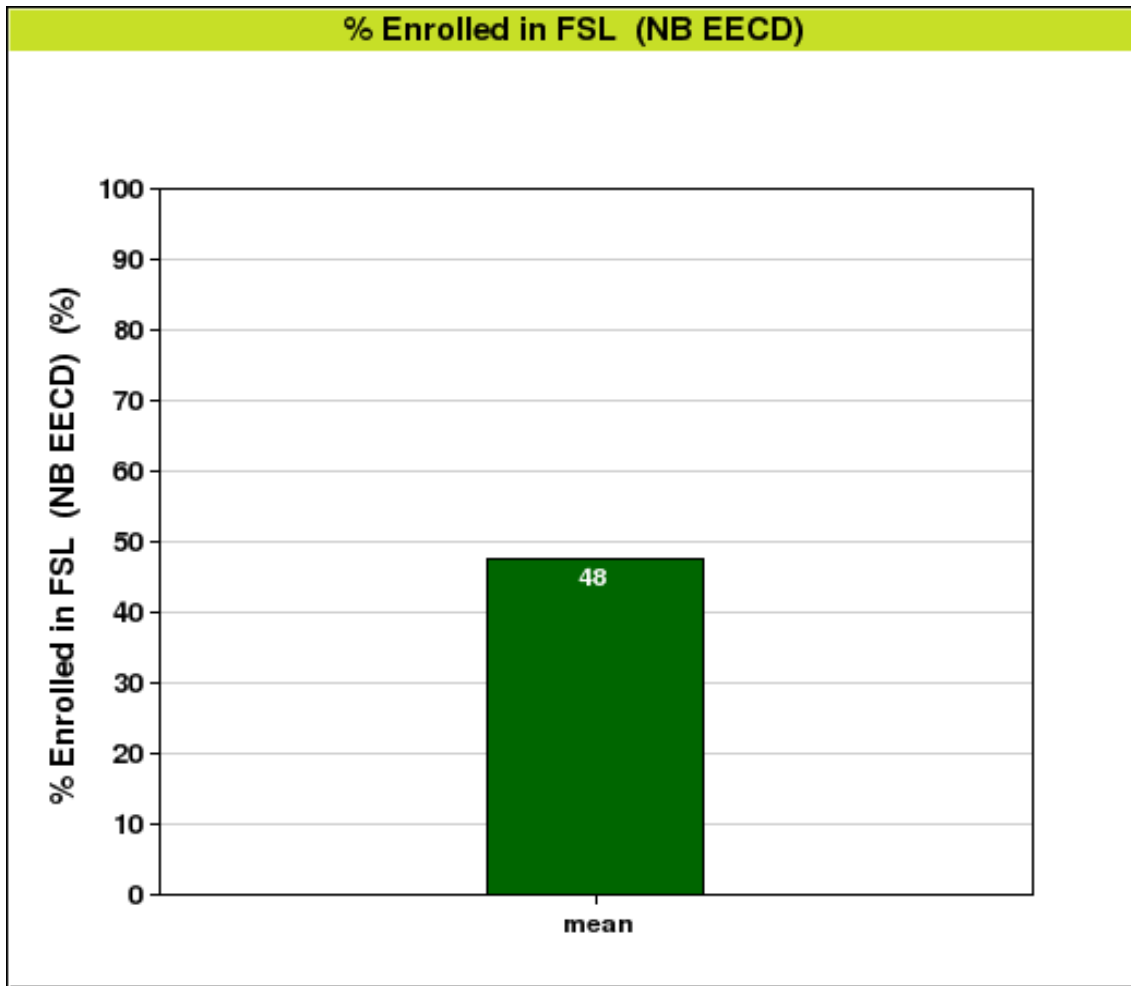
Report on Student Outcomes and School Climate
ASD-S Elementary (4-5) Fall 2017
Fairvale Elementary School Highlights

Custom Measure

% Enrolled in FSL (NB EECD)

Enrolled in FSL - NB EECD Custom Question

The percentage of students that indicated they were enrolled in French Immersion.



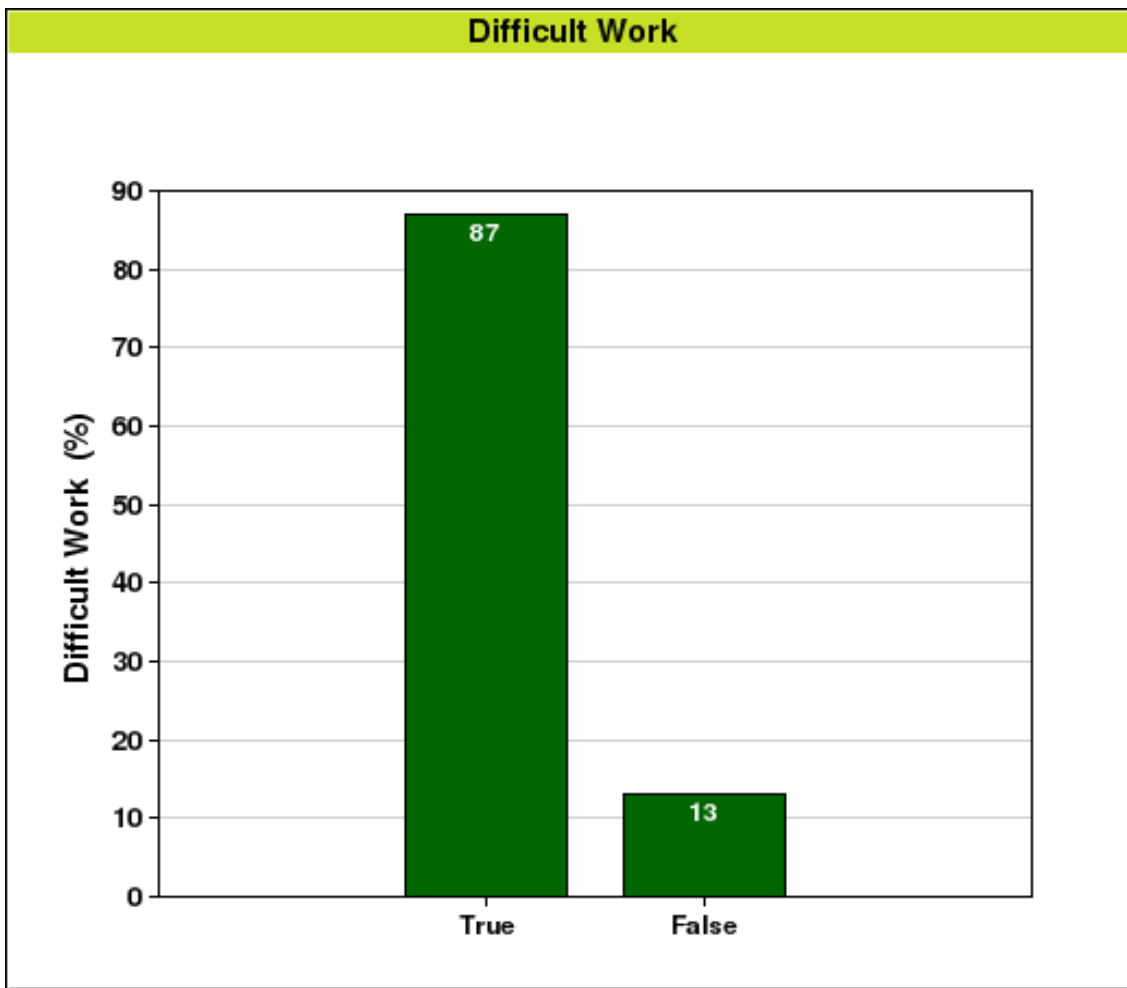


Report on Student Outcomes and School Climate
ASD-S Elementary (4-5) Fall 2017
Fairvale Elementary School Highlights

Multiple Choice Question

Students were asked: "I don't give up when I have difficult work to do in school."

- True (True)
- False (False)



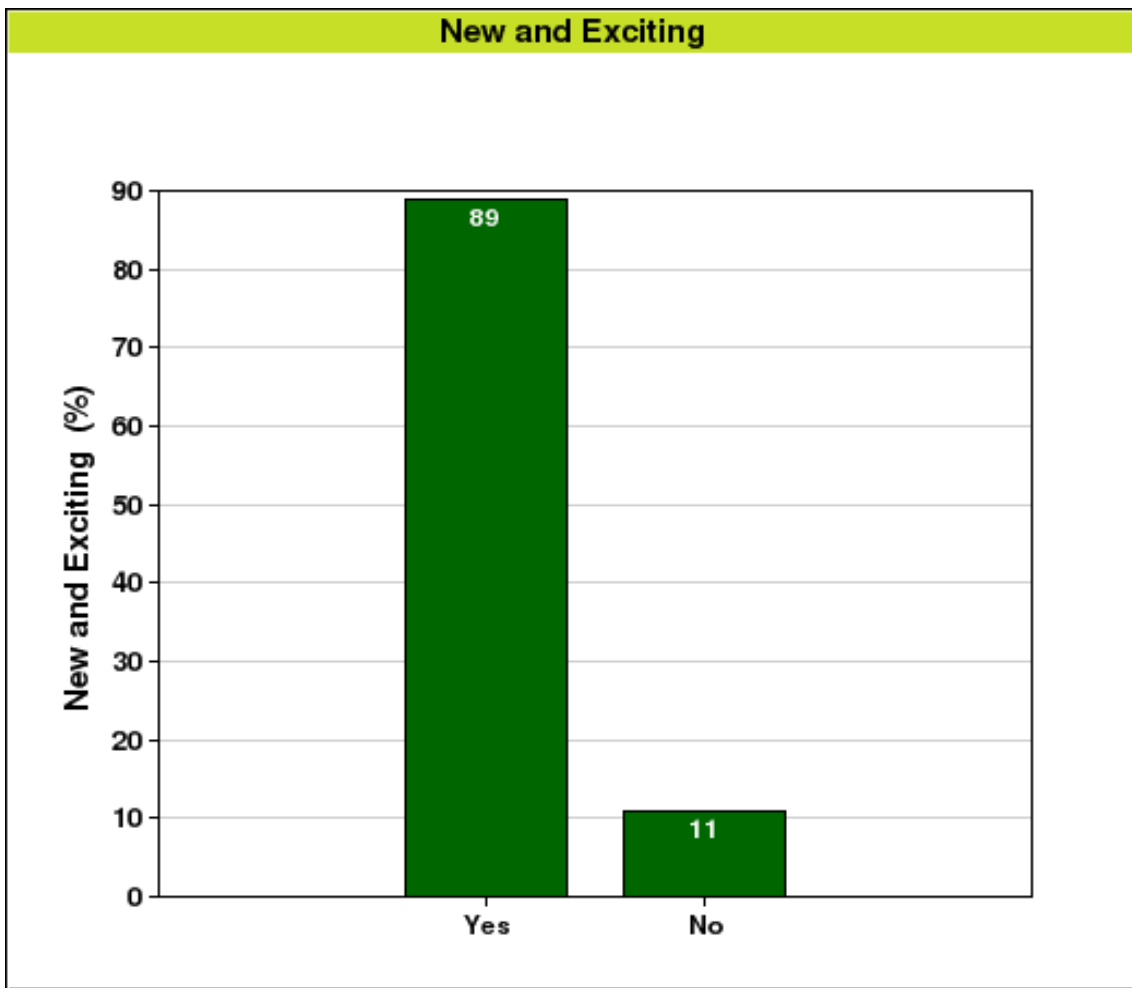


Report on Student Outcomes and School Climate
ASD-S Elementary (4-5) Fall 2017
Fairvale Elementary School Highlights

Multiple Choice Question

Students were asked: "Are you learning new and exciting things at school?"

- Yes (Yes)
- No (No)





Multiple Choice Question

Students were asked: "Someone at the school will help me if I feel sad or worried."

- Yes (Y)
- No (N)

