

SCHOOL YEAR 2023-2024



Summary Statistics

Prepared by:
Policy & Planning Division
Department of Education and Early
Childhood Development

April 2024

New Brunswick
Nouveau Brunswick

Table of Contents

Summary	1
Number of Schools, Enrolment, Educators and Pupil/Educator Ratio, October 1 st , 2023 Table 1	3
<hr/>	
Schools	5
Schools by District and Level of Instruction, October 1 st , 2023 Table 2	7
Summary of Schools by Level and Language of Instruction, October 1 st , 2023 Table 3	7
<hr/>	
Enrolment	9
Enrolment by School District by Grade, October 1 st , 2023 Table 4	11
Enrolment by School District by Age, October 1 st , 2023 Table 6	12
Enrolment by Grade and Age, October 1 st , 2023 Table 7	13
Enrolment by School District and Language of Instruction, October 1 st , 2023 Table 8	14
Enrolment in French Immersion by School District by Grade, October 1 st , 2023 Table 9	15
<hr/>	
Classes	17
Number of Classes by School District and Grade: Kindergarten to Grade 8, October 1 st , 2023 Table 10	19
Number of French Immersion Classes by School District and Grade: Kindergarten to Grade 8, October 1 st , 2023 Table 10a	20
Number of English only Classes by School District and Grade: Kindergarten to Grade 8, October 1 st , 2023 Table 10b	21
Number of Combined Classes by School District and Grade Combination, October 1 st , 2023 Table 11	22
Number of French Immersion Combined Classes by School District and Grade Combination, October 1 st , 2023 Table 11a	23
Number of English only Combined Classes by School District and Grade Combination, October 1 st , 2023 Table 11b	24
Average Class Size by School District and Grade Level, October 1 st , 2023 Table 12	25

Educators, Professional and Non-Educational Support Staff.....	27
Full-Time Equivalent Educators by School District and Position, October 1 st , 2023 Table 13	29
Full-Time Equivalent Support Staff by Linguistic Sector and Position, October 1 st , 2023 Table 14	30
<hr/>	
Graduates	31
Number of High School Graduates, School Year 2022-2023 Table 15	33
<hr/>	
Selected Comparisons	37
Number of Schools by District and Year, September 30, 2011 to October 1 st , 2023 Table 16	39
Enrolment by School District and Year, September 30, 2013 to October 1 st , 2023 Table 17	40
Enrolment in French Immersion by School District and Year, September 30, 2013 to October 1 st , 2023 Table 17a	41
Enrolment by Grade and Year, September 30, 2005 to October 1 st , 2023 Table 18	42
Enrolment in French Immersion by Grade and Year, September 30, 2009 to October 1 st , 2023 Table 18a	45
Combined Classes by School District and Year, September 30, 2013 to October 1 st , 2023 Table 19	46
Educators and Pupil/Educator Ratio by School District and Year, September 30, 2016 to October 1 st , 2023 Table 20	47
<hr/>	
Statistical Information by School	49
Enrolment and School Level Educators, October 1 st , 2023 Table 21	51
Enrolment by School by Grade, October 1 st , 2023 Table 22	60
Enrolment in French Immersion by School by Grade, October 1 st , 2023 Table 23	69
<hr/>	
Dropouts.....	75
Dropouts and Enrolment by School District for Grades 7 - 12, September 30, 2021 to September 30, 2022 Table 24	77

Summary

Table 7. Effectiveness Index (EII) of Schools, 1990-91 to 2000-01

School	1990-91	1991-92	1992-93	1993-94	1994-95	1995-96	1996-97	1997-98	1998-99	1999-00	2000-01
1	1.00	1.00	1.00	1.00	1.00	1.00	1.00	1.00	1.00	1.00	1.00
2	1.00	1.00	1.00	1.00	1.00	1.00	1.00	1.00	1.00	1.00	1.00
3	1.00	1.00	1.00	1.00	1.00	1.00	1.00	1.00	1.00	1.00	1.00
4	1.00	1.00	1.00	1.00	1.00	1.00	1.00	1.00	1.00	1.00	1.00
5	1.00	1.00	1.00	1.00	1.00	1.00	1.00	1.00	1.00	1.00	1.00
6	1.00	1.00	1.00	1.00	1.00	1.00	1.00	1.00	1.00	1.00	1.00
7	1.00	1.00	1.00	1.00	1.00	1.00	1.00	1.00	1.00	1.00	1.00
8	1.00	1.00	1.00	1.00	1.00	1.00	1.00	1.00	1.00	1.00	1.00
9	1.00	1.00	1.00	1.00	1.00	1.00	1.00	1.00	1.00	1.00	1.00
10	1.00	1.00	1.00	1.00	1.00	1.00	1.00	1.00	1.00	1.00	1.00
11	1.00	1.00	1.00	1.00	1.00	1.00	1.00	1.00	1.00	1.00	1.00
12	1.00	1.00	1.00	1.00	1.00	1.00	1.00	1.00	1.00	1.00	1.00
13	1.00	1.00	1.00	1.00	1.00	1.00	1.00	1.00	1.00	1.00	1.00
14	1.00	1.00	1.00	1.00	1.00	1.00	1.00	1.00	1.00	1.00	1.00
15	1.00	1.00	1.00	1.00	1.00	1.00	1.00	1.00	1.00	1.00	1.00
16	1.00	1.00	1.00	1.00	1.00	1.00	1.00	1.00	1.00	1.00	1.00
17	1.00	1.00	1.00	1.00	1.00	1.00	1.00	1.00	1.00	1.00	1.00
18	1.00	1.00	1.00	1.00	1.00	1.00	1.00	1.00	1.00	1.00	1.00
19	1.00	1.00	1.00	1.00	1.00	1.00	1.00	1.00	1.00	1.00	1.00
20	1.00	1.00	1.00	1.00	1.00	1.00	1.00	1.00	1.00	1.00	1.00

Table 8. Enrollment by School District, Age and Grade, September 30, 2000

School District	1-5	6-12	13-17	18-24	25-34	35-44	45-54	55-64	65-74	75+
1	1,497	1,466	1,210	52.1	50.0	51.2	1,379	1,468	1,153	47.9
2	4,914	4,950	4,003	51.9	51.3	51.2	4,561	4,699	3,800	48.7
3	3,290	3,387	2,656	51.8	51.9	51.3	3,182	3,231	2,656	48.7
4	2,793	2,793	2,113	51.9	51.3	51.2	2,656	2,656	2,113	48.7
5	1,466	1,466	1,153	51.9	51.3	51.2	1,466	1,466	1,153	48.7
6	1,210	1,210	900	51.9	51.3	51.2	1,210	1,210	900	48.7
7	900	900	690	51.9	51.3	51.2	900	900	690	48.7
8	690	690	521	51.9	51.3	51.2	690	690	521	48.7
9	521	521	391	51.9	51.3	51.2	521	521	391	48.7
10	391	391	291	51.9	51.3	51.2	391	391	291	48.7
11	291	291	211	51.9	51.3	51.2	291	291	211	48.7
12	211	211	151	51.9	51.3	51.2	211	211	151	48.7
13	151	151	111	51.9	51.3	51.2	151	151	111	48.7
14	111	111	81	51.9	51.3	51.2	111	111	81	48.7
15	81	81	61	51.9	51.3	51.2	81	81	61	48.7
16	61	61	41	51.9	51.3	51.2	61	61	41	48.7
17	41	41	31	51.9	51.3	51.2	41	41	31	48.7
18	31	31	21	51.9	51.3	51.2	31	31	21	48.7
19	21	21	11	51.9	51.3	51.2	21	21	11	48.7
20	11	11	1	51.9	51.3	51.2	11	11	1	48.7

**Table 1. Number of Schools, Enrolment, Educators and Pupil/Educator Ratio,
October 1st, 2023**

School District	Number of Schools	Pupil Enrolment	Educators¹	Pupil/Educator Ratio
Anglophone Districts				
Anglophone East School District	38	19,254	1,502.3	12.8
Anglophone North School District	29	7,912	753.3	10.5
Anglophone South School District	69	24,222	1,862.4	13.0
Anglophone West School District	69	24,348	1,925.7	12.6
Francophone Districts				
District scolaire francophone Nord-Est	34	8,753	726.8	12.0
District scolaire francophone Nord-Ouest	18	5,030	428.3	11.7
District scolaire francophone Sud	38	16,962	1,300.8	13.0
Anglophone	205	75,736	6,043.7	12.5
Francophone	90	30,745	2,455.8	12.5
Province	295	106,481	8,499.6	12.5

¹ Educators are employees who deliver educational and/or pupil personnel services in a professional capacity.
Excludes positions vacant on October 1st, 2023.

Table 2. Schools by District and Level of Instruction, October 1st, 2023¹

School District	K-5	K-8	K-12	6-8	6-12	9-12	Total
Anglophone Districts							
Anglophone East School District	15	12	2	3	1	5	38
Anglophone North School District	9	9	1	3	2	5	29
Anglophone South School District	38	7	2	10	3	9	69
Anglophone West School District	31	10	6	9	5	8	69
Francophone Districts							
District scolaire francophone Nord-Est	4	21	1	2	-	6	34
District scolaire francophone Nord-Ouest	-	13	2	-	2	1	18
District scolaire francophone Sud	9	16	5	3	1	4	38
Anglophone	93	38	11	25	11	27	205
Francophone	13	50	8	5	3	11	90
Province	106	88	19	30	14	38	295

Table 3. Summary of Schools by Level and Language of Instruction, October 1st, 2023¹

Anglophone Districts			Francophone Districts	
Level	English	English and Immersion	Level	Schools
K-5	63	79	K-8	79
6-8	26	59		
9-12	13	36	9-12	22

¹ Please note that each school is counted only once in Table 2. However, in Table 3, a school can be counted in more than one category. For example: a school with grade level K-12 is counted three times in Table 3; once in the K-5 category, once in the 6-8 category, and once in the 9-12 category. That same K-12 school is only counted once in Table 2 in the K-12 category.

Enrolment

Table 7. Enrolment numbers under Federal Education, Page 14 of 14, as at 30 September 2002

Year	2000	2001	2002
Total	1,497	1,468	1,210
Primary	52.1	50.0	51.2
Secondary	1,379	1,468	1,158
Technical	47.9	50.0	48.8
University	8	4,914	4,950
Other	3	51.9	51.3
Private	609	4,561	4,699
Public	48.7	48.1	48.7

Table 8. Enrolment by School District, Age and Gender, September 30, 2002

School District	Age	Gender	Enrolment
Abbotsford	5-17	Male	1,178
Abbotsford	5-17	Female	47.6
Abbotsford	18-24	Male	4.4
Abbotsford	18-24	Female	50.0
Abbotsford	25-34	Male	4.076
Abbotsford	25-34	Female	51.6
Abbotsford	35-44	Male	52.1
Abbotsford	35-44	Female	1.178
Abbotsford	45-54	Male	47.6
Abbotsford	45-54	Female	50.0
Abbotsford	55-64	Male	4.4
Abbotsford	55-64	Female	50.0
Abbotsford	65-74	Male	4.076
Abbotsford	65-74	Female	51.6
Abbotsford	75-84	Male	52.1
Abbotsford	75-84	Female	1.178
Abbotsford	85-94	Male	47.6
Abbotsford	85-94	Female	50.0
Abbotsford	95-104	Male	4.4
Abbotsford	95-104	Female	50.0
Abbotsford	105-114	Male	4.076
Abbotsford	105-114	Female	51.6
Abbotsford	115-124	Male	52.1
Abbotsford	115-124	Female	1.178
Abbotsford	125-134	Male	47.6
Abbotsford	125-134	Female	50.0
Abbotsford	135-144	Male	4.4
Abbotsford	135-144	Female	50.0
Abbotsford	145-154	Male	4.076
Abbotsford	145-154	Female	51.6
Abbotsford	155-164	Male	52.1
Abbotsford	155-164	Female	1.178
Abbotsford	165-174	Male	47.6
Abbotsford	165-174	Female	50.0
Abbotsford	175-184	Male	4.4
Abbotsford	175-184	Female	50.0
Abbotsford	185-194	Male	4.076
Abbotsford	185-194	Female	51.6
Abbotsford	195-204	Male	52.1
Abbotsford	195-204	Female	1.178
Abbotsford	205-214	Male	47.6
Abbotsford	205-214	Female	50.0
Abbotsford	215-224	Male	4.4
Abbotsford	215-224	Female	50.0
Abbotsford	225-234	Male	4.076
Abbotsford	225-234	Female	51.6
Abbotsford	235-244	Male	52.1
Abbotsford	235-244	Female	1.178
Abbotsford	245-254	Male	47.6
Abbotsford	245-254	Female	50.0
Abbotsford	255-264	Male	4.4
Abbotsford	255-264	Female	50.0
Abbotsford	265-274	Male	4.076
Abbotsford	265-274	Female	51.6
Abbotsford	275-284	Male	52.1
Abbotsford	275-284	Female	1.178
Abbotsford	285-294	Male	47.6
Abbotsford	285-294	Female	50.0
Abbotsford	295-304	Male	4.4
Abbotsford	295-304	Female	50.0
Abbotsford	305-314	Male	4.076
Abbotsford	305-314	Female	51.6
Abbotsford	315-324	Male	52.1
Abbotsford	315-324	Female	1.178
Abbotsford	325-334	Male	47.6
Abbotsford	325-334	Female	50.0
Abbotsford	335-344	Male	4.4
Abbotsford	335-344	Female	50.0
Abbotsford	345-354	Male	4.076
Abbotsford	345-354	Female	51.6
Abbotsford	355-364	Male	52.1
Abbotsford	355-364	Female	1.178
Abbotsford	365-374	Male	47.6
Abbotsford	365-374	Female	50.0
Abbotsford	375-384	Male	4.4
Abbotsford	375-384	Female	50.0
Abbotsford	385-394	Male	4.076
Abbotsford	385-394	Female	51.6
Abbotsford	395-404	Male	52.1
Abbotsford	395-404	Female	1.178
Abbotsford	405-414	Male	47.6
Abbotsford	405-414	Female	50.0
Abbotsford	415-424	Male	4.4
Abbotsford	415-424	Female	50.0
Abbotsford	425-434	Male	4.076
Abbotsford	425-434	Female	51.6
Abbotsford	435-444	Male	52.1
Abbotsford	435-444	Female	1.178
Abbotsford	445-454	Male	47.6
Abbotsford	445-454	Female	50.0
Abbotsford	455-464	Male	4.4
Abbotsford	455-464	Female	50.0
Abbotsford	465-474	Male	4.076
Abbotsford	465-474	Female	51.6
Abbotsford	475-484	Male	52.1
Abbotsford	475-484	Female	1.178
Abbotsford	485-494	Male	47.6
Abbotsford	485-494	Female	50.0
Abbotsford	495-504	Male	4.4
Abbotsford	495-504	Female	50.0
Abbotsford	505-514	Male	4.076
Abbotsford	505-514	Female	51.6
Abbotsford	515-524	Male	52.1
Abbotsford	515-524	Female	1.178
Abbotsford	525-534	Male	47.6
Abbotsford	525-534	Female	50.0
Abbotsford	535-544	Male	4.4
Abbotsford	535-544	Female	50.0
Abbotsford	545-554	Male	4.076
Abbotsford	545-554	Female	51.6
Abbotsford	555-564	Male	52.1
Abbotsford	555-564	Female	1.178
Abbotsford	565-574	Male	47.6
Abbotsford	565-574	Female	50.0
Abbotsford	575-584	Male	4.4
Abbotsford	575-584	Female	50.0
Abbotsford	585-594	Male	4.076
Abbotsford	585-594	Female	51.6
Abbotsford	595-604	Male	52.1
Abbotsford	595-604	Female	1.178
Abbotsford	605-614	Male	47.6
Abbotsford	605-614	Female	50.0
Abbotsford	615-624	Male	4.4
Abbotsford	615-624	Female	50.0
Abbotsford	625-634	Male	4.076
Abbotsford	625-634	Female	51.6
Abbotsford	635-644	Male	52.1
Abbotsford	635-644	Female	1.178
Abbotsford	645-654	Male	47.6
Abbotsford	645-654	Female	50.0
Abbotsford	655-664	Male	4.4
Abbotsford	655-664	Female	50.0
Abbotsford	665-674	Male	4.076
Abbotsford	665-674	Female	51.6
Abbotsford	675-684	Male	52.1
Abbotsford	675-684	Female	1.178
Abbotsford	685-694	Male	47.6
Abbotsford	685-694	Female	50.0
Abbotsford	695-704	Male	4.4
Abbotsford	695-704	Female	50.0
Abbotsford	705-714	Male	4.076
Abbotsford	705-714	Female	51.6
Abbotsford	715-724	Male	52.1
Abbotsford	715-724	Female	1.178
Abbotsford	725-734	Male	47.6
Abbotsford	725-734	Female	50.0
Abbotsford	735-744	Male	4.4
Abbotsford	735-744	Female	50.0
Abbotsford	745-754	Male	4.076
Abbotsford	745-754	Female	51.6
Abbotsford	755-764	Male	52.1
Abbotsford	755-764	Female	1.178
Abbotsford	765-774	Male	47.6
Abbotsford	765-774	Female	50.0
Abbotsford	775-784	Male	4.4
Abbotsford	775-784	Female	50.0
Abbotsford	785-794	Male	4.076
Abbotsford	785-794	Female	51.6
Abbotsford	795-804	Male	52.1
Abbotsford	795-804	Female	1.178
Abbotsford	805-814	Male	47.6
Abbotsford	805-814	Female	50.0
Abbotsford	815-824	Male	4.4
Abbotsford	815-824	Female	50.0
Abbotsford	825-834	Male	4.076
Abbotsford	825-834	Female	51.6
Abbotsford	835-844	Male	52.1
Abbotsford	835-844	Female	1.178
Abbotsford	845-854	Male	47.6
Abbotsford	845-854	Female	50.0
Abbotsford	855-864	Male	4.4
Abbotsford	855-864	Female	50.0
Abbotsford	865-874	Male	4.076
Abbotsford	865-874	Female	51.6
Abbotsford	875-884	Male	52.1
Abbotsford	875-884	Female	1.178
Abbotsford	885-894	Male	47.6
Abbotsford	885-894	Female	50.0
Abbotsford	895-904	Male	4.4
Abbotsford	895-904	Female	50.0
Abbotsford	905-914	Male	4.076
Abbotsford	905-914	Female	51.6
Abbotsford	915-924	Male	52.1
Abbotsford	915-924	Female	1.178
Abbotsford	925-934	Male	47.6
Abbotsford	925-934	Female	50.0
Abbotsford	935-944	Male	4.4
Abbotsford	935-944	Female	50.0
Abbotsford	945-954	Male	4.076
Abbotsford	945-954	Female	51.6
Abbotsford	955-964	Male	52.1
Abbotsford	955-964	Female	1.178
Abbotsford	965-974	Male	47.6
Abbotsford	965-974	Female	50.0
Abbotsford	975-984	Male	4.4
Abbotsford	975-984	Female	50.0
Abbotsford	985-994	Male	4.076
Abbotsford	985-994	Female	51.6
Abbotsford	995-1004	Male	52.1
Abbotsford	995-1004	Female	1.178
Abbotsford	1005-1014	Male	47.6
Abbotsford	1005-1014	Female	50.0
Abbotsford	1015-1024	Male	4.4
Abbotsford	1015-1024	Female	50.0
Abbotsford	1025-1034	Male	4.076
Abbotsford	1025-1034	Female	51.6
Abbotsford	1035-1044	Male	52.1
Abbotsford	1035-1044	Female	1.178
Abbotsford	1045-1054	Male	47.6
Abbotsford	1045-1054	Female	50.0
Abbotsford	1055-1064	Male	4.4
Abbotsford	1055-1064	Female	50.0
Abbotsford	1065-1074	Male	4.076
Abbotsford	1065-1074	Female	51.6
Abbotsford	1075-1084	Male	52.1
Abbotsford	1075-1084	Female	1.178
Abbotsford	1085-1094	Male	47.6
Abbotsford	1085-1094	Female	50.0
Abbotsford	1095-1104	Male	4.4
Abbotsford	1095-1104	Female	50.0
Abbotsford	1105-1114	Male	4.076
Abbotsford	1105-1114	Female	51.6
Abbotsford	1115-1124	Male	52.1
Abbotsford	1115-1124	Female	1.178
Abbotsford	1125-1134	Male	47.6
Abbotsford	1125-1134	Female	50.0
Abbotsford	1135-1144	Male	4.4
Abbotsford	1135-1144	Female	50.0
Abbotsford	1145-1154	Male	4.076
Abbotsford	1145-1154	Female	51.6
Abbotsford	1155-1164	Male	52.1
Abbotsford	1155-1164	Female	1.178
Abbotsford	1165-1174	Male	47.6
Abbotsford	1165-1174	Female	50.0
Abbotsford	1175-1184	Male	4.4
Abbotsford	1175-1184	Female	50.0
Abbotsford	1185-1194	Male	4.076
Abbotsford	1185-1194	Female	51.6
Abbotsford	1195-1204	Male	52.1
Abbotsford	1195-1204	Female	1.178
Abbotsford	1205-1214	Male	47.6
Abbotsford	1205-1214	Female	50.0
Abbotsford	1215-1224	Male	4.4
Abbotsford	1215-1224	Female	50.0
Abbotsford	1225-1234	Male	4.076
Abbotsford	1225-1234	Female	51.6
Abbotsford	1235-1244	Male	52.1
Abbotsford	1235-1244	Female	1.178
Abbotsford	1245-1254	Male	47.6
Abbotsford	1245-1254	Female	50.0
Abbotsford	1255-1264	Male	4.4
Abbotsford	1255-1264	Female	50.0
Abbotsford	1265-1274	Male	4.076
Abbotsford	1265-1274	Female	51.6
Abbotsford	1275-1284	Male	52.1
Abbotsford	1275-1284	Female	1.178
Abbotsford	1285-1294	Male	47.6
Abbotsford	1285-1294	Female	50.0
Abbotsford	1295-1304	Male	4.4
Abbotsford	1295-1304	Female	50.0
Abbotsford	1305-1314	Male	4.076
Abbotsford	1305-1314	Female	51.6
Abbotsford	1315-1324	Male	52.1
Abbotsford	1315-1324	Female	1.178
Abbotsford	1325-1334	Male	47.6
Abbotsford	1325-1334	Female	50.0
Abbotsford	1335-1344	Male	4.4
Abbotsford	1335-1344	Female	50.0
Abbotsford	1345-1354	Male	4.076
Abbotsford	1345-1354	Female	51.6
Abbotsford	1355-1364	Male	52.1
Abbotsford	1355-1364	Female	1.178
Abbotsford	1365-1374	Male	47.6
Abbotsford	1365-1374	Female	50.0
Abbotsford	1375-1384	Male	4.4
Abbotsford	1375-1384	Female	50.0
Abbotsford	1385-1394	Male	4.076
Abbotsford	1385-1394	Female	51.6
Abbotsford	1395-1404	Male	52.1
Abbotsford	1395-1404	Female	1.178
Abbotsford	1405-1414	Male	47.6
Abbotsford	1405-1414	Female	50.0
Abbotsford	1415-1424	Male	4.4
Abbotsford	1415-1424	Female	50.0
Abbotsford	1425-1434	Male	4.076
Abbotsford	1425-1434	Female	51.6
Abbotsford	1435-1444	Male	52.1
Abbotsford	1435-1444	Female	1.178
Abbotsford	1445-1454	Male	47.6
Abbotsford	1445-1454	Female	50.0
Abbotsford	1455-1464	Male	4.4
Abbotsford	1455-1464	Female	50.0
Abbotsford	1465-1474	Male	4.076
Abbotsford	1465-1474	Female	51.6
Abbotsford	1475-1484	Male	52.1
Abbotsford	1475-1484	Female	1.178
Abbotsford	1485-1494	Male	47.6
Abbotsford	1485-1494	Female	50.0

Table 4. Enrolment by School District by Grade, October 1st, 2023

School District	Total	Grade												Previous Graduates	
		K	1	2	3	4	5	6	7	8	9	10	11		12
Anglophone Districts															
Anglophone East School District	19,254	1,249	1,346	1,427	1,402	1,515	1,465	1,521	1,433	1,510	1,669	1,636	1,623	1,439	19
Anglophone North School District	7,912	432	518	511	546	576	559	559	582	576	690	751	826	775	11
Anglophone South School District	24,222	1,579	1,631	1,738	1,694	1,853	1,755	1,876	1,834	1,836	1,999	2,085	2,215	2,104	23
Anglophone West School District	24,348	1,593	1,721	1,717	1,768	1,905	1,842	1,856	1,913	1,978	1,994	2,022	2,067	1,947	25
Francophone Districts															
District scolaire francophone Nord-Est	8,753	584	611	632	598	686	632	665	683	719	742	769	703	724	5
District scolaire francophone Nord-Ouest	5,030	350	336	347	361	370	368	402	390	441	402	445	406	412	-
District scolaire francophone Sud	16,962	1,240	1,334	1,355	1,362	1,379	1,408	1,372	1,333	1,262	1,253	1,260	1,160	1,232	12
Anglophone	75,736	4,853	5,216	5,393	5,410	5,849	5,621	5,812	5,762	5,900	6,352	6,494	6,731	6,265	78
Francophone	30,745	2,174	2,281	2,334	2,321	2,435	2,408	2,439	2,406	2,422	2,397	2,474	2,269	2,368	17
Province	106,481	7,027	7,497	7,727	7,731	8,284	8,029	8,251	8,168	8,322	8,749	8,968	9,000	8,633	95

12 **Table 6. Enrolment by School District by Age, October 1st, 2023**

School District	Age as of October 1 st , 2023																		Total	
	4 yrs & less	5	6	7	8	9	10	11	12	13	14	15	16	17	18	19	20	21 yrs & over		
Anglophone Districts																				
Anglophone East School District	282	1,267	1,357	1,388	1,431	1,520	1,465	1,527	1,454	1,505	1,588	1,525	1,507	1,158	222	44	12	2	19,254	
Anglophone North School District	95	448	502	512	552	555	555	581	562	592	653	752	764	573	153	50	11	2	7,912	
Anglophone South School District	356	1,572	1,604	1,729	1,753	1,813	1,763	1,868	1,810	1,850	2,033	1,958	2,052	1,557	336	99	44	25	24,222	
Anglophone West School District	313	1,638	1,691	1,717	1,825	1,893	1,821	1,887	1,908	1,996	1,960	1,976	1,881	1,542	215	60	21	4	24,348	
Francophone Districts																				
District scolaire francophone Nord-Est	135	591	597	623	620	675	633	646	712	727	716	739	676	545	92	19	7	-	8,753	
District scolaire francophone Nord-Ouest	77	333	360	344	345	385	354	402	413	425	402	447	376	315	41	10	1	-	5,030	
District scolaire francophone Sud	277	1,270	1,333	1,346	1,401	1,369	1,386	1,339	1,332	1,248	1,257	1,241	1,145	902	76	29	8	3	16,962	
Anglophone	1,046	4,925	5,154	5,346	5,561	5,781	5,604	5,863	5,734	5,943	6,234	6,211	6,204	4,830	926	253	88	33	75,736	
Francophone	489	2,194	2,290	2,313	2,366	2,429	2,373	2,387	2,457	2,400	2,375	2,427	2,197	1,762	209	58	16	3	30,745	
Province	1,535	7,119	7,444	7,659	7,927	8,210	7,977	8,250	8,191	8,343	8,609	8,638	8,401	6,592	1,135	311	104	36	106,481	

Table 7. Enrolment by Grade and Age, October 1st, 2023

Age on Oct. 1 st	Grade													Prev.		
	K	1	2	3	4	5	6	7	8	9	10	11	12	Grads	Total	
4 yrs & less	1,535	-	-	-	-	-	-	-	-	-	-	-	-	-	-	1,535
5 yrs	5,446	1,673	-	-	-	-	-	-	-	-	-	-	-	-	-	7,119
6 yrs	45	5,757	1,641	1	-	-	-	-	-	-	-	-	-	-	-	7,444
7 yrs	1	66	5,993	1,598	1	-	-	-	-	-	-	-	-	-	-	7,659
8 yrs	-	1	92	6,042	1,792	-	-	-	-	-	-	-	-	-	-	7,927
9 yrs	-	-	1	88	6,368	1,752	1	-	-	-	-	-	-	-	-	8,210
10 yrs	-	-	-	2	121	6,140	1,712	2	-	-	-	-	-	-	-	7,977
11 yrs	-	-	-	-	2	131	6,380	1,735	1	1	-	-	-	-	-	8,250
12 yrs	-	-	-	-	-	6	153	6,299	1,729	4	-	-	-	-	-	8,191
13 yrs	-	-	-	-	-	-	5	128	6,396	1,811	3	-	-	-	-	8,343
14 yrs	-	-	-	-	-	-	-	4	190	6,574	1,838	3	-	-	-	8,609
15 yrs	-	-	-	-	-	-	-	-	6	323	6,555	1,748	6	-	-	8,638
16 yrs	-	-	-	-	-	-	-	-	-	25	490	6,342	1,544	-	-	8,401
17 yrs	-	-	-	-	-	-	-	-	-	9	66	681	5,822	14	-	6,592
18 yrs	-	-	-	-	-	-	-	-	-	1	13	148	917	56	-	1,135
19 yrs	-	-	-	-	-	-	-	-	-	1	2	56	238	14	-	311
20 yrs	-	-	-	-	-	-	-	-	-	-	1	17	82	4	-	104
21 yrs & over	-	-	-	-	-	-	-	-	-	-	-	5	24	7	-	36
Total	7,027	7,497	7,727	7,731	8,284	8,029	8,251	8,168	8,322	8,749	8,968	9,000	8,633	95	106,481	

**Table 8. Enrolment by School District and Language of Instruction,
October 1st, 2023**

School District	English	French	French Immersion	Total
Anglophone Districts				
Anglophone East School District	11,406	-	7,848	19,254
Anglophone North School District	5,818	-	2,094	7,912
Anglophone South School District	16,960	-	7,262	24,222
Anglophone West School District	17,245	-	7,103	24,348
Francophone Districts				
District scolaire francophone Nord-Est	-	8,753	-	8,753
District scolaire francophone Nord-Ouest	-	5,030	-	5,030
District scolaire francophone Sud	-	16,962	-	16,962
Anglophone	51,429	-	24,307	75,736
Francophone	-	30,745	-	30,745
Province	51,429	30,745	24,307	106,481

Table 9. Enrolment in French Immersion by School District by Grade, October 1st, 2023

School District	Grade												
	Total	1	2	3	4	5	6	7	8	9	10	11	12
Anglophone Districts													
Anglophone East School District	7,848	651	703	581	593	561	776	717	717	725	655	622	547
Anglophone North School District	2,094	221	222	193	207	182	178	180	174	156	143	122	116
Anglophone South School District	7,262	493	454	466	467	432	794	659	719	730	700	675	673
Anglophone West School District	7,103	667	556	571	603	603	661	641	647	580	587	516	471
Total	24,307	2,032	1,935	1,811	1,870	1,778	2,409	2,197	2,257	2,191	2,085	1,935	1,807

Classes

Table 7. Enrollment numbers under Federal of Mexico, Page of 14 years, as of September 2002

Year	1991	1992	1993	1994	1995	1996	1997	1998	1999	2000	2001	2002
Enrollment	1,230	1,240	1,250	1,260	1,270	1,280	1,290	1,300	1,310	1,320	1,330	1,340
...

Table 8. Enrollment by School District, Age and Grade, September 2002

School District	Age	Grade	Enrollment
...
...
...

1,497	1,466	1,210	
52.1	50.0	51.2	
1,379	1,468	1,153	
47.9	50.0	48.8	
8	4,914	4,950	4,003
3	51.9	51.3	51.2
609	4,561	4,699	3,800
48.7	48.1	48.7	48.7

Table 10. Number of Classes by School District and Grade: Kindergarten to Grade 8, October 1st, 2023

School District	Total	Grade									Combined Classes
		K	1	2	3	4	5	6	7	8	
Anglophone Districts											
Anglophone East School District	616	63	67	72	57	58	57	59	41	52	90
Anglophone North School District	255	22	26	24	17	15	22	21	18	22	68
Anglophone South School District	782	81	80	83	65	64	76	73	68	71	121
Anglophone West School District	824	88	99	96	76	69	74	78	71	81	92
Francophone Districts											
District scolaire francophone Nord-Est	311	36	40	38	30	29	26	30	31	31	20
District scolaire francophone Nord-Ouest	185	23	20	22	19	17	17	20	18	19	10
District scolaire francophone Sud	579	69	78	73	61	59	58	58	54	52	17
Anglophone	2,477	254	272	275	215	206	229	231	198	226	371
Francophone	1,075	128	138	133	110	105	101	108	103	102	47
Province	3,552	382	410	408	325	311	330	339	301	328	418

**Table 10a. Number of French Immersion Classes by School District and Grade:
Kindergarten to Grade 8, October 1st, 2023**

School District	Total	Grade									Combined Classes
		K	1	2	3	4	5	6	7	8	
Anglophone Districts											
Anglophone East School District	251	-	34	37	23	21	21	33	22	25	35
Anglophone North School District	84	-	13	13	6	5	7	7	5	6	22
Anglophone South School District	220	-	29	25	17	15	16	31	23	27	37
Anglophone West School District	289	-	41	35	26	21	22	41	36	40	27
Total	844	-	117	110	72	62	66	112	86	98	121

**Table 10b. Number of English only Classes by School District and Grade:
Kindergarten to Grade 8, October 1st, 2023**

School District	Total	Grade									Combined Classes
		K	1	2	3	4	5	6	7	8	
Anglophone Districts											
Anglophone East School District	365	63	33	35	34	37	36	26	19	27	55
Anglophone North School District	171	22	13	11	11	10	15	14	13	16	46
Anglophone South School District	562	81	51	58	48	49	60	42	45	44	84
Anglophone West School District	614	88	58	61	50	48	52	65	59	68	65
Total	1,712	254	155	165	143	144	163	147	136	155	250

Table 11. Number of Combined Classes by School District and Grade Combination, October 1st, 2023

School District	Total	Combined Class Grade Groupings												
		K-1	K-1-2	K-2-3	1-2	2-3	3-4	3-4-5	4-5	4-5-6	5-6	6-7	6-7-8	7-8
Anglophone Districts														
Anglophone East School District	90	9	-	-	9	8	12	-	12	-	1	14	5	20
Anglophone North School District	68	6	2	1	6	7	14	-	13	-	2	9	-	8
Anglophone South School District	121	14	4	-	16	18	24	1	17	-	-	13	1	13
Anglophone West School District	92	11	-	-	10	3	21	-	22	-	1	14	-	10
Francophone Districts														
District scolaire francophone Nord-Est	20	1	1	-	1	2	2	1	5	1	1	1	1	3
District scolaire francophone Nord-Ouest	10	-	1	-	1	-	2	-	1	-	2	-	-	3
District scolaire francophone Sud	17	1	-	-	-	4	3	-	1	-	2	1	-	5
Anglophone	371	40	6	1	41	36	71	1	64	-	4	50	6	51
Francophone	47	2	2	-	2	6	7	1	7	1	5	2	1	11
Province	418	42	8	1	43	42	78	2	71	1	9	52	7	62

Table 11a. Number of French Immersion Combined Classes by School District and Grade Combination, October 1st, 2023

School District	Total	Combined Class Grade Groupings							
		1-2	2-3	3-4	4-5	5-6	6-7	6-7-8	7-8
Anglophone Districts									
Anglophone East School District	35	1	3	6	8	1	5	1	10
Anglophone North School District	22	1	2	5	5	1	3	-	5
Anglophone South School District	37	2	4	7	8	-	8	-	8
Anglophone West School District	27	-	-	6	11	-	5	-	5
Total	121	4	9	24	32	2	21	1	28

Table 11b. Number of English only Combined Classes by School District and Grade Combination, October 1st, 2023

School District	Total	Combined Class Grade Groupings											
		K-1	K-1-2	K-2-3	1-2	2-3	3-4	3-4-5	4-5	5-6	6-7	6-7-8	7-8
Anglophone Districts													
Anglophone East School District	55	9	-	-	8	5	6	-	4	-	9	4	10
Anglophone North School District	46	6	2	1	5	5	9	-	8	1	6	-	3
Anglophone South School District	84	14	4	-	14	14	17	1	9	-	5	1	5
Anglophone West School District	65	11	-	-	10	3	15	-	11	1	9	-	5
Total	250	40	6	1	37	27	47	1	32	2	29	5	23

Table 12. Average Class Size by School District and Grade Level, October 1st, 2023

School District	Average Class Size	
	K	1-8
Anglophone Districts		
Anglophone East School District	18.8	22.4
Anglophone North School District	17.3	21.2
Anglophone South School District	18.0	21.9
Anglophone West School District	17.2	21.3
Francophone Districts		
District scolaire francophone Nord-Est	15.9	20.1
District scolaire francophone Nord-Ouest	15.1	19.8
District scolaire francophone Sud	17.9	22.3
Anglophone	17.9	21.7
Francophone	16.8	21.3
Province	17.5	21.6

Educators, Professional and Non-Educational Support Staff

Table 7. Effect numbers under Family Effect, Page of 14 rows, as of 20 September 2002

Effect	1	2	3	4	5	6	7	8	9	10	11	12	13	14	15	16	17	18	19	20
1	187	239	186	231	187	237	187	237	187	237	187	237	187	237	187	237	187	237	187	237
2	187	239	186	231	187	237	187	237	187	237	187	237	187	237	187	237	187	237	187	237
3	187	239	186	231	187	237	187	237	187	237	187	237	187	237	187	237	187	237	187	237
4	187	239	186	231	187	237	187	237	187	237	187	237	187	237	187	237	187	237	187	237
5	187	239	186	231	187	237	187	237	187	237	187	237	187	237	187	237	187	237	187	237
6	187	239	186	231	187	237	187	237	187	237	187	237	187	237	187	237	187	237	187	237
7	187	239	186	231	187	237	187	237	187	237	187	237	187	237	187	237	187	237	187	237
8	187	239	186	231	187	237	187	237	187	237	187	237	187	237	187	237	187	237	187	237
9	187	239	186	231	187	237	187	237	187	237	187	237	187	237	187	237	187	237	187	237
10	187	239	186	231	187	237	187	237	187	237	187	237	187	237	187	237	187	237	187	237
11	187	239	186	231	187	237	187	237	187	237	187	237	187	237	187	237	187	237	187	237
12	187	239	186	231	187	237	187	237	187	237	187	237	187	237	187	237	187	237	187	237
13	187	239	186	231	187	237	187	237	187	237	187	237	187	237	187	237	187	237	187	237
14	187	239	186	231	187	237	187	237	187	237	187	237	187	237	187	237	187	237	187	237
15	187	239	186	231	187	237	187	237	187	237	187	237	187	237	187	237	187	237	187	237
16	187	239	186	231	187	237	187	237	187	237	187	237	187	237	187	237	187	237	187	237
17	187	239	186	231	187	237	187	237	187	237	187	237	187	237	187	237	187	237	187	237
18	187	239	186	231	187	237	187	237	187	237	187	237	187	237	187	237	187	237	187	237
19	187	239	186	231	187	237	187	237	187	237	187	237	187	237	187	237	187	237	187	237
20	187	239	186	231	187	237	187	237	187	237	187	237	187	237	187	237	187	237	187	237

Table 8. Enrollment by School District, Age and Grade, September 30, 2002

School District	13	14	15	16	17	18
1	3,290	3,387	3,417	3,484	2,793	94
2	51.6	51.8	51.9	51.9	51.3	65
3	3,182	3,231	3,231	2,656	48.7	5
4	48.2	48.1	48.7	48.7	48.8	5
5	1,497	1,466	1,210	51.2	48	48
6	52.1	50.0	51.2	1,153	48.8	48
7	1,379	1,468	1,153	48.8	48.8	48
8	47.9	50.0	48.8	48.8	48.8	48
9	4,914	4,950	4,003	51.2	48	48
10	51.9	51.3	51.2	48.8	48.8	48
11	609	4,561	4,699	3,803	48	48
12	48.7	48.1	48.7	48	48	48

Table 13. Full-Time Equivalent Educators by School District and Position, October 1st, 2023

	Total	Anglophone East School District	Anglophone North School District	Anglophone South School District	Anglophone West School District	Total Anglophone	District scolaire francophone Nord-Est	District scolaire francophone Nord-Ouest	District scolaire francophone Sud	Total Francophone
Behaviour Support	21.5	7.5	1.0	9.0	4.0	21.5	-	-	-	-
Educational Support Teachers	626.8	79.6	47.9	140.4	137.3	405.2	73.3	14.5	133.9	221.6
English as Another Language	43.0	14.5	4.0	13.5	11.0	43.0	-	-	-	-
Guidance Counsellors	218.8	44.0	28.1	56.6	62.3	191.1	6.7	3.7	17.4	27.7
Other Classroom Teachers	287.6	25.5	94.8	103.7	54.5	278.5	9.1	-	-	9.1
Other special needs (e.g. Visual Impaired)	28.0	-	-	-	-	-	11.0	4.0	13.0	28.0
Regular Teachers	6,214.4	1,177.2	472.1	1,336.9	1,430.0	4,416.1	516.8	317.0	964.4	1,798.3
Resource Specialists for Assessment & Intervention	68.5	19.8	3.0	8.0	7.0	37.8	2.3	25.4	3.0	30.7
School Administration	441.9	67.6	36.8	98.8	103.7	306.9	41.7	22.3	71.0	135.0
Total Classroom Teachers •	7,950.5	1,435.7	687.8	1,766.8	1,809.8	5,700.1	660.8	386.9	1,202.6	2,250.4
Mentors, Coaches and Leads	208.7	30.7	10.0	28.6	24.0	93.3	24.9	26.4	64.1	115.4
Other Educational Staff	198.4	15.9	37.5	36.0	60.9	150.3	27.1	-	21.0	48.1
Total teachers (classroom teachers and other teachers)	8,357.6	1,482.3	735.3	1,831.4	1,894.7	5,943.7	712.8	413.3	1,287.8	2,413.8
Director of Curriculum and Instruction	4.0	1.0	1.0	1.0	1.0	4.0	-	-	-	-
Director of Education Support Services	7.0	1.0	1.0	1.0	1.0	4.0	1.0	1.0	1.0	3.0
Director of Schools	18.0	3.0	2.0	3.0	3.0	11.0	2.0	1.0	4.0	7.0
Other District-Based Educators	19.0	1.0	2.0	2.0	2.0	7.0	7.0	5.0	-	12.0
Subject Coordinators	83.0	12.0	10.0	22.0	22.0	66.0	3.0	7.0	7.0	17.0
Superintendent	7.0	1.0	1.0	1.0	1.0	4.0	1.0	1.0	1.0	3.0
Supervisors of Data and Accountability	4.0	1.0	1.0	1.0	1.0	4.0	-	-	-	-
Total Educators (classroom teachers, other teachers and educators)	8,499.6	1,502.3	753.3	1,862.4	1,925.7	6,043.7	726.8	428.3	1,300.8	2,455.8

	Anglophone	Francophone	Total
Total Classroom Teachers •	5,700.1	2,250.4	7,950.5
Total Teachers	5,943.7	2,413.8	8,357.6
Total Educators	6,043.7	2,455.8	8,499.6

• Classroom teachers are defined as regular classroom teachers, French Immersion teachers, second language teachers, trades specialists, music and art specialists, physical education specialists, resource and methods teachers, principals and vice principals, guidance counsellors, and other classroom teachers.

30 Table 14. Full-Time Equivalent Support Staff by Linguistic Sector and Position, October 1st, 2023

	Anglophone Districts				Francophone Districts			Anglophone	Francophone	Province
	ASD-E	ASD-N	ASD-S	ASD-W	DSF-NE	DSF-NO	DSF-S			
Administrative and Educational Support (1 FTE = 36.25 hours/week)										
District Administrative Support	27.9	17.0	31.0	46.0	24.3	13.0	34.0	121.9	71.3	193.2
Educational Assistant (1 FTE = 30 hours/week)	586.0	378.0	848.0	693.0	288.0	154.0	579.0	2,505.0	1,021.0	3,526.0
School Administrative Assistant	57.6	28.9	83.9	94.3	39.0	23.8	48.9	264.7	111.7	376.4
School Intervention Worker (1 FTE = 30 hours/week)	6.0	10.0	-	-	36.0	1.0	35.0	16.0	72.0	88.0
School Library Worker	18.8	10.9	15.8	26.3	18.3	2.0	30.9	71.8	51.2	122.9
School-Based Clerk	-	-	-	1.0	-	-	-	1.0	-	1.0
Speech Therapy Assistant	-	0.8	22.5	3.0	-	2.0	4.0	26.4	6.0	32.4
Student Attendant	21.9	5.1	6.1	10.6	1.6	0.8	-	43.8	2.5	46.2
Subtotal	718.2	450.7	1,007.3	874.2	407.2	196.6	731.8	3,050.4	1,335.6	4,386.0
Management and non-union (1 FTE = 36.25 hours/week)										
Director of Communications/Communication Officer	1.0	1.0	1.0	1.0	-	-	-	4.0	-	4.0
Director of Finance and Administrative Services	1.0	1.0	1.0	1.0	1.0	1.0	1.0	4.0	3.0	7.0
Director of Human Resources	1.0	1.0	1.0	1.0	1.0	1.0	1.0	4.0	3.0	7.0
Executive Assistant to Superintendent	1.0	1.0	1.0	1.0	1.0	1.0	1.0	4.0	3.0	7.0
Human Resources Officer	9.6	4.0	7.0	13.0	3.0	2.0	5.0	33.6	10.0	43.6
Other	1.0	1.0	22.0	1.0	8.0	7.0	11.5	25.0	26.5	51.5
Subtotal	14.6	9.0	33.0	18.0	14.0	12.0	19.5	74.6	45.5	120.1
Public Service Alliance of Canada (1 FTE = 36.25 hours/week)										
Assistant Budget and Accounting Manager	2.0	1.0	2.0	2.0	2.0	2.0	3.0	7.0	7.0	14.0
Assistant Facilities Manager	3.0	1.5	3.0	3.0	1.0	-	2.0	10.5	3.0	13.5
Assistant Transportation Manager	2.0	1.5	3.0	5.0	2.0	1.0	3.0	11.5	6.0	17.5
Budget and Accounting Manager	1.0	1.0	1.0	1.0	1.0	1.0	1.0	4.0	3.0	7.0
Community Engagement Coordinator	1.0	1.0	1.0	2.0	1.0	1.0	2.0	5.0	4.0	9.0
Community School Coordinator	4.0	1.0	12.1	6.0	25.2	19.0	31.3	23.1	75.5	98.6
Experiential Learning Coordinator	-	1.0	1.0	1.0	-	-	-	3.0	-	3.0
Facilities Manager	1.0	1.0	1.0	1.0	1.0	1.0	1.0	4.0	3.0	7.0
Information Technology Services (Senior staff has been added to the sector total)	14.0	14.0	24.0	26.0	17.0	8.0	19.0	81.9	44.0	125.9
Transportation Manager	1.0	1.0	1.0	1.0	1.0	1.0	1.0	4.0	3.0	7.0
Other	-	-	-	-	1.0	-	3.5	-	4.5	4.5
Subtotal	29.0	24.0	49.1	48.0	52.2	34.0	66.8	154.0	153.0	307.0
General Labour, Trades & Services (1 FTE = 40 hours/week)										
Building Maintenance Foreperson	-	-	-	5.0	-	-	1.0	5.0	1.0	6.0
Bus Driver	93.0	119.0	230.0	254.0	109.0	70.0	185.0	696.0	364.0	1,060.0
Custodial Foreperson	-	-	2.0	2.0	-	-	-	4.0	-	4.0
Custodian	141.2	108.2	236.3	155.1	135.1	71.5	157.2	640.8	363.7	1,004.6
Maintenance Repairworker	12.0	16.0	47.5	30.5	19.0	7.0	18.0	106.0	44.0	150.0
Other General Labour, Trades & Services	-	-	4.0	-	-	-	-	4.0	-	4.0
Power Engineer	-	2.0	1.0	-	2.0	-	-	3.0	2.0	5.0
School Plant Superintendent	-	1.0	6.0	-	1.0	2.0	-	7.0	3.0	10.0
Subtotal	246.2	246.2	526.8	446.6	266.1	150.5	361.2	1,465.8	777.7	2,243.6
Professional Support Group (1 FTE = 36.25 hours/week)										
Behavior Intervention Mentor	53.0	7.0	26.0	40.0	25.0	24.8	23.0	126.0	72.8	198.8
School Psychologist	1.0	1.0	2.0	6.8	4.0	4.0	7.0	10.8	15.0	25.8
School Psychometrist	-	0.4	-	-	-	-	-	0.4	-	0.4
School Social Worker	3.0	7.0	8.0	11.0	13.0	6.0	12.0	29.0	31.0	60.0
Speech Language Pathologist and Audiology	16.0	9.1	15.5	17.5	10.9	5.0	9.9	58.2	25.8	84.0
Subtotal	73.0	24.5	51.5	75.3	52.9	39.8	51.9	224.4	144.6	369.0
Other Educational Support (1 FTE = 36.25 hours/week)										
Other	-	66.0	-	47.0	17.9	17.0	54.0	113.0	88.9	201.9
Subtotal	66.0	66.0	47.0	47.0	17.9	17.0	54.0	113.0	88.9	201.9
Total - Support Staff	1,081.0	820.4	1,667.7	1,509.1	810.3	449.9	1,285.1	5,082.2	2,545.3	7,627.5

Table 15. Number of High School Graduates, School Year 2022-2023***Anglophone High Schools**

School District	School Number and Name	Total
Anglophone East School District	1569 Bernice MacNaughton High School	209
	1702 Caledonia Regional High School	21
	1517 Harrison Trimble High School	224
	1539 Moncton High School	284
	1604 Petitcodiac Regional School	48
	1570 Riverview High School	235
	1610 Salisbury Regional School	69
	1411 Tantramar Regional High School	76
Anglophone North School District	4201 Bathurst High School	112
	0843 Blackville School	29
	4055 Bonar Law Memorial School	68
	3615 Dalhousie Regional High School	34
	1020 James M. Hill Memorial High School	131
	0811 Miramichi Valley High School	95
	0825 North & South Esk Regional High School	27
	3823 Sugarloaf Senior High School	51
Anglophone South School District	1945 Belleisle Regional High School	26
	2301 Campobello Island Consolidated School	4
	2111 Fundy Middle and High School	68
	2201 Grand Manan Community School	12
	1947 Hampton High School	125
	2060 Harbour View High School	169
	1941 Kennebecasis Valley High School	253
	1928 Rothesay High School	132
	2043 Saint John High School	199
	2047 Simonds High School	158
	2310 Sir James Dunn Academy	29
	2051 St. Malachy's Memorial High School	186
	2338 St. Stephen High School	78
	1818 Sussex Regional High School	123
Anglophone West School District	2412 Cambridge-Narrows Community School	11
	2803 Canterbury High School	7
	3018 Carleton North High School	87
	0910 Central New Brunswick Academy	23
	2413 Chipman Forest Avenue School	24
	2635 Fredericton High School	503
	2909 Hartland Community School	39
	2705 Harvey High School	23
	5001 John Caldwell School	39
	2640 Leo Hayes High School	360
	2704 McAdam High School	11
	2407 Minto Memorial High School	37
	2801 Nackawic Senior High School	49
	2513 Oromocto High School	231
5401 Saint Mary's Academy	11	

**Table 15. Number of High School Graduates, School Year 2022-2023*
(continued)**

Anglophone High Schools

School District	School Number and Name	Total
Anglophone West School District	3106 Southern Victoria High School	43
	0906 Stanley Consolidated School	19
	3111 Tobique Valley High School	18
	2908 Woodstock High School	127
Anglophone Schools		4,937
Francophone Schools		1,991
Province		6,928

* Includes students who graduated after first semester (February 2023), in June 2023 and subsequent to the 2023 summer session.

**Table 15. Number of High School Graduates, School Year 2022-2023*
(continued)**

Francophone High Schools

School District	School Number and Name	Total
District scolaire francophone Nord-Est	3516 Aux quatre vents	47
	0761 Centre scolaire communautaire La fontaine	30
	0601 École Marie-Esther	91
	4156 École secondaire Népisguit	146
	0539 Polyvalente Louis-Mailloux	65
	3722 Polyvalente Roland-Pépin	70
	0760 Polyvalente W.-Arthur-Losier	145
District scolaire francophone Nord-Ouest	3325 Cité des Jeunes A.-M.-Sormany	236
	3215 École Grande-Rivière	26
	0109 École Marie-Gaétane	24
	0118 Polyvalente A.-J.-Savoie	30
	3217 Polyvalente Thomas-Albert	106
District scolaire francophone Sud	5201 Centre scolaire Samuel-de-Champlain	56
	5301 École Carrefour Beausoleil	15
	1226 École Clément-Cormier	87
	1360 École L'Odyssee	222
	1355 École Mathieu-Martin	288
	3954 École Mgr-Marcel-François-Richard	43
	3905 École Régionale de Baie-Sainte-Anne	9
	5137 École Sainte-Anne	121
	3924 Étoile de l'Acadie	19
	1331 Polyvalente Louis-J.-Robichaud	115
	Anglophone Schools	4,937
	Francophone Schools	1,991
	Province	6,928

* Includes students who graduated after first semester (February 2023), in June 2023 and subsequent to the 2023 summer session.

Table 16. Number of Schools by District and Year, September 30, 2011 to October 1st, 2023

School District	Sept. 2011	Sept. 2012	Sept. 2013	Sept. 2014	Sept. 2015	Sept. 2016	Sept. 2017	Sept. 2018	Sept. 2019	Sept. 2020	Sept. 2021	Oct. 2022	Oct. 2023
Anglophone Districts													
Anglophone East School District	38	38	37	37	37	37	37	37	38	38	38	38	38
Anglophone North School District	34	34	34	34	33	32	30	30	29	29	29	29	29
Anglophone South School District	74	74	74	74	72	72	70	70	70	69	69	69	69
Anglophone West School District	77	76	75	75	70	69	69	69	69	69	69	70	69
Francophone Districts													
District scolaire francophone Nord-Est	40	38	38	38	38	37	35	34	34	34	34	34	34
District scolaire francophone Nord-Ouest	19	19	19	19	19	19	19	19	18	18	18	18	18
District scolaire francophone Sud	35	35	36	37	38	36	36	37	37	37	37	37	38
Anglophone	223	222	220	220	212	210	206	206	206	205	205	206	205
Francophone	94	92	93	94	95	92	90	90	89	89	89	89	90
Province	317	314	313	314	307	302	296	296	295	294	294	295	295

Table 17. Enrolment by School District and Year, September 30, 2013 to October 1st, 2023

School District ¹	Sept. 2013	Sept. 2014	Sept. 2015	Sept. 2016	Sept. 2017	Sept. 2018	Sept. 2019	Sept. 2020	Sept. 2021	Oct. 2022	Oct. 2023
Anglophone Districts											
Anglophone East School District	15,568	15,496	15,477	15,624	15,661	15,924	16,401	16,153	16,766	17,977	19,254
Anglophone North School District	8,067	7,827	7,644	7,428	7,317	7,266	7,208	7,014	7,306	7,722	7,912
Anglophone South School District	23,757	23,376	23,052	22,969	23,070	22,903	23,163	22,519	22,998	23,661	24,222
Anglophone West School District	23,543	23,273	22,876	22,901	22,749	22,663	22,835	22,442	22,915	23,708	24,348
Francophone Districts											
District scolaire francophone Nord-Est	10,076	9,944	9,734	9,520	9,343	9,126	9,031	8,765	8,725	8,707	8,753
District scolaire francophone Nord-Ouest	5,521	5,457	5,415	5,335	5,303	5,218	5,145	5,044	5,002	5,054	5,030
District scolaire francophone Sud	13,389	13,533	13,714	14,065	14,312	14,795	15,182	15,326	15,535	16,105	16,962
Anglophone	70,935	69,972	69,049	68,922	68,797	68,756	69,607	68,128	69,985	73,068	75,736
Francophone	28,986	28,934	28,863	28,920	28,958	29,139	29,358	29,135	29,262	29,866	30,745
Province	99,921	98,906	97,912	97,842	97,755	97,895	98,965	97,263	99,247	102,934	106,481

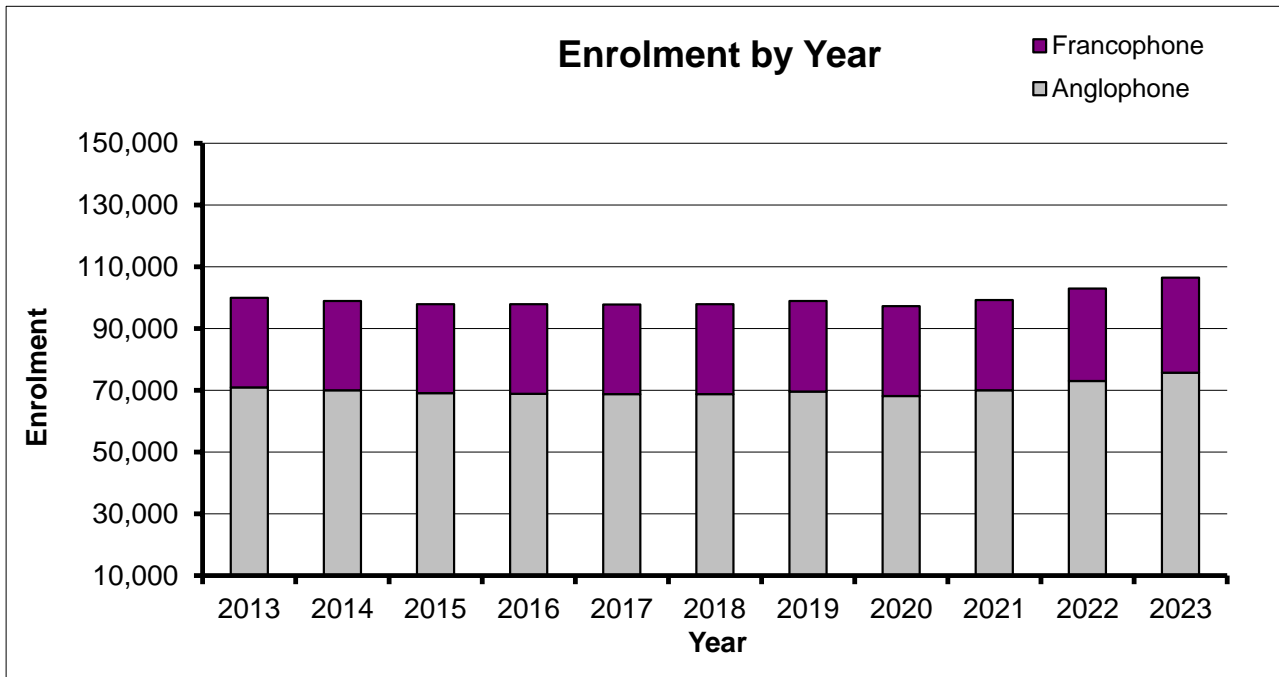


Table 17a. Enrolment in French Immersion by School District and Year, September 30, 2013 to October 1st, 2023

School District ¹	Sept. 2013	Sept. 2014	Sept. 2015	Sept. 2016	Sept. 2017	Sept. 2018	Sept. 2019	Sept. 2020	Sept. 2021	Oct. 2022	Oct. 2023
Anglophone Districts											
Anglophone East School District	5,243	5,436	5,769	5,825	6,737	7,638	7,744	7,770	7,763	7,792	7,848
Anglophone North School District	1,788	1,793	1,794	1,727	2,009	2,280	2,224	2,180	2,124	2,133	2,094
Anglophone South School District	5,909	6,062	6,249	6,423	7,156	7,722	7,701	7,613	7,397	7,303	7,262
Anglophone West School District	5,558	5,773	5,898	6,044	6,847	7,675	7,698	7,597	7,506	7,243	7,103
Total	18,498	19,064	19,710	20,019	22,749	25,315	25,367	25,160	24,790	24,471	24,307

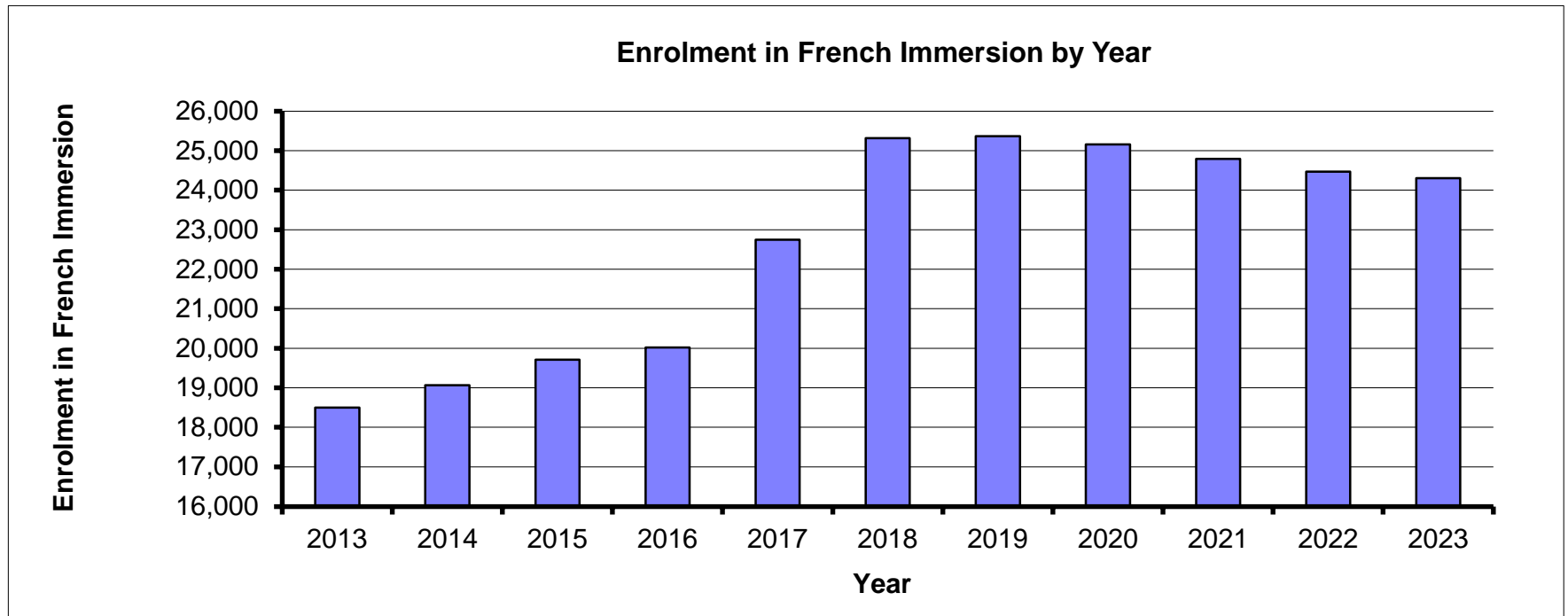


Table 18. Enrolment by Grade and Year, September 30, 2005 to October 1st, 2023

Grade	Sept. 2005	Sept. 2006	Sept. 2007	Sept. 2008	Sept. 2009	Sept. 2010	Sept. 2011	Sept. 2012	Sept. 2013	Sept. 2014	Sept. 2015	Sept. 2016	Sept. 2017	Sept. 2018	Sept. 2019	Sept. 2020	Sept. 2021	Oct. 2022	Oct. 2023
Kindergarten	7,451	7,188	7,138	7,208	6,997	7,073	7,187	7,352	7,449	7,284	7,122	7,069	7,007	7,016	7,316	6,613	6,829	7,046	7,027
01	7,807	7,565	7,307	7,243	7,326	7,116	7,096	7,272	7,347	7,512	7,301	7,295	7,163	7,138	7,169	7,314	6,915	7,290	7,497
02	7,877	7,621	7,512	7,253	7,214	7,262	7,058	6,985	7,216	7,306	7,522	7,345	7,363	7,257	7,275	7,131	7,551	7,302	7,727
03	7,961	7,811	7,576	7,533	7,269	7,253	7,279	7,040	6,970	7,242	7,279	7,621	7,433	7,449	7,362	7,214	7,346	7,899	7,731
04	7,982	7,918	7,882	7,635	7,543	7,293	7,274	7,289	7,071	6,986	7,217	7,356	7,683	7,475	7,552	7,343	7,425	7,673	8,284
05	8,511	8,017	7,994	7,934	7,705	7,607	7,318	7,275	7,250	7,065	6,987	7,295	7,443	7,750	7,602	7,486	7,528	7,858	8,029
06	8,836	8,554	8,153	8,089	7,997	7,814	7,657	7,345	7,328	7,317	7,126	7,107	7,382	7,556	7,874	7,581	7,711	7,843	8,251
07	9,052	8,871	8,639	8,269	8,104	8,043	7,857	7,694	7,399	7,345	7,296	7,157	7,184	7,460	7,670	7,815	7,776	8,004	8,168
08	9,364	9,077	8,946	8,624	8,278	8,153	8,036	7,852	7,670	7,400	7,336	7,380	7,224	7,262	7,538	7,661	7,988	8,083	8,322
09	10,326	10,136	9,774	9,558	9,263	8,824	8,576	8,518	8,265	7,990	7,712	7,641	7,648	7,549	7,618	7,668	8,168	8,642	8,749
10	10,064	9,782	9,787	9,546	9,423	9,100	8,729	8,483	8,434	8,179	7,990	7,816	7,811	7,877	7,775	7,595	7,897	8,463	8,968
11	9,954	10,082	10,012	9,951	9,711	9,525	9,319	8,967	8,733	8,702	8,442	8,197	8,083	8,008	8,125	7,674	8,101	8,543	9,000
12	9,420	9,213	9,387	9,395	9,391	9,159	9,000	8,832	8,614	8,463	8,456	8,467	8,215	8,020	7,986	8,053	7,930	8,202	8,633
Previous Graduates	215	178	181	169	173	199	193	175	175	115	126	96	116	78	103	115	82	86	95
Total K-6	56,425	54,674	53,562	52,895	52,051	51,418	50,869	50,558	50,631	50,712	50,554	51,088	51,474	51,641	52,150	50,682	51,305	52,911	54,546
Total 7-9	28,742	28,084	27,359	26,451	25,645	25,020	24,469	24,064	23,334	22,735	22,344	22,178	22,056	22,271	22,826	23,144	23,932	24,729	25,239
Total 10-12 (incl. PG)	29,653	29,255	29,367	29,061	28,698	27,983	27,241	26,457	25,956	25,459	25,014	24,576	24,225	23,983	23,989	23,437	24,010	25,294	26,696
Total Enrolment	114,820	112,013	110,288	108,407	106,394	104,421	102,579	101,079	99,921	98,906	97,912	97,842	97,755	97,895	98,965	97,263	99,247	102,934	106,481

Table 18. Enrolment by Grade and Year, September 30, 2005 to October 1st, 2023 (continued)

Anglophone School Districts

Grade	Sept. 2005	Sept. 2006	Sept. 2007	Sept. 2008	Sept. 2009	Sept. 2010	Sept. 2011	Sept. 2012	Sept. 2013	Sept. 2014	Sept. 2015	Sept. 2016	Sept. 2017	Sept. 2018	Sept. 2019	Sept. 2020	Sept. 2021	Oct. 2022	Oct. 2023
Kindergarten	5,257	5,036	4,966	4,984	4,892	4,918	4,938	5,111	5,048	5,027	4,868	4,820	4,771	4,795	5,061	4,534	4,702	4,878	4,853
01	5,440	5,291	5,066	4,976	5,029	4,935	4,897	4,958	5,066	5,063	4,999	4,996	4,895	4,858	4,926	5,060	4,798	5,072	5,216
02	5,546	5,351	5,292	5,084	5,001	5,017	4,935	4,858	4,913	5,055	5,088	5,042	5,064	4,991	4,994	4,871	5,254	5,109	5,393
03	5,652	5,516	5,321	5,293	5,097	5,038	5,043	4,940	4,869	4,947	5,048	5,183	5,119	5,137	5,077	4,938	5,062	5,539	5,410
04	5,818	5,643	5,585	5,387	5,291	5,127	5,072	5,056	4,975	4,866	4,933	5,109	5,247	5,149	5,222	5,049	5,150	5,342	5,849
05	5,970	5,849	5,717	5,630	5,442	5,353	5,147	5,087	5,022	4,969	4,860	5,008	5,187	5,295	5,261	5,163	5,213	5,508	5,621
06	6,304	6,010	5,980	5,802	5,697	5,552	5,409	5,185	5,136	5,102	5,046	4,987	5,093	5,286	5,394	5,255	5,382	5,504	5,812
07	6,445	6,341	6,117	6,071	5,825	5,745	5,611	5,460	5,230	5,150	5,083	5,060	5,055	5,162	5,393	5,367	5,444	5,643	5,762
08	6,599	6,496	6,431	6,129	6,072	5,854	5,727	5,607	5,459	5,248	5,140	5,157	5,138	5,124	5,247	5,388	5,525	5,742	5,900
09	7,275	7,242	7,091	6,951	6,640	6,577	6,284	6,246	6,042	5,817	5,576	5,470	5,459	5,474	5,504	5,412	5,905	6,176	6,352
10	7,186	6,903	6,984	6,978	6,869	6,536	6,492	6,173	6,163	5,963	5,845	5,696	5,633	5,684	5,676	5,489	5,638	6,226	6,494
11	7,095	7,225	7,091	7,136	7,132	6,998	6,803	6,719	6,414	6,434	6,198	6,071	5,981	5,864	5,968	5,616	6,003	6,255	6,731
12	6,609	6,614	6,776	6,737	6,864	6,761	6,594	6,404	6,449	6,233	6,258	6,237	6,064	5,873	5,794	5,899	5,846	6,009	6,265
Previous Graduates	164	143	146	130	123	168	172	151	149	98	107	86	91	64	90	87	63	65	78
Total K-6	39,987	38,696	37,927	37,156	36,449	35,940	35,441	35,195	35,029	35,029	34,842	35,145	35,376	35,511	35,935	34,870	35,561	36,952	38,154
Total 7-9	20,319	20,079	19,639	19,151	18,537	18,176	17,622	17,313	16,731	16,215	15,799	15,687	15,652	15,760	16,144	16,167	16,874	17,561	18,014
Total 10-12 (incl. PG)	21,054	20,885	20,997	20,981	20,988	20,463	20,061	19,447	19,175	18,728	18,408	18,090	17,769	17,485	17,528	17,091	17,550	18,555	19,568
Total Enrolment	81,360	79,660	78,563	77,288	75,974	74,579	73,124	71,955	70,935	69,972	69,049	68,922	68,797	68,756	69,607	68,128	69,985	73,068	75,736

Table 18. Enrolment by Grade and Year, September 30, 2005 to October 1st, 2023 (continued)
Francophone School Districts

Grade	Sept. 2005	Sept. 2006	Sept. 2007	Sept. 2008	Sept. 2009	Sept. 2010	Sept. 2011	Sept. 2012	Sept. 2013	Sept. 2014	Sept. 2015	Sept. 2016	Sept. 2017	Sept. 2018	Sept. 2019	Sept. 2020	Sept. 2021	Oct. 2022	Oct. 2023
Kindergarten	2,194	2,152	2,172	2,224	2,105	2,155	2,249	2,241	2,401	2,257	2,254	2,249	2,236	2,221	2,255	2,079	2,127	2,168	2,174
01	2,367	2,274	2,241	2,267	2,297	2,181	2,199	2,314	2,281	2,449	2,302	2,299	2,268	2,280	2,243	2,254	2,117	2,218	2,281
02	2,331	2,270	2,220	2,169	2,213	2,245	2,123	2,127	2,303	2,251	2,434	2,303	2,299	2,266	2,281	2,260	2,297	2,193	2,334
03	2,309	2,295	2,255	2,240	2,172	2,215	2,236	2,100	2,101	2,295	2,231	2,438	2,314	2,312	2,285	2,276	2,284	2,360	2,321
04	2,164	2,275	2,297	2,248	2,252	2,166	2,202	2,233	2,096	2,120	2,284	2,247	2,436	2,326	2,330	2,294	2,275	2,331	2,435
05	2,541	2,168	2,277	2,304	2,263	2,254	2,171	2,188	2,228	2,096	2,127	2,287	2,256	2,455	2,341	2,323	2,315	2,350	2,408
06	2,532	2,544	2,173	2,287	2,300	2,262	2,248	2,160	2,192	2,215	2,080	2,120	2,289	2,270	2,480	2,326	2,329	2,339	2,439
07	2,607	2,530	2,522	2,198	2,279	2,298	2,246	2,234	2,169	2,195	2,213	2,097	2,129	2,298	2,277	2,448	2,332	2,361	2,406
08	2,765	2,581	2,515	2,495	2,206	2,299	2,309	2,245	2,211	2,152	2,196	2,223	2,086	2,138	2,291	2,273	2,463	2,341	2,422
09	3,051	2,894	2,683	2,607	2,623	2,247	2,292	2,272	2,223	2,173	2,136	2,171	2,189	2,075	2,114	2,256	2,263	2,466	2,397
10	2,878	2,879	2,803	2,568	2,554	2,564	2,237	2,310	2,271	2,216	2,145	2,120	2,178	2,193	2,099	2,106	2,259	2,237	2,474
11	2,859	2,857	2,921	2,815	2,579	2,527	2,516	2,248	2,319	2,268	2,244	2,126	2,102	2,144	2,157	2,058	2,098	2,288	2,269
12	2,811	2,599	2,611	2,658	2,527	2,398	2,406	2,428	2,165	2,230	2,198	2,230	2,151	2,147	2,192	2,154	2,084	2,193	2,368
Previous Graduates	51	35	35	39	50	31	21	24	26	17	19	10	25	14	13	28	19	21	17
Total K-6	16,438	15,978	15,635	15,739	15,602	15,478	15,428	15,363	15,602	15,683	15,712	15,943	16,098	16,130	16,215	15,812	15,744	15,959	16,392
Total 7-9	8,423	8,005	7,720	7,300	7,108	6,844	6,847	6,751	6,603	6,520	6,545	6,491	6,404	6,511	6,682	6,977	7,058	7,168	7,225
Total 10-12 (incl. PG)	8,599	8,370	8,370	8,080	7,710	7,520	7,180	7,010	6,781	6,731	6,606	6,486	6,456	6,498	6,461	6,346	6,460	6,739	7,128
Total Enrolment	33,460	32,353	31,725	31,119	30,420	29,842	29,455	29,124	28,986	28,934	28,863	28,920	28,958	29,139	29,358	29,135	29,262	29,866	30,745

Table 18a. Enrolment in French Immersion by Grade and Year, September 30, 2009 to October 1st, 2023

Grade	Sept. 2009	Sept. 2010	Sept. 2011	Sept. 2012	Sept. 2013	Sept. 2014	Sept. 2015	Sept. 2016	Sept. 2017	Sept. 2018	Sept. 2019	Sept. 2020	Sept. 2021	Oct. 2022	Oct. 2023
Kindergarten	-	-	-	-	-	-	-	-	-	-	-	-	-	-	-
01	-	-	-	-	-	-	-	-	1,943	2,125	2,184	2,170	2,071	1,980	2,032
02	-	-	-	-	-	-	-	-	-	1,860	2,036	2,028	2,059	1,946	1,935
03	1,336	1,562	1,738	1,804	1,938	1,972	2,120	2,227	2,281	2,272	1,776	1,918	1,898	1,953	1,811
04	1,287	1,296	1,464	1,617	1,683	1,836	1,867	1,985	2,109	2,148	2,147	1,695	1,833	1,828	1,870
05	1,256	1,274	1,267	1,407	1,550	1,617	1,765	1,804	1,918	2,022	2,064	2,013	1,637	1,794	1,778
06	2,438	2,325	2,272	2,314	2,304	2,404	2,371	2,424	2,583	2,688	2,693	2,607	2,490	2,269	2,409
07	2,137	2,272	2,202	2,167	2,202	2,197	2,286	2,270	2,367	2,466	2,574	2,540	2,512	2,359	2,197
08	2,143	2,074	2,174	2,125	2,093	2,148	2,131	2,226	2,193	2,271	2,366	2,472	2,459	2,428	2,257
09	1,944	1,984	1,937	2,020	2,005	1,982	2,040	2,030	2,114	2,077	2,134	2,216	2,278	2,227	2,191
10	1,811	1,769	1,763	1,764	1,832	1,835	1,850	1,918	1,896	1,973	1,916	1,974	1,992	2,066	2,085
11	1,634	1,626	1,602	1,576	1,553	1,724	1,679	1,642	1,792	1,764	1,853	1,790	1,840	1,866	1,935
12	1,246	1,272	1,261	1,317	1,338	1,349	1,601	1,493	1,553	1,649	1,624	1,737	1,721	1,755	1,807
Total K-5	3,879	4,132	4,469	4,828	5,171	5,425	5,752	6,016	8,251	10,427	10,207	9,824	9,498	9,501	9,426
Total 6-8	6,718	6,671	6,648	6,606	6,599	6,749	6,788	6,920	7,143	7,425	7,633	7,619	7,461	7,056	6,863
Total 9-12	6,635	6,651	6,563	6,677	6,728	6,890	7,170	7,083	7,355	7,463	7,527	7,717	7,831	7,914	8,018
Total Enrolment	17,232	17,454	17,680	18,111	18,498	19,064	19,710	20,019	22,749	25,315	25,367	25,160	24,790	24,471	24,307

Table 19. Combined Classes by School District and Year, September 30, 2013 to October 1st, 2023

School District ¹	Sept. 2013	Sept. 2014	Sept. 2015	Sept. 2016	Sept. 2017	Sept. 2018	Sept. 2019	Sept. 2020	Sept. 2021	Oct. 2022	Oct. 2023
Anglophone Districts											
Anglophone East School District	65	73	71	75	85	80	73	97	90	99	90
Anglophone North School District	32	35	43	51	54	55	64	69	66	80	68
Anglophone South School District	107	122	110	115	103	96	104	120	112	100	121
Anglophone West School District	106	117	124	114	102	104	119	123	117	109	92
Francophone Districts											
District scolaire francophone Nord-Est	16	17	19	18	12	11	20	48	29	30	20
District scolaire francophone Nord-Ouest	4	5	6	10	7	10	10	63	18	11	10
District scolaire francophone Sud	13	15	24	25	18	16	19	51	21	20	17
Anglophone	310	347	348	355	344	335	360	409	385	388	371
Francophone	33	37	49	53	37	37	49	162	68	61	47
Province	343	384	397	408	381	372	409	571	453	449	418

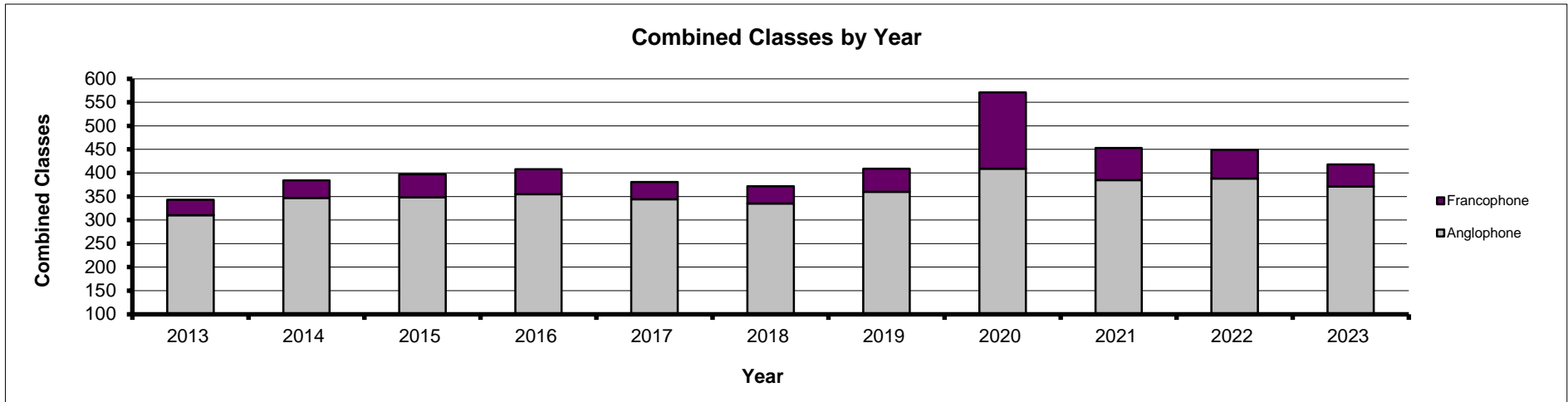


Table 20. Educators and Pupil/Educator Ratio by School District and Year, September 30, 2016 to October 1st, 2023

School District	Educators (in full-time equivalence)								Pupil Educator Ratio							
	2016	2017	2018	2019	2020	2021	2022	2023	2016	2017	2018	2019	2020	2021	2022	2023
Anglophone Districts																
Anglophone East School District	1,147.5	1,178.2	1,211.9	1,242.2	1,269.2	1,261.3	1,358.4	1,502.3	13.6	13.3	13.1	13.2	12.7	13.3	13.2	12.8
Anglophone North School District	626.1	652.7	674.8	666.5	681.3	701.3	718.0	753.3	11.9	11.2	10.8	10.8	10.3	10.4	10.8	10.5
Anglophone South School District	1,670.8	1,685.5	1,763.5	1,773.3	1,792.0	1,747.7	1,796.1	1,862.4	13.7	13.7	13.0	13.1	12.6	13.2	13.2	13.0
Anglophone West School District	1,698.4	1,727.3	1,763.2	1,767.5	1,802.2	1,777.5	1,839.0	1,925.7	13.5	13.2	12.9	12.9	12.5	12.9	12.9	12.6
Francophone Districts																
District scolaire francophone Nord-Est	777.3	784.1	773.0	746.2	750.8	723.9	728.2	726.8	12.2	11.9	11.8	12.1	11.7	12.1	12.0	12.0
District scolaire francophone Nord-Ouest	424.5	420.6	430.1	425.2	437.4	428.0	425.5	428.3	12.6	12.6	12.1	12.1	11.5	11.7	11.9	11.7
District scolaire francophone Sud	1,037.9	1,071.3	1,113.8	1,167.9	1,228.3	1,188.4	1,252.8	1,300.8	13.6	13.4	13.3	13.0	12.5	13.1	12.9	13.0
Anglophone	5,142.8	5,243.7	5,413.2	5,449.4	5,544.7	5,487.8	5,711.5	6,043.7	13.4	13.1	12.7	12.8	12.3	12.8	12.8	12.5
Francophone	2,239.7	2,275.9	2,316.9	2,339.2	2,416.5	2,340.3	2,406.4	2,455.8	12.9	12.7	12.6	12.6	12.1	12.5	12.4	12.5
Province	7,382.5	7,519.6	7,730.1	7,788.6	7,961.1	7,828.1	8,117.9	8,499.6	13.3	13.0	12.7	12.7	12.2	12.7	12.7	12.5

Table 21. Enrolment and School Level Educators, October 1st, 2023

School	Grade	Pupil	School Level
District School Number and Name	Levels	Enrolment	Educators
Anglophone East School District			
1572 Arnold H. McLeod School	K, 01 - 05	397	26.5
1503 Beaverbrook School	K, 01 - 08	278	24.4
1569 Bernice MacNaughton High School	09 - 12	951	72.8
1504 Bessborough School	K, 01 - 08	579	37.5
1505 Birchmount School	K, 01 - 08	583	44.0
1702 Caledonia Regional High School	06 - 12	276	23.5
1567 Claude D. Taylor School	K, 01 - 05	223	18.0
1401 Dorchester Consolidated School	K, 01 - 08	106	16.1
1573 Edith Cavell School	K, 01 - 08	409	40.7
1576 Evergreen Park School	K, 01 - 05	660	43.2
1514 Forest Glen School	K, 01 - 04	366	27.0
1550 Frank L. Bowser School	K, 01 - 05	351	24.4
1517 Harrison Trimble High School	09 - 12	1,480	89.0
1602 Havelock School	K, 01 - 05	83	7.7
1519 Hillcrest School	K, 01 - 08	126	18.4
1703 Hillsborough Elementary School	K, 01 - 05	128	10.3
1571 Lewisville Middle School	06 - 08	561	35.4
1574 Lou MacNarin School	K, 01 - 05	768	66.3
1528 Magnetic Hill School	K, 01 - 08	442	30.1
1579 Maplehurst Middle School	06 - 08	786	50.6
1402 Marshview Middle School	05 - 08	323	21.0
1539 Moncton High School	09 - 12	1,572	94.3
1541 Mountain View School	K, 01 - 05	122	9.3
1577 Northrop Frye School	K, 01 - 05	869	56.4
1604 Petitcodiac Regional School	K, 01 - 12	717	54.5
1416 Port Elgin Regional School	K, 01 - 08	184	15.8
1547 Queen Elizabeth School	K, 01 - 08	455	35.0
1704 Riverside Consolidated School	K, 01 - 05	52	6.8
1578 Riverview East School	K, 01 - 05	500	34.1
1570 Riverview High School	09 - 12	1,139	69.5
1549 Riverview Middle School	06 - 08	778	85.0
1417 Salem Elementary School	K, 01 - 04	360	26.3
1607 Salisbury Elementary School	K, 01 - 04	331	25.3
1610 Salisbury Regional School	05 - 12	613	43.4
1553 Shediac Cape School	K, 01 - 08	514	60.2
1559 Sunny Brae Middle School	05 - 08	355	46.1
1411 Tantramar Regional High School	09 - 12	498	37.0
1551 West Riverview School	K, 01 - 05	319	24.5
Total - Anglophone East School District		19,254	1,450.3

District based educators

32.0

Table 21. Enrolment and School Level Educators, October 1st, 2023 (continued)

School District	School Number and Name	Grade Levels	Pupil Enrolment	School Level Educators
Anglophone North School District				
	4201 Bathurst High School	09 - 12	514	41.5
	0843 Blackville School	K, 01 - 12	330	28.0
	4055 Bonar Law Memorial School	09 - 12	477	38.5
	3806 Campbellton Middle School	05 - 08	168	15.0
	3615 Dalhousie Regional High School	06 - 12	307	26.0
	1025 Dr. Losier Middle School	06 - 08	260	23.0
	4056 Eleanor W. Graham Middle School	06 - 08	188	17.0
	0858 Gretna Green School	K, 01 - 08	358	27.0
	4010 Harcourt School	K, 01 - 05	15	3.0
	3601 Jacquet River School	K, 01 - 08	70	9.8
	1020 James M. Hill Memorial High School	09 - 12	641	49.5
	4259 Janeville Elementary School	K, 01 - 05	35	4.5
	1026 King Street Elementary School	K, 01 - 05	484	35.5
	3613 L.E. Reinsborough School	K, 01 - 05	186	14.6
	3803 Lord Beaverbrook School	K, 01 - 04	231	20.0
	0860 Max Aitken Academy	K, 01 - 08	579	48.5
	0839 Millerton Elementary & Junior High School	K, 01 - 08	90	9.5
	1013 Miramichi Rural School	K, 01 - 08	68	11.2
	0811 Miramichi Valley High School	09 - 12	608	53.5
	1014 Napan Elementary School	K, 01 - 05	38	6.8
	1017 Nelson Rural School	K, 01 - 08	303	28.0
	0859 North & South Esk Elementary School	K, 01 - 06	152	17.0
	0825 North & South Esk Regional High School	07 - 12	186	22.4
	4260 Parkwood Heights Elementary School	K, 01 - 05	295	25.0
	4017 Rexton Elementary School	K, 01 - 05	300	26.0
	3823 Sugarloaf Senior High School	09 - 12	353	28.5
	4207 Superior Middle School	06 - 08	292	21.0
	0802 Tabusintac Community School	K, 01 - 08	97	8.5
	4261 Terry Fox Elementary School	K, 01 - 05	287	25.0
Total - Anglophone North School District			7,912	683.8

District based educators

51.5

Table 21. Enrolment and School Level Educators, October 1st, 2023 (continued)

School	Grade	Pupil	School Level
District School Number and Name	Levels	Enrolment	Educators
Anglophone South School District			
1801 Apohaqui Elementary School	K, 01 - 05	97	8.8
2101 Back Bay Elementary School	K, 01 - 05	44	5.3
2003 Barnhill Memorial School	06 - 08	336	21.8
2066 Bayside Middle School	06 - 08	634	39.4
2004 Bayview School	K, 01 - 05	218	16.0
2005 Beaconsfield Middle School	06 - 08	270	18.0
1938 Belleisle Elementary School	K, 01 - 05	143	10.4
1945 Belleisle Regional High School	06 - 12	189	20.7
2103 Blacks Harbour School	K, 01 - 05	152	14.5
2301 Campobello Island Consolidated School	K, 01 - 12	120	13.5
2007 Centennial School	K, 01 - 05	247	24.4
2008 Champlain Heights School	K, 01 - 05	366	26.8
1948 Chris Saunders Memorial Elementary School	K, 01 - 05	285	19.6
2104 Deer Island Community School	K, 01 - 08	47	4.8
1940 Dr. A. T. Leatherbarrow Primary School	K, 01 - 02	209	17.9
1930 Fairvale Elementary School	K, 01 - 05	351	28.2
2013 Forest Hills School	K, 01 - 08	669	51.5
2111 Fundy Middle and High School	06 - 12	587	41.1
2074 Fundy Shores School	K, 01 - 05	78	7.2
2014 Glen Falls School	K, 01 - 05	127	15.0
2068 Grand Bay Primary School	K, 01 - 02	110	9.6
2201 Grand Manan Community School	K, 01 - 12	392	29.4
1944 Hammond River Valley Elementary School	K, 01 - 05	167	13.5
1939 Hampton Elementary School	03 - 05	281	19.6
1947 Hampton High School	09 - 12	634	42.0
1921 Hampton Middle School	06 - 08	372	22.7
2060 Harbour View High School	09 - 12	1,021	66.3
1929 Harry Miller Middle School	06 - 08	332	22.0
2020 Hazen-White-St. Francis School	K, 01 - 05	147	16.7
2016 Inglewood School	03 - 05	114	7.2
2070 Island View School	K, 01 - 05	383	27.2
1931 Kennebecasis Park Elementary School	K, 01 - 05	163	12.1
1941 Kennebecasis Valley High School	09 - 12	1,120	69.0
1943 Lakefield Elementary School	K, 01 - 05	355	27.6
2028 Lakewood Heights School	K, 01 - 05	258	21.2
2302 Lawrence Station Elementary School	K, 01 - 05	28	3.3
2030 Loch Lomond School	K, 01 - 05	284	22.0
2059 M. Gerald Teed Memorial School	K, 01 - 02	222	18.7
1925 Macdonald Consolidated School	K, 01 - 08	244	18.7
2065 Millidgeville North School	03 - 08	601	38.6
2339 Milltown Elementary School	K, 01 - 05	181	14.3
1811 Norton Elementary School	K, 01 - 05	100	8.4
2039 Prince Charles School	K, 01 - 08	203	19.8

Table 21. Enrolment and School Level Educators, October 1st, 2023 (continued)

School District	School Number and Name	Grade Levels	Pupil Enrolment	School Level Educators
Anglophone South School District				
2041	Princess Elizabeth School	K, 01 - 08	543	43.1
1932	Quispamsis Elementary School	K, 01 - 05	363	27.9
1946	Quispamsis Middle School	06 - 08	511	32.7
2072	River Valley Middle School	06 - 08	300	18.3
1927	Rothesay Elementary School	K, 01 - 05	464	30.6
1928	Rothesay High School	09 - 12	539	37.6
1942	Rothesay Park School	06 - 08	176	11.8
2043	Saint John High School	09 - 12	1,073	70.0
2057	Saint Rose School	K, 01 - 05	257	20.0
2075	Seaside Park Elementary School	K, 01 - 05	527	40.4
2047	Simonds High School	09 - 12	992	65.3
2310	Sir James Dunn Academy	06 - 12	170	16.5
2110	St. George Elementary School	K, 01 - 05	241	20.1
2067	St. John the Baptist/King Edward School	K, 01 - 08	271	23.0
2051	St. Malachy's Memorial High School	09 - 12	1,066	71.3
2052	St. Martins School	K, 01 - 05	70	6.7
2336	St. Stephen Elementary School	K, 01 - 05	446	32.7
2338	St. Stephen High School	09 - 12	547	38.1
2337	St. Stephen Middle School	06 - 08	398	26.2
1819	Sussex Corner Elementary School	K, 01 - 05	277	23.5
1817	Sussex Elementary School	K, 01 - 05	440	36.1
1820	Sussex Middle School	06 - 08	533	34.4
1818	Sussex Regional High School	09 - 12	734	50.5
2311	Vincent Massey Elementary School	K, 01 - 05	119	11.2
2062	Westfield School	K, 01 - 05	284	21.9
2206	White Head Elementary School	K, 01 - 04	0	0.0
Total - Anglophone South School District			24,222	1,764.5

District based educators

66.9

Table 21. Enrolment and School Level Educators, October 1st, 2023 (continued)

School District	School Number and Name	Grade Levels	Pupil Enrolment	School Level Educators
Anglophone West School District				
3107	Andover Elementary School	K, 01 - 05	264	21.0
2506	Assiniboine Avenue Elementary School	K, 01 - 02	242	21.0
2602	Barkers Point Elementary School	K, 01 - 05	296	24.0
3001	Bath Community School	K, 01 - 08	126	13.5
2641	Bliss Carman Middle School	06 - 08	623	38.5
3004	Bristol Elementary School	K, 01 - 05	92	8.1
2501	Burton Elementary School	K, 01 - 02	41	4.5
2412	Cambridge-Narrows Community School	K, 01 - 12	211	21.0
2803	Canterbury High School	K, 01 - 12	128	14.6
3018	Carleton North High School	09 - 12	445	31.1
0910	Central New Brunswick Academy	06 - 12	208	18.3
3005	Centreville Community School	K, 01 - 08	205	16.8
2404	Chipman Elementary School	K, 01 - 05	125	10.1
2413	Chipman Forest Avenue School	06 - 12	175	15.5
2604	Connaught Street School	K, 01 - 05	386	30.9
2605	Devon Middle School	06 - 08	598	41.7
0901	Doaktown Elementary School	K, 01 - 05	66	7.6
3122	Donald Fraser Memorial School	K, 01 - 05	131	11.9
3009	Florenceville Elementary School	K, 01 - 05	197	15.5
3008	Florenceville Middle School	06 - 08	159	12.3
2608	Forest Hill Elementary School	K, 01	138	10.8
2635	Fredericton High School	09 - 12	2,221	140.9
2522	Gagetown School	K, 01 - 08	112	10.9
2609	Garden Creek School	K, 01 - 05	319	23.8
2503	Geary Elementary Community School	K, 01 - 05	155	13.5
2619	George Street Middle School	06 - 08	681	45.7
2508	Gesner Street Elementary School	K, 01 - 02	238	20.1
2642	Gibson-Neill Memorial Elementary School	K, 01 - 05	687	50.1
2643	Hanwell Park Academy	K, 01 - 08	557	39.8
2511	Harold Peterson Middle School	06 - 08	377	24.2
2909	Hartland Community School	K, 01 - 12	535	39.3
2701	Harvey Elementary School	K, 01 - 05	207	15.6
2705	Harvey High School	06 - 12	233	20.6
2509	Hubbard Elementary School	03 - 05	314	21.6
5001	John Caldwell School	K, 01 - 12	549	41.0
2611	Keswick Ridge School	K, 01 - 08	197	16.8
2807	Keswick Valley Memorial School	K, 01 - 08	193	15.9
2614	Kingsclear Community School	K, 01 - 05	68	7.8
2640	Leo Hayes High School	09 - 12	1,697	110.5
2504	Lincoln Elementary Community School	K, 01 - 05	159	13.3
2634	Liverpool Street Elementary School	02 - 05	317	22.8
2703	McAdam Elementary School	K, 01 - 05	80	7.3
2704	McAdam High School	06 - 12	85	9.8

Table 21. Enrolment and School Level Educators, October 1st, 2023 (continued)

School	Grade	Pupil	School Level
District School Number and Name	Levels	Enrolment	Educators
Anglophone West School District			
2910 Meduxnekeag Consolidated School	K, 01 - 08	667	47.8
2411 Minto Elementary Middle School	K, 01 - 08	342	28.0
2407 Minto Memorial High School	09 - 12	181	16.0
2633 Montgomery Street Elementary School	K, 01 - 05	258	21.9
2802 Nackawic Elementary School	K, 01 - 05	213	18.0
2811 Nackawic Middle School	06 - 08	119	10.2
2801 Nackawic Senior High School	09 - 12	278	20.8
2620 Nashwaak Valley School	K, 01 - 05	103	10.6
2621 Nashwaaksis Memorial School	K, 01 - 05	425	30.7
2636 Nashwaaksis Middle School	06 - 08	673	42.8
2639 New Maryland Elementary School	K, 01 - 05	543	35.6
2513 Oromocto High School	09 - 12	1,143	76.5
2623 Park Street Elementary School	K, 01 - 05	359	27.4
3105 Perth-Andover Middle School	06 - 08	189	15.0
2624 Priestman Street Elementary School	K, 01 - 05	338	27.4
2512 Ridgeview Middle School	06 - 08	384	26.7
2638 Royal Road Elementary School	K, 01 - 05	323	25.9
5401 Saint Mary's Academy	K, 01 - 12	335	28.5
3106 Southern Victoria High School	09 - 12	308	25.0
0906 Stanley Consolidated School	K, 01 - 12	245	20.3
2510 Summerhill Street Elementary School	03 - 05	261	18.0
2505 Sunbury West School	K, 01 - 08	245	18.6
3111 Tobique Valley High School	06 - 12	146	13.0
2911 Townsview School	K, 01 - 08	667	46.0
0905 Upper Miramichi Elementary School	K, 01 - 05	93	8.9
2908 Woodstock High School	09 - 12	673	45.5
Total - Anglophone West School District		24,348	1,805.0

District based educators

89.7

Table 21. Enrolment and School Level Educators, October 1st, 2023 (continued)

School	Grade	Pupil	School Level
District School Number and Name	Levels	Enrolment	Educators
District scolaire francophone Nord-Est			
4109 Académie Assomption	K, 01 - 05	57	7.5
3511 Académie Notre-Dame	K, 01 - 08	168	14.2
3516 Aux quatre vents	09 - 12	220	18.5
4157 Carrefour Étudiant	K, 01 - 08	215	15.9
0761 Centre scolaire communautaire La fontaine	K, 01 - 12	399	33.9
4161 Cité de l'Amitié	K, 01 - 05	341	26.6
0714 École La Passerelle	K, 01 - 08	195	16.5
0702 École La Relève-de-Saint-Isidore	K, 01 - 08	163	14.2
0719 École La Ruche	K, 01 - 05	309	22.8
0725 École La Source	K, 01 - 08	344	26.9
0762 École La Villa des Amis	K, 01 - 08	147	11.6
0609 École La-Rivière	K, 01 - 08	90	9.5
0720 École Le Tremplin	06 - 08	166	10.4
0503 École Léandre-LeGresley	K, 01 - 08	136	12.4
0627 École L'Envolée	K, 01 - 08	407	27.2
0513 École L'Escalade-des-Jeunes	K, 01 - 08	72	7.4
0625 École L'Étincelle	K, 01 - 08	127	12.4
0540 École Marguerite-Bourgeois	K, 01 - 08	350	25.8
0601 École Marie-Esther	09 - 12	407	29.6
0752 École René-Chouinard	K, 01 - 08	68	8.7
4156 École secondaire Népisiguit	09 - 12	789	53.9
0604 École Soeur-Saint-Alexandre	K, 01 - 08	226	18.0
0541 École Terre des Jeunes	K, 01 - 08	216	18.0
0504 École Univers Jeunesse	K, 01 - 08	76	6.5
4143 François-Xavier-Daigle	K, 01 - 08	85	8.8
4125 La Croisée	K, 01 - 08	215	18.0
3517 La Mosaïque du Nord	K, 01 - 08	274	22.2
4158 Le Domaine Étudiant	04 - 08	220	14.6
3724 Le Galion des Appalaches	K, 01 - 08	573	40.5
4114 Le Tournesol	K, 01 - 03	160	11.9
4159 Place-des-Jeunes	06 - 08	191	11.7
0539 Polyvalente Louis-Mailloux	09 - 12	426	31.3
3722 Polyvalente Roland-Pépin	09 - 12	276	21.0
0760 Polyvalente W.-Arthur-Losier	09 - 12	645	44.5
Total - District scolaire francophone Nord-Est		8,753	672.8

District based educators

40.0

Table 21. Enrolment and School Level Educators, October 1st, 2023 (continued)

School	Grade	Pupil	School Level
District School Number and Name	Levels	Enrolment	Educators
District scolaire francophone Nord-Ouest			
3329 Carrefour de la Jeunesse	K, 01 - 08	384	30.4
3327 Centre d'apprentissage du Haut-Madawaska	K, 01 - 08	178	15.4
3325 Cité des Jeunes A.-M.-Sormany	09 - 12	967	64.9
3326 École communautaire Ernest-Lang	K, 01 - 08	72	8.5
3316 École communautaire Saint-Joseph	K, 01 - 08	75	9.3
3215 École Grande-Rivière	K, 01 - 12	241	23.3
0109 École Marie-Gaétane	K, 01 - 12	303	29.0
3205 École Mgr-Lang	K, 01 - 06	172	12.6
0101 École Mgr-Martin	K, 01 - 06	267	21.4
3320 École Mgr-Matthieu-Mazerolle	K, 01 - 08	107	10.6
3309 École Notre-Dame	K, 01 - 08	385	30.4
3317 École Régionale Saint-Basile	K, 01 - 08	291	26.1
3321 École Régionale Sainte-Anne	K, 01 - 08	130	13.0
3314 École Saint-Jacques	K, 01 - 08	267	20.3
3218 Élémentaire Sacré-Coeur	K, 01 - 06	282	23.8
0118 Polyvalente A.-J.-Savoie	07 - 12	226	19.8
3217 Polyvalente Thomas-Albert	07 - 12	552	38.4
3211 Régionale-de-Saint-André	K, 01 - 06	131	12.0
Total - District scolaire francophone Nord-Ouest		5,030	409.3

District based educators

4.0

Table 21. Enrolment and School Level Educators, October 1st, 2023 (continued)

School	Grade	Pupil	School Level
District School Number and Name	Levels	Enrolment	Educators
District scolaire francophone Sud			
5201 Centre scolaire Samuel-de-Champlain	K, 01 - 12	839	66.0
1340 École Abbey-Landry	K, 01 - 08	408	27.7
1348 École Amirault	K, 01 - 02	227	18.6
1357 École Anna-Malenfant	K, 01 - 05	640	41.1
1364 École Antonine-Maillet	06 - 08	623	35.8
5107 École Arc-en-ciel	K, 01 - 08	348	26.2
1206 École Blanche-Bourgeois	K, 01 - 08	203	16.8
1215 École Calixte-F.-Savoie	K, 01 - 08	81	9.3
1227 École Camille-Vautour	K, 01 - 08	173	14.7
5301 École Carrefour Beausoleil	K, 01 - 12	287	28.6
1361 École Carrefour de l'Acadie	06 - 08	273	17.8
1334 École Champlain	K, 01 - 08	754	53.3
1365 École Claudette-Bradshaw	K, 01 - 05	589	40.8
1226 École Clément-Cormier	09 - 12	469	34.4
5138 École des Bâtisseurs	K, 01 - 05	479	35.0
5202 École des Pionniers	K, 01 - 05	199	15.5
1356 École Donat-Robichaud	K, 01 - 08	291	27.0
1202 École Dr-Marguerite-Michaud	K, 01 - 08	239	19.8
1358 École Grande-Digue	K, 01 - 08	240	18.4
1363 École Le Marais	03 - 05	245	16.2
1359 École Le Mascaret	06 - 08	632	38.9
1362 École Le Sommet	K, 01 - 08	651	44.4
5139 École Les Éclaireurs	K, 01 - 08	543	43.3
1360 École L'Odyssée	09 - 12	1,238	84.4
1355 École Mathieu-Martin	09 - 12	1,379	89.9
1315 École Mgr-François-Bourgeois	K, 01 - 08	522	35.9
3954 École Mgr-Marcel-François-Richard	K, 01 - 12	381	32.8
1228 École Mont Carmel	K, 01 - 08	157	14.4
1213 École Notre-Dame	K, 01 - 08	121	13.3
1317 École Père-Edgar-T.-LeBlanc	K, 01 - 08	374	26.4
3905 École Régionale de Baie-Sainte-Anne	K, 01 - 12	76	14.2
5137 École Sainte-Anne	06 - 12	844	59.6
1349 École Sainte-Bernadette	K, 01 - 05	353	27.8
1335 École Sainte-Thérèse	K, 01 - 05	438	31.6
1350 École Saint-Henri	K, 01 - 05	476	36.3
3955 École Soleil Levant	K, 01 - 08	250	22.6
3924 Étoile de l'Acadie	K, 01 - 12	257	24.4
1331 Polyvalente Louis-J.-Robichaud	09 - 12	663	47.9
Total - District scolaire francophone Sud		16,962	1,250.8

District based educators

37.0

Table 22. Enrolment by School by Grade, October 1st, 2023

School District	School Number and Name	Total	Grade												Prev. Grads	
			K	01	02	03	04	05	06	07	08	09	10	11		12
Anglophone East School District																
1572	Arnold H. McLeod School	397	52	70	64	68	74	69	-	-	-	-	-	-	-	-
1503	Beaverbrook School	278	29	29	23	31	35	35	28	32	36	-	-	-	-	-
1569	Bernice MacNaughton High School	951	-	-	-	-	-	-	-	-	-	257	246	206	238	4
1504	Bessborough School	579	43	62	65	57	83	59	65	58	87	-	-	-	-	-
1505	Birchmount School	583	52	71	59	56	68	52	79	73	73	-	-	-	-	-
1702	Caledonia Regional High School	276	-	-	-	-	-	-	39	35	38	36	36	39	53	-
1567	Claude D. Taylor School	223	21	43	43	37	38	41	-	-	-	-	-	-	-	-
1401	Dorchester Consolidated School	106	18	10	9	9	15	9	11	11	14	-	-	-	-	-
1573	Edith Cavell School	409	49	58	56	55	38	42	33	39	39	-	-	-	-	-
1576	Evergreen Park School	660	97	95	120	111	118	119	-	-	-	-	-	-	-	-
1514	Forest Glen School	366	62	82	73	86	63	-	-	-	-	-	-	-	-	-
1550	Frank L. Bowser School	351	60	60	53	51	61	66	-	-	-	-	-	-	-	-
1517	Harrison Trimble High School	1,480	-	-	-	-	-	-	-	-	-	412	379	390	297	2
1602	Havelock School	83	10	14	16	10	17	16	-	-	-	-	-	-	-	-
1519	Hillcrest School	126	6	9	8	11	13	8	32	22	17	-	-	-	-	-
1703	Hillsborough Elementary School	128	23	25	13	18	23	26	-	-	-	-	-	-	-	-
1571	Lewisville Middle School	561	-	-	-	-	-	-	207	182	172	-	-	-	-	-
1574	Lou MacNarin School	768	128	121	135	113	133	138	-	-	-	-	-	-	-	-
1528	Magnetic Hill School	442	47	47	51	46	44	62	47	47	51	-	-	-	-	-
1579	Maplehurst Middle School	786	-	-	-	-	-	-	269	232	285	-	-	-	-	-
1402	Marshview Middle School	323	-	-	-	-	-	83	86	76	78	-	-	-	-	-
1539	Moncton High School	1,572	-	-	-	-	-	-	-	-	-	380	389	422	376	5
1541	Mountain View School	122	20	20	19	18	23	22	-	-	-	-	-	-	-	-
1577	Northrop Frye School	869	125	116	153	147	149	179	-	-	-	-	-	-	-	-
1604	Petitcodiac Regional School	717	32	44	42	38	58	31	63	70	73	71	83	65	47	-
1416	Port Elgin Regional School	184	16	24	14	19	26	21	24	22	18	-	-	-	-	-
1547	Queen Elizabeth School	455	45	47	58	57	48	55	56	49	40	-	-	-	-	-
1704	Riverside Consolidated School	52	8	9	4	8	14	9	-	-	-	-	-	-	-	-
1578	Riverview East School	500	81	59	92	90	106	72	-	-	-	-	-	-	-	-
1570	Riverview High School	1,139	-	-	-	-	-	-	-	-	-	300	273	283	279	4
1549	Riverview Middle School	778	-	-	-	-	-	-	267	245	266	-	-	-	-	-
1417	Salem Elementary School	360	64	62	71	85	78	-	-	-	-	-	-	-	-	-
1607	Salisbury Elementary School	331	54	67	70	65	75	-	-	-	-	-	-	-	-	-
1610	Salisbury Regional School	613	-	-	-	-	-	67	67	93	70	80	93	87	55	1
1553	Shediac Cape School	514	54	55	63	67	48	54	58	52	63	-	-	-	-	-
1559	Sunny Brae Middle School	355	-	-	-	-	-	80	90	95	90	-	-	-	-	-
1411	Tantramar Regional High School	498	-	-	-	-	-	-	-	-	-	133	137	131	94	3
1551	West Riverview School	319	53	47	53	49	67	50	-	-	-	-	-	-	-	-
Total - Anglophone East School District		19,254	1,249	1,346	1,427	1,402	1,515	1,465	1,521	1,433	1,510	1,669	1,636	1,623	1,439	19

Table 22. Enrolment by School by Grade, October 1st, 2023 (continued)

School		Total	Grade												Prev. Grads	
District	School Number and Name		K	01	02	03	04	05	06	07	08	09	10	11		12
Anglophone North School District																
	4201 Bathurst High School	514	-	-	-	-	-	-	-	-	-	124	104	143	140	3
	0843 Blackville School	330	18	25	8	31	13	28	25	27	28	31	30	29	37	-
	4055 Bonar Law Memorial School	477	-	-	-	-	-	-	-	-	-	119	129	131	96	2
	3806 Campbellton Middle School	168	-	-	-	-	-	46	37	38	47	-	-	-	-	-
	3615 Dalhousie Regional High School	307	-	-	-	-	-	-	34	33	34	43	54	56	51	2
	1025 Dr. Losier Middle School	260	-	-	-	-	-	-	81	100	79	-	-	-	-	-
	4056 Eleanor W. Graham Middle School	188	-	-	-	-	-	-	68	64	56	-	-	-	-	-
	0858 Gretna Green School	358	30	45	38	40	44	35	41	44	41	-	-	-	-	-
	4010 Harcourt School	15	3	-	1	1	5	5	-	-	-	-	-	-	-	-
	3601 Jacquet River School	70	5	7	8	8	6	10	8	10	8	-	-	-	-	-
	1020 James M. Hill Memorial High School	641	-	-	-	-	-	-	-	-	-	129	148	190	172	2
	4259 Janeville Elementary School	35	2	6	7	10	3	7	-	-	-	-	-	-	-	-
	1026 King Street Elementary School	484	61	87	82	81	86	87	-	-	-	-	-	-	-	-
	3613 L.E. Reinsborough School	186	28	27	35	31	33	32	-	-	-	-	-	-	-	-
	3803 Lord Beaverbrook School	231	48	41	48	41	53	-	-	-	-	-	-	-	-	-
	0860 Max Aitken Academy	579	45	61	61	57	61	67	79	73	75	-	-	-	-	-
	0839 Millerton Elementary & Junior High School	90	8	13	10	11	12	9	12	5	10	-	-	-	-	-
	1013 Miramichi Rural School	68	5	5	7	8	7	9	10	9	8	-	-	-	-	-
	0811 Miramichi Valley High School	608	-	-	-	-	-	-	-	-	-	137	160	138	172	1
	1014 Napan Elementary School	38	3	5	4	8	8	10	-	-	-	-	-	-	-	-
	1017 Nelson Rural School	303	19	28	29	35	36	33	33	43	47	-	-	-	-	-
	0859 North & South Esk Elementary School	152	15	13	21	27	29	25	22	-	-	-	-	-	-	-
	0825 North & South Esk Regional High School	186	-	-	-	-	-	-	-	32	27	26	32	39	30	-
	4260 Parkwood Heights Elementary School	295	39	51	52	60	48	45	-	-	-	-	-	-	-	-
	4017 Rexton Elementary School	300	40	52	48	47	63	50	-	-	-	-	-	-	-	-
	3823 Sugarloaf Senior High School	353	-	-	-	-	-	-	-	-	-	81	94	100	77	1
	4207 Superior Middle School	292	-	-	-	-	-	-	102	92	98	-	-	-	-	-
	0802 Tabusintac Community School	97	10	9	10	6	16	9	7	12	18	-	-	-	-	-
	4261 Terry Fox Elementary School	287	53	43	42	44	53	52	-	-	-	-	-	-	-	-
Total - Anglophone North School District		7,912	432	518	511	546	576	559	559	582	576	690	751	826	775	11

Table 22. Enrolment by School by Grade, October 1st, 2023 (continued)

School		Total	Grade												Prev. Grads	
District	School Number and Name		K	01	02	03	04	05	06	07	08	09	10	11		12
Anglophone South School District																
	1811 Norton Elementary School	100	9	11	18	14	22	26	-	-	-	-	-	-	-	-
	2039 Prince Charles School	203	26	24	19	26	21	16	23	22	26	-	-	-	-	-
	2041 Princess Elizabeth School	543	55	33	47	39	41	42	98	91	97	-	-	-	-	-
	1932 Quispamsis Elementary School	363	55	51	65	49	68	75	-	-	-	-	-	-	-	-
	1946 Quispamsis Middle School	511	-	-	-	-	-	-	156	175	180	-	-	-	-	-
	2072 River Valley Middle School	300	-	-	-	-	-	-	108	89	103	-	-	-	-	-
	1927 Rothesay Elementary School	464	70	83	72	86	76	77	-	-	-	-	-	-	-	-
	1928 Rothesay High School	539	-	-	-	-	-	-	-	-	-	98	140	150	150	1
	1942 Rothesay Park School	176	-	-	-	-	-	-	64	51	61	-	-	-	-	-
	2043 Saint John High School	1,073	-	-	-	-	-	-	-	-	-	235	264	293	281	-
	2057 Saint Rose School	257	46	48	35	35	52	41	-	-	-	-	-	-	-	-
	2075 Seaside Park Elementary School	527	88	91	82	98	79	89	-	-	-	-	-	-	-	-
	2047 Simonds High School	992	-	-	-	-	-	-	-	-	-	235	270	278	209	-
	2310 Sir James Dunn Academy	170	-	-	-	-	-	-	18	40	18	19	27	21	26	1
	2110 St. George Elementary School	241	33	39	35	39	50	45	-	-	-	-	-	-	-	-
	2067 St. John the Baptist/King Edward School	271	30	28	26	25	31	38	34	22	37	-	-	-	-	-
	2051 St. Malachy's Memorial High School	1,066	-	-	-	-	-	-	-	-	-	262	272	308	220	4
	2052 St. Martins School	70	15	7	15	13	10	10	-	-	-	-	-	-	-	-
	2336 St. Stephen Elementary School	446	68	71	80	77	80	70	-	-	-	-	-	-	-	-
	2338 St. Stephen High School	547	-	-	-	-	-	-	-	-	-	140	129	143	133	2
	2337 St. Stephen Middle School	398	-	-	-	-	-	-	150	129	119	-	-	-	-	-
	1819 Sussex Corner Elementary School	277	50	47	43	40	54	43	-	-	-	-	-	-	-	-
	1817 Sussex Elementary School	440	54	79	77	81	80	69	-	-	-	-	-	-	-	-
	1820 Sussex Middle School	533	-	-	-	-	-	-	199	154	180	-	-	-	-	-
	1818 Sussex Regional High School	734	-	-	-	-	-	-	-	-	-	183	171	182	195	3
	2311 Vincent Massey Elementary School	119	14	17	25	19	26	18	-	-	-	-	-	-	-	-
	2062 Westfield School	284	36	49	46	49	63	41	-	-	-	-	-	-	-	-
	2206 White Head Elementary School	-	-	-	-	-	-	-	-	-	-	-	-	-	-	-
Total - Anglophone South School District		24,222	1,579	1,631	1,738	1,694	1,853	1,755	1,876	1,834	1,836	1,999	2,085	2,215	2,104	23

Table 22. Enrolment by School by Grade, October 1st, 2023 (continued)

School		Total	Grade												Prev. Grads	
District	School Number and Name		K	01	02	03	04	05	06	07	08	09	10	11		12
Anglophone West School District																
	2704 McAdam High School	85	-	-	-	-	-	-	9	11	20	10	11	13	11	-
	2910 Meduxnekeag Consolidated School	667	76	83	65	75	82	70	69	83	64	-	-	-	-	-
	2411 Minto Elementary Middle School	342	50	35	30	39	34	38	34	36	46	-	-	-	-	-
	2407 Minto Memorial High School	181	-	-	-	-	-	-	-	-	-	63	45	39	34	-
	2633 Montgomery Street Elementary School	258	35	45	45	37	48	48	-	-	-	-	-	-	-	-
	2802 Nackawic Elementary School	213	37	36	36	34	40	30	-	-	-	-	-	-	-	-
	2811 Nackawic Middle School	119	-	-	-	-	-	-	50	40	29	-	-	-	-	-
	2801 Nackawic Senior High School	278	-	-	-	-	-	-	-	-	-	67	80	61	69	1
	2620 Nashwaak Valley School	103	19	19	24	16	10	15	-	-	-	-	-	-	-	-
	2621 Nashwaaksis Memorial School	425	59	71	62	75	84	74	-	-	-	-	-	-	-	-
	2636 Nashwaaksis Middle School	673	-	-	-	-	-	-	229	209	235	-	-	-	-	-
	2639 New Maryland Elementary School	543	79	84	100	104	98	78	-	-	-	-	-	-	-	-
	2513 Oromocto High School	1,143	-	-	-	-	-	-	-	-	-	283	307	261	284	8
	2623 Park Street Elementary School	359	49	58	51	63	67	71	-	-	-	-	-	-	-	-
	3105 Perth-Andover Middle School	189	-	-	-	-	-	-	59	63	67	-	-	-	-	-
	2624 Priestman Street Elementary School	338	57	51	58	61	58	53	-	-	-	-	-	-	-	-
	2512 Ridgeview Middle School	384	-	-	-	-	-	-	123	130	131	-	-	-	-	-
	2638 Royal Road Elementary School	323	48	52	48	57	63	55	-	-	-	-	-	-	-	-
	5401 Saint Mary's Academy	335	20	30	23	28	32	32	25	18	28	27	28	26	18	-
	3106 Southern Victoria High School	308	-	-	-	-	-	-	-	-	-	71	67	99	70	1
	0906 Stanley Consolidated School	245	17	16	13	20	21	16	27	21	26	21	17	10	20	-
	2510 Summerhill Street Elementary School	261	-	-	-	89	82	90	-	-	-	-	-	-	-	-
	2505 Sunbury West School	245	25	22	34	21	24	26	42	27	24	-	-	-	-	-
	3111 Tobique Valley High School	146	-	-	-	-	-	-	24	17	24	24	21	16	20	-
	2911 Townsview School	667	75	67	70	74	72	82	64	82	81	-	-	-	-	-
	0905 Upper Miramichi Elementary School	93	13	17	13	10	24	16	-	-	-	-	-	-	-	-
	2908 Woodstock High School	673	-	-	-	-	-	-	-	-	-	141	182	183	165	2
Total - Anglophone West School District		24,348	1,593	1,721	1,717	1,768	1,905	1,842	1,856	1,913	1,978	1,994	2,022	2,067	1,947	25

Table 22. Enrolment by School by Grade, October 1st, 2023 (continued)

School		Total	Grade												Prev.	
District	School Number and Name		K	01	02	03	04	05	06	07	08	09	10	11	12	Grads
District scolaire francophone Nord-Est																
	4109 Académie Assomption	57	11	7	12	8	8	11	-	-	-	-	-	-	-	-
	3511 Académie Notre-Dame	168	21	25	18	13	20	19	19	16	17	-	-	-	-	-
	3516 Aux quatre vents	220	-	-	-	-	-	-	-	-	-	49	58	51	60	2
	4157 Carrefour Étudiant	215	26	19	35	18	27	20	24	22	24	-	-	-	-	-
	0761 Centre scolaire communautaire La fontaine	399	20	20	23	24	26	26	26	28	26	35	49	41	54	1
	4161 Cité de l'Amitié	341	57	52	65	55	60	52	-	-	-	-	-	-	-	-
	0714 École La Passerelle	195	24	22	24	17	23	24	24	17	20	-	-	-	-	-
	0702 École La Relève-de-Saint-Isidore	163	16	23	18	15	23	9	19	16	24	-	-	-	-	-
	0719 École La Ruche	309	38	50	48	39	66	68	-	-	-	-	-	-	-	-
	0725 École La Source	344	28	23	52	34	42	37	41	44	43	-	-	-	-	-
	0762 École La Villa des Amis	147	20	15	15	10	13	18	18	20	20	-	-	-	-	-
	0609 École La-Rivière	90	9	6	14	12	4	14	11	10	10	-	-	-	-	-
	0720 École Le Tremplin	166	-	-	-	-	-	-	53	51	62	-	-	-	-	-
	0503 École Léandre-LeGresley	136	13	13	17	16	21	15	10	14	17	-	-	-	-	-
	0627 École L'Envolée	407	39	39	42	49	50	48	35	52	53	-	-	-	-	-
	0513 École L'Escale-des-Jeunes	72	3	7	5	9	10	5	14	11	8	-	-	-	-	-
	0625 École L'Étincelle	127	14	9	11	18	7	12	17	25	14	-	-	-	-	-
	0540 École Marguerite-Bourgeois	350	28	40	33	39	44	36	46	42	42	-	-	-	-	-
	0601 École Marie-Esther	407	-	-	-	-	-	-	-	-	-	107	104	107	88	1
	0752 École René-Chouinard	68	7	11	6	8	4	5	11	6	10	-	-	-	-	-
	4156 École secondaire Népisiguit	789	-	-	-	-	-	-	-	-	-	214	202	197	176	-
	0604 École Soeur-Saint-Alexandre	226	18	28	18	27	22	24	36	31	22	-	-	-	-	-
	0541 École Terre des Jeunes	216	15	25	15	16	29	30	28	34	24	-	-	-	-	-
	0504 École Univers Jeunesse	76	15	7	7	8	6	9	9	9	6	-	-	-	-	-
	4143 François-Xavier-Daigle	85	8	10	7	5	14	9	8	10	14	-	-	-	-	-
	4125 La Croisée	215	26	24	24	20	19	20	24	30	28	-	-	-	-	-
	3517 La Mosaïque du Nord	274	32	37	23	29	34	25	26	38	30	-	-	-	-	-
	4158 Le Domaine Étudiant	220	-	-	-	-	49	34	44	40	53	-	-	-	-	-
	3724 Le Galion des Appalaches	573	57	69	60	58	65	62	59	65	78	-	-	-	-	-
	4114 Le Tournesol	160	39	30	40	51	-	-	-	-	-	-	-	-	-	-
	4159 Place-des-Jeunes	191	-	-	-	-	-	-	63	54	74	-	-	-	-	-
	0539 Polyvalente Louis-Mailloux	426	-	-	-	-	-	-	-	-	-	111	122	99	94	-
	3722 Polyvalente Roland-Pépin	276	-	-	-	-	-	-	-	-	-	65	75	57	79	-
	0760 Polyvalente W.-Arthur-Losier	645	-	-	-	-	-	-	-	-	-	161	159	151	173	1
Total - District scolaire francophone Nord-Est		8,753	584	611	632	598	686	632	665	683	719	742	769	703	724	5

Table 22. Enrolment by School by Grade, October 1st, 2023 (continued)

School		Total	Grade												Prev.	
District	School Number and Name		K	01	02	03	04	05	06	07	08	09	10	11	12	Grads
District scolaire francophone Nord-Ouest																
	3329 Carrefour de la Jeunesse	384	52	35	43	40	43	39	42	37	53	-	-	-	-	-
	3327 Centre d'apprentissage du Haut-Madawaska	178	21	18	23	15	20	15	17	22	27	-	-	-	-	-
	3325 Cité des Jeunes A.-M.-Sormany	967	-	-	-	-	-	-	-	-	-	221	264	236	246	-
	3326 École communautaire Ernest-Lang	72	3	9	8	12	9	10	6	5	10	-	-	-	-	-
	3316 École communautaire Saint-Joseph	75	10	11	13	4	14	5	6	8	4	-	-	-	-	-
	3215 École Grande-Rivière	241	10	15	16	20	16	16	13	16	16	33	27	23	20	-
	0109 École Marie-Gaétane	303	27	17	26	28	17	28	24	18	27	22	17	26	26	-
	3205 École Mgr-Lang	172	30	19	21	26	24	28	24	-	-	-	-	-	-	-
	0101 École Mgr-Martin	267	31	40	35	38	35	41	47	-	-	-	-	-	-	-
	3320 École Mgr-Matthieu-Mazerolle	107	10	8	13	15	10	12	18	12	9	-	-	-	-	-
	3309 École Notre-Dame	385	37	36	42	40	38	39	41	53	59	-	-	-	-	-
	3317 École Régionale Saint-Basile	291	24	31	23	27	40	37	34	33	42	-	-	-	-	-
	3321 École Régionale Sainte-Anne	130	15	16	14	12	18	14	13	16	12	-	-	-	-	-
	3314 École Saint-Jacques	267	28	20	21	26	27	36	31	35	43	-	-	-	-	-
	3218 Élémentaire Sacré-Coeur	282	30	43	34	43	40	34	58	-	-	-	-	-	-	-
	0118 Polyvalente A.-J.-Savoie	226	-	-	-	-	-	-	-	38	42	38	37	34	37	-
	3217 Polyvalente Thomas-Albert	552	-	-	-	-	-	-	-	97	97	88	100	87	83	-
	3211 Régionale-de-Saint-André	131	22	18	15	15	19	14	28	-	-	-	-	-	-	-
Total - District scolaire francophone Nord-Ouest		5,030	350	336	347	361	370	368	402	390	441	402	445	406	412	-

Table 22. Enrolment by School by Grade, October 1st, 2023 (continued)

School		Total	Grade												Prev.	
District	School Number and Name		K	01	02	03	04	05	06	07	08	09	10	11	12	Grads
District scolaire francophone Sud																
	5201 Centre scolaire Samuel-de-Champlain	839	67	51	63	66	50	66	82	90	83	52	68	39	58	4
	1340 École Abbey-Landry	408	37	46	37	49	49	49	47	48	46	-	-	-	-	-
	1348 École Amirault	227	70	85	72	-	-	-	-	-	-	-	-	-	-	-
	1357 École Anna-Malenfant	640	85	90	105	126	126	108	-	-	-	-	-	-	-	-
	1364 École Antonine-Maillet	623	-	-	-	-	-	-	222	193	208	-	-	-	-	-
	5107 École Arc-en-ciel	348	41	43	41	47	35	36	44	29	32	-	-	-	-	-
	1206 École Blanche-Bourgeois	203	20	23	23	20	30	22	22	20	23	-	-	-	-	-
	1215 École Calixte-F.-Savoie	81	12	11	11	6	10	12	4	8	7	-	-	-	-	-
	1227 École Camille-Vautour	173	25	18	15	25	18	22	17	19	14	-	-	-	-	-
	5301 École Carrefour Beausoleil	287	18	30	23	28	30	23	20	31	16	19	19	14	16	-
	1361 École Carrefour de l'Acadie	273	-	-	-	-	-	-	92	78	103	-	-	-	-	-
	1334 École Champlain	754	93	94	97	85	85	87	67	79	67	-	-	-	-	-
	1365 École Claudette-Bradshaw	589	86	95	107	86	104	111	-	-	-	-	-	-	-	-
	1226 École Clément-Cormier	469	-	-	-	-	-	-	-	-	-	117	120	104	126	2
	5138 École des Bâtitseurs	479	68	81	70	86	94	80	-	-	-	-	-	-	-	-
	5202 École des Pionniers	199	39	35	37	27	34	27	-	-	-	-	-	-	-	-
	1356 École Donat-Robichaud	291	28	32	30	31	33	40	33	31	33	-	-	-	-	-
	1202 École Dr-Marguerite-Michaud	239	20	29	25	28	28	26	23	34	26	-	-	-	-	-
	1358 École Grande-Digue	240	18	25	34	25	31	21	26	33	27	-	-	-	-	-
	1363 École Le Marais	245	-	-	-	82	85	78	-	-	-	-	-	-	-	-
	1359 École Le Mascaret	632	-	-	-	-	-	-	200	227	205	-	-	-	-	-
	1362 École Le Sommet	651	68	59	75	74	67	79	93	73	63	-	-	-	-	-
	5139 École Les Éclaireurs	543	49	75	71	49	64	64	64	67	40	-	-	-	-	-
	1360 École L'Odyssée	1,238	-	-	-	-	-	-	-	-	-	338	311	303	284	2
	1355 École Mathieu-Martin	1,379	-	-	-	-	-	-	-	-	-	318	377	357	327	-
	1315 École Mgr-François-Bourgeois	522	50	73	49	59	54	57	65	56	59	-	-	-	-	-
	3954 École Mgr-Marcel-François-Richard	381	13	16	25	29	28	20	20	24	16	49	29	43	67	2
	1228 École Mont Carmel	157	16	22	10	22	20	21	11	15	20	-	-	-	-	-
	1213 École Notre-Dame	121	12	20	9	11	13	20	10	15	11	-	-	-	-	-
	1317 École Père-Edgar-T.-LeBlanc	374	40	40	43	39	34	48	54	40	36	-	-	-	-	-
	3905 École Régionale de Baie-Sainte-Anne	76	11	4	7	3	4	4	9	4	5	7	1	2	14	1
	5137 École Sainte-Anne	844	-	-	-	-	-	-	103	77	80	158	165	122	138	1
	1349 École Sainte-Bernadette	353	57	54	70	60	57	55	-	-	-	-	-	-	-	-
	1335 École Sainte-Thérèse	438	81	66	74	63	77	77	-	-	-	-	-	-	-	-
	1350 École Saint-Henri	476	73	68	82	86	72	95	-	-	-	-	-	-	-	-
	3955 École Soleil Levant	250	27	36	29	29	25	26	29	30	19	-	-	-	-	-
	3924 Étoile de l'Acadie	257	16	13	21	21	22	34	15	12	23	15	21	17	27	-
	1331 Polyvalente Louis-J.-Robichaud	663	-	-	-	-	-	-	-	-	-	180	149	159	175	-
Total - District scolaire francophone Sud		16,962	1,240	1,334	1,355	1,362	1,379	1,408	1,372	1,333	1,262	1,253	1,260	1,160	1,232	12

Table 23. Enrolment in French Immersion by School by Grade, October 1st, 2023

School		Total	Grade											
District	School Number and Name		01	02	03	04	05	06	07	08	09	10	11	12
Anglophone East School District														
	1572 Arnold H. McLeod School	164	42	32	37	29	24	-	-	-	-	-	-	-
	1569 Bernice MacNaughton High School	370	-	-	-	-	-	-	-	-	93	97	81	99
	1504 Bessborough School	321	36	44	33	48	35	46	27	52	-	-	-	-
	1505 Birchmount School	254	41	28	25	27	15	47	43	28	-	-	-	-
	1702 Caledonia Regional High School	121	-	-	-	-	-	25	16	21	16	19	12	12
	1567 Claude D. Taylor School	112	27	16	23	22	24	-	-	-	-	-	-	-
	1573 Edith Cavell School	70	19	15	10	1	7	3	10	5	-	-	-	-
	1576 Evergreen Park School	274	58	64	43	60	49	-	-	-	-	-	-	-
	1514 Forest Glen School	94	33	25	19	17	-	-	-	-	-	-	-	-
	1550 Frank L. Bowser School	196	43	36	31	40	46	-	-	-	-	-	-	-
	1517 Harrison Trimble High School	575	-	-	-	-	-	-	-	-	185	135	154	101
	1519 Hillcrest School	33	-	-	-	-	-	16	10	7	-	-	-	-
	1571 Lewisville Middle School	245	-	-	-	-	-	98	90	57	-	-	-	-
	1574 Lou MacNarin School	237	58	73	39	38	29	-	-	-	-	-	-	-
	1528 Magnetic Hill School	278	31	35	38	28	41	34	40	31	-	-	-	-
	1579 Maplehurst Middle School	445	-	-	-	-	-	139	139	167	-	-	-	-
	1402 Marshview Middle School	200	-	-	-	-	54	61	40	45	-	-	-	-
	1539 Moncton High School	435	-	-	-	-	-	-	-	-	119	111	107	98
	1577 Northrop Frye School	307	51	75	59	56	66	-	-	-	-	-	-	-
	1604 Petitcodiac Regional School	355	18	27	20	26	15	34	43	44	34	35	36	23
	1416 Port Elgin Regional School	30	-	-	-	-	-	14	10	6	-	-	-	-
	1547 Queen Elizabeth School	119	21	29	10	12	14	13	10	10	-	-	-	-
	1578 Riverview East School	266	44	67	50	59	46	-	-	-	-	-	-	-
	1570 Riverview High School	608	-	-	-	-	-	-	-	-	180	154	141	133
	1549 Riverview Middle School	491	-	-	-	-	-	167	151	173	-	-	-	-
	1417 Salem Elementary School	197	41	48	60	48	-	-	-	-	-	-	-	-
	1607 Salisbury Elementary School	152	40	37	37	38	-	-	-	-	-	-	-	-
	1610 Salisbury Regional School	307	-	-	-	-	33	30	46	34	39	46	39	40
	1553 Shediac Cape School	162	23	31	30	14	19	16	14	15	-	-	-	-
	1559 Sunny Brae Middle School	101	-	-	-	-	18	33	28	22	-	-	-	-
	1411 Tantramar Regional High School	210	-	-	-	-	-	-	-	-	59	58	52	41
	1551 West Riverview School	119	25	21	17	30	26	-	-	-	-	-	-	-
Total - Anglophone East School District		7,848	651	703	581	593	561	776	717	717	725	655	622	547

Table 23. Enrolment in French Immersion by School by Grade, October 1st, 2023 (continued)

School		Total	Grade											
District	School Number and Name		01	02	03	04	05	06	07	08	09	10	11	12
Anglophone North School District														
	4201 Bathurst High School	87	-	-	-	-	-	-	-	33	28	17	9	
	0843 Blackville School	37	-	-	-	-	9	8	10	3	4	-	-	3
	4055 Bonar Law Memorial School	94	-	-	-	-	-	-	-	-	19	28	25	22
	3806 Campbellton Middle School	55	-	-	-	-	10	14	12	19	-	-	-	-
	3615 Dalhousie Regional High School	78	-	-	-	-	-	13	16	8	9	11	8	13
	1025 Dr. Losier Middle School	85	-	-	-	-	-	34	25	26	-	-	-	-
	4056 Eleanor W. Graham Middle School	56	-	-	-	-	-	22	18	16	-	-	-	-
	0858 Gretna Green School	162	28	20	21	24	13	22	17	17	-	-	-	-
	1020 James M. Hill Memorial High School	107	-	-	-	-	-	-	-	-	22	22	33	30
	1026 King Street Elementary School	168	36	37	34	32	29	-	-	-	-	-	-	-
	3613 L.E. Reinsborough School	72	11	16	17	17	11	-	-	-	-	-	-	-
	3803 Lord Beaverbrook School	83	20	27	16	20	-	-	-	-	-	-	-	-
	0860 Max Aitken Academy	219	32	25	23	23	30	30	28	28	-	-	-	-
	0811 Miramichi Valley High School	130	-	-	-	-	-	-	-	-	46	33	23	28
	1017 Nelson Rural School	81	14	16	10	16	7	-	9	9	-	-	-	-
	0859 North & South Esk Elementary School	54	-	11	9	16	9	9	-	-	-	-	-	-
	0825 North & South Esk Regional High School	8	-	-	-	-	-	-	8	-	-	-	-	-
	4260 Parkwood Heights Elementary School	128	32	29	27	18	22	-	-	-	-	-	-	-
	4017 Rexton Elementary School	108	32	19	17	21	19	-	-	-	-	-	-	-
	3823 Sugarloaf Senior High School	71	-	-	-	-	-	-	-	-	23	21	16	11
	4207 Superior Middle School	111	-	-	-	-	-	26	37	48	-	-	-	-
	4261 Terry Fox Elementary School	100	16	22	19	20	23	-	-	-	-	-	-	-
Total - Anglophone North School District		2,094	221	222	193	207	182	178	180	174	156	143	122	116

Table 23. Enrolment in French Immersion by School by Grade, October 1st, 2023 (continued)

School		Total	Grade											
District	School Number and Name		01	02	03	04	05	06	07	08	09	10	11	12
Anglophone South School District														
	2003 Barnhill Memorial School	169	-	-	-	-	-	65	60	44	-	-	-	-
	2066 Bayside Middle School	175	-	-	-	-	-	60	64	51	-	-	-	-
	2005 Beaconsfield Middle School	103	-	-	-	-	-	42	23	38	-	-	-	-
	1945 Belleisle Regional High School	68	-	-	-	-	-	11	9	12	10	5	8	13
	1948 Chris Saunders Memorial Elementary School	116	19	25	30	23	19	-	-	-	-	-	-	-
	1940 Dr. A. T. Leatherbarrow Primary School	79	45	34	-	-	-	-	-	-	-	-	-	-
	1930 Fairvale Elementary School	141	27	29	20	34	31	-	-	-	-	-	-	-
	2013 Forest Hills School	258	30	31	24	33	18	28	43	51	-	-	-	-
	2111 Fundy Middle and High School	175	-	-	-	-	-	23	13	28	13	31	34	33
	2068 Grand Bay Primary School	31	15	16	-	-	-	-	-	-	-	-	-	-
	1939 Hampton Elementary School	148	-	-	53	47	48	-	-	-	-	-	-	-
	1947 Hampton High School	272	-	-	-	-	-	-	-	-	83	66	66	57
	1921 Hampton Middle School	191	-	-	-	-	-	81	52	58	-	-	-	-
	2060 Harbour View High School	293	-	-	-	-	-	-	-	-	80	60	70	83
	1929 Harry Miller Middle School	185	-	-	-	-	-	64	66	55	-	-	-	-
	2016 Inglewood School	39	-	-	10	10	19	-	-	-	-	-	-	-
	2070 Island View School	126	20	28	18	32	28	-	-	-	-	-	-	-
	1941 Kennebecasis Valley High School	546	-	-	-	-	-	-	-	-	126	151	131	138
	1943 Lakefield Elementary School	158	37	22	33	35	31	-	-	-	-	-	-	-
	2030 Loch Lomond School	87	15	14	23	20	15	-	-	-	-	-	-	-
	2059 M. Gerald Teed Memorial School	91	45	46	-	-	-	-	-	-	-	-	-	-
	1925 Macdonald Consolidated School	42	-	-	-	-	-	17	14	11	-	-	-	-
	2065 Millidgeville North School	206	-	-	42	32	40	28	34	30	-	-	-	-
	2041 Princess Elizabeth School	46	-	-	-	-	-	20	10	16	-	-	-	-
	1932 Quispamsis Elementary School	155	33	35	23	29	35	-	-	-	-	-	-	-
	1946 Quispamsis Middle School	294	-	-	-	-	-	90	93	111	-	-	-	-
	2072 River Valley Middle School	147	-	-	-	-	-	56	41	50	-	-	-	-
	1927 Rothesay Elementary School	170	40	36	37	32	25	-	-	-	-	-	-	-
	1928 Rothesay High School	236	-	-	-	-	-	-	-	-	42	60	72	62
	1942 Rothesay Park School	110	-	-	-	-	-	46	28	36	-	-	-	-
	2043 Saint John High School	278	-	-	-	-	-	-	-	-	69	74	61	74
	2075 Seaside Park Elementary School	122	29	30	31	18	14	-	-	-	-	-	-	-
	2047 Simonds High School	197	-	-	-	-	-	-	-	-	69	46	46	36
	2110 St. George Elementary School	89	17	16	19	18	19	-	-	-	-	-	-	-
	2051 St. Malachy's Memorial High School	343	-	-	-	-	-	-	-	-	87	91	90	75
	2336 St. Stephen Elementary School	172	38	36	36	31	31	-	-	-	-	-	-	-
	2338 St. Stephen High School	186	-	-	-	-	-	-	-	-	71	39	35	41
	2337 St. Stephen Middle School	152	-	-	-	-	-	69	35	48	-	-	-	-

Table 23. Enrolment in French Immersion by School by Grade, October 1st, 2023 (continued)

School		Total	Grade											
District	School Number and Name		01	02	03	04	05	06	07	08	09	10	11	12
Anglophone South School District														
	1819	Sussex Corner Elementary School	88	21	17	11	24	15	-	-	-	-	-	-
	1817	Sussex Elementary School	153	33	27	35	30	28	-	-	-	-	-	-
	1820	Sussex Middle School	248	-	-	-	-	-	94	74	80	-	-	-
	1818	Sussex Regional High School	280	-	-	-	-	-	-	-	-	80	77	62
	2062	Westfield School	97	29	12	21	19	16	-	-	-	-	-	-
Total - Anglophone South School District			7,262	493	454	466	467	432	794	659	719	730	700	675

Table 23. Enrolment in French Immersion by School by Grade, October 1st, 2023 (continued)

School		Total	Grade											
District	School Number and Name		01	02	03	04	05	06	07	08	09	10	11	12
Anglophone West School District														
	3107 Andover Elementary School	39	15	-	-	14	10	-	-	-	-	-	-	-
	2506 Assiniboine Avenue Elementary School	64	29	35	-	-	-	-	-	-	-	-	-	-
	2602 Barkers Point Elementary School	104	21	23	13	27	20	-	-	-	-	-	-	-
	2641 Bliss Carman Middle School	296	-	-	-	-	-	85	111	100	-	-	-	-
	3018 Carleton North High School	142	-	-	-	-	-	-	-	-	29	39	43	31
	2604 Connaught Street School	180	44	27	36	50	23	-	-	-	-	-	-	-
	2605 Devon Middle School	223	-	-	-	-	-	60	76	87	-	-	-	-
	3009 Florenceville Elementary School	96	15	19	19	22	21	-	-	-	-	-	-	-
	3008 Florenceville Middle School	65	-	-	-	-	-	19	20	26	-	-	-	-
	2608 Forest Hill Elementary School	27	27	-	-	-	-	-	-	-	-	-	-	-
	2635 Fredericton High School	677	-	-	-	-	-	-	-	-	208	195	144	130
	2609 Garden Creek School	202	50	37	38	36	41	-	-	-	-	-	-	-
	2619 George Street Middle School	344	-	-	-	-	-	133	103	108	-	-	-	-
	2508 Gesner Street Elementary School	67	37	30	-	-	-	-	-	-	-	-	-	-
	2642 Gibson-Neill Memorial Elementary School	211	48	31	47	38	47	-	-	-	-	-	-	-
	2643 Hanwell Park Academy	272	41	32	31	28	41	29	37	33	-	-	-	-
	2511 Harold Peterson Middle School	155	-	-	-	-	-	61	45	49	-	-	-	-
	2909 Hartland Community School	40	-	-	-	-	-	12	15	13	-	-	-	-
	2701 Harvey Elementary School	108	29	17	23	16	23	-	-	-	-	-	-	-
	2705 Harvey High School	106	-	-	-	-	-	14	15	17	15	16	21	8
	2509 Hubbard Elementary School	82	-	-	21	30	31	-	-	-	-	-	-	-
	5001 John Caldwell School	137	10	10	15	12	12	12	11	10	6	11	18	10
	2611 Keswick Ridge School	43	10	16	-	8	9	-	-	-	-	-	-	-
	2640 Leo Hayes High School	654	-	-	-	-	-	-	-	-	184	154	160	156
	2634 Liverpool Street Elementary School	143	-	32	44	32	35	-	-	-	-	-	-	-
	2910 Meduxnekeag Consolidated School	190	28	18	20	26	22	23	28	25	-	-	-	-
	2411 Minto Elementary Middle School	105	21	16	19	10	19	9	11	-	-	-	-	-
	2407 Minto Memorial High School	23	-	-	-	-	-	-	-	-	10	13	-	-
	2633 Montgomery Street Elementary School	98	29	19	15	17	18	-	-	-	-	-	-	-
	2802 Nackawic Elementary School	61	13	12	11	12	13	-	-	-	-	-	-	-
	2811 Nackawic Middle School	33	-	-	-	-	-	16	10	7	-	-	-	-
	2801 Nackawic Senior High School	68	-	-	-	-	-	-	-	-	16	25	9	18
	2621 Nashwaaksis Memorial School	138	26	21	25	41	25	-	-	-	-	-	-	-
	2636 Nashwaaksis Middle School	355	-	-	-	-	-	138	100	117	-	-	-	-
	2639 New Maryland Elementary School	251	41	54	53	53	50	-	-	-	-	-	-	-
	2513 Oromocto High School	212	-	-	-	-	-	-	-	-	45	63	51	53
	2623 Park Street Elementary School	206	47	31	34	46	48	-	-	-	-	-	-	-
	3105 Perth-Andover Middle School	28	-	-	-	-	-	8	9	11	-	-	-	-

Table 23. Enrolment in French Immersion by School by Grade, October 1st, 2023 (continued)

School		Total	Grade											
District	School Number and Name		01	02	03	04	05	06	07	08	09	10	11	12
Anglophone West School District														
	2624	Priestman Street Elementary School	75	19	17	13	13	13	-	-	-	-	-	-
	2512	Ridgeview Middle School	50	-	-	-	-	-	18	18	14	-	-	-
	2638	Royal Road Elementary School	133	32	26	30	22	23	-	-	-	-	-	-
	3106	Southern Victoria High School	41	-	-	-	-	-	-	-	-	13	7	12
	2510	Summerhill Street Elementary School	95	-	-	33	26	36	-	-	-	-	-	-
	2911	Townsvie School	232	35	33	31	24	23	24	32	30	-	-	-
	2908	Woodstock High School	232	-	-	-	-	-	-	-	-	54	64	58
Total - Anglophone West School District			7,103	667	556	571	603	603	661	641	647	580	587	516

**Table 24. Dropouts and Enrolment by School District for Grades 7 - 12
September 30, 2021 to September 30, 2022**

School District	Enrolment K-12	Enrolment 7-12	Number of Dropouts	Percent Dropped Out
Anglophone Districts				
Anglophone East School District	16,766	8,121	77	0.9
Anglophone North School District	7,306	3,875	74	1.9
Anglophone South School District	22,998	11,303	84	0.7
Anglophone West School District	22,915	11,062	156	1.4
Francophone Districts				
District scolaire francophone Nord-Est	8,725	4,231	25	0.6
District scolaire francophone Nord-Ouest	5,002	2,434	11	0.5
District scolaire francophone Sud	15,535	6,834	27	0.4
Anglophone	69,985	34,361	391	1.1
Francophone	29,262	13,499	63	0.5
Province	99,247	47,860	454	0.9