



Early Learning and Childcare Services

Annual Statistical Report

2020-2021

Year Ending
March 31, 2021

Table of Contents

INTRODUCTION	3
NEW BRUNSWICK EARLY LEARNING AND CHILDCARE SERVICES PROFILE	
Regulated Facilities and Spaces	5
Facility type	6
Facilities Openings and Closures	7
Auspice	8
Early Learning and Childcare Spaces by Age Category	9
Early Learning and Childcare Spaces by School District.....	10
Early Learning and Childcare Spaces by by Age and School District.....	11
Language of Service by Facilities.....	12
Estimated Average Cost of Care.....	13
Estimated Average Cost of Care by Sector	14
Estimated Average Cost of Care by School District.....	15
QUALITY IMPROVEMENT FUNDING SUPPORT	
Recognized Early Childhood Education Training Profile	16
Staff Profile - Training Status	17
Staff Profile - Training Status by Sector	18
Staff Wages - Trained	19
Staff Wages - Untrained.....	20
Trained Staff Profile by Sector.....	21
Untrained Staff Profile by Sector	22
Staff Turnover Rates	23
DAY CARE ASSISTANCE	
Maximum Daily Rates	24
Take-up	24
LICENSING AND MONITORING PERFORMANCE INDICATORS	
Licensed and Unlicensed Early Learning and Childcare Facilities by School District - Complaints	25
DEFINITIONS	27

INTRODUCTION

Early Childhood Development is responsible for leading the strategic planning and delivery of early childhood programs and services, as well as the strategic alignment of early childhood services and education services to ensure a continuity of programs and services to support the success of all children in the province.

Early Childhood Development branches are aligned to the education system as follows:

- Corporate services: Early Learning and Childcare Services
- Early Childhood Development: Operational Support Services
- Anglophone Educational Services: Early Learning and Development, including four anglophone school districts
- Services éducatifs francophone: Développement et apprentissages 0-8 ans, including three francophone school districts

Collectively these teams lead, direct, deliver, monitor and support the following programs and services:

- Early Learning and Child Care Curriculum Frameworks and Assessments
- New Brunswick Early Learning Centre and Home designation, including Annual Quality Improvement Plans
- Professional Learning for early childhood educators
- Childcare grants and subsidies: Childcare Subsidies, Operational Grants, Parent Fee Reduction Subsidy, Wage Support Program for Early Childhood Educators, as well as the new Standardized Parent Fee Grid
- Inclusion Support Program
- Early Language Development and Early Literacy
- Family and Early Childhood Early Intervention Services and Developmental Child Care
- Early Learning and Childcare Services is responsible for the ongoing licensing and monitoring of early learning and childcare facilities. The responsibility to grant designation status also lies with this branch.
- The Early Learning and Childcare Services branch is responsible for representing the public interest in matters related to the safety and healthy development of young children from birth to 12 years of age who are in non-parental Early Learning and Childcare arrangements primarily while their parents are working, studying or in training.

Early Learning and Childcare Annual Statistical Report 2020-2021

Early learning and childcare services is legislated under the *Early Childhood Services Act*.

We are pleased to share the New Brunswick **2020-2021** Early Learning and Childcare Services Annual Statistical Report. The information contained in this report will provide the user with an overview of early learning and childcare services in New Brunswick.

This report provides a profile of **2020-2021** and in some cases data from previous fiscal years so the user will be able to track trends. It reports on programs that support the early learning and childcare facilities and the families and children who access these services in New Brunswick. It also provides a picture of the investments that the Department of Education and Early Childhood Development is making in early childhood and school-based childcare programs and services.

Regulated Facilities and Spaces

March 31, 2021

841 facilities

32,416 spaces

Anglophone Sector

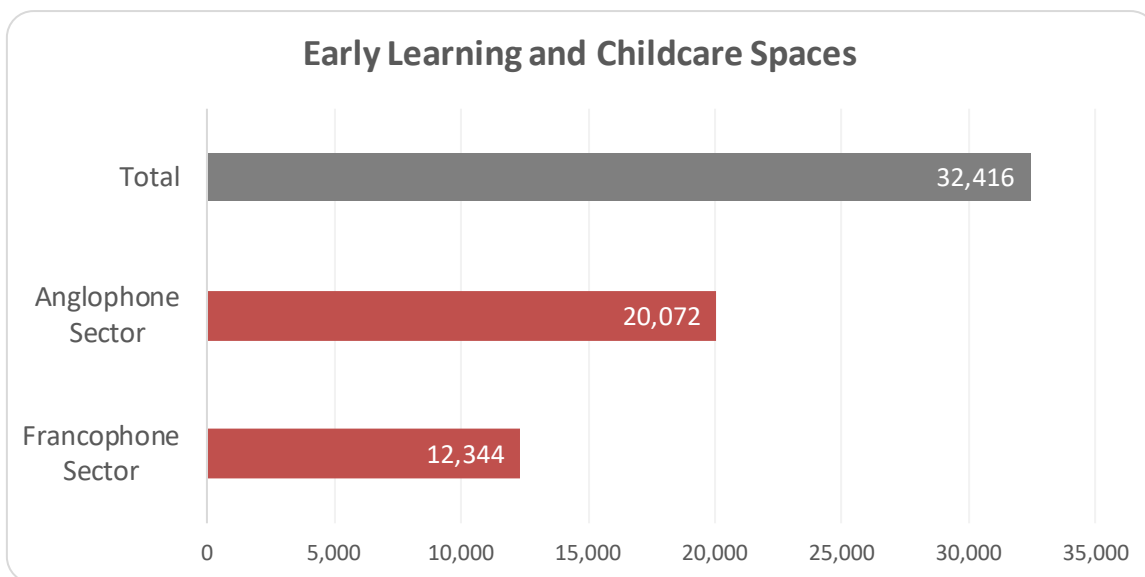
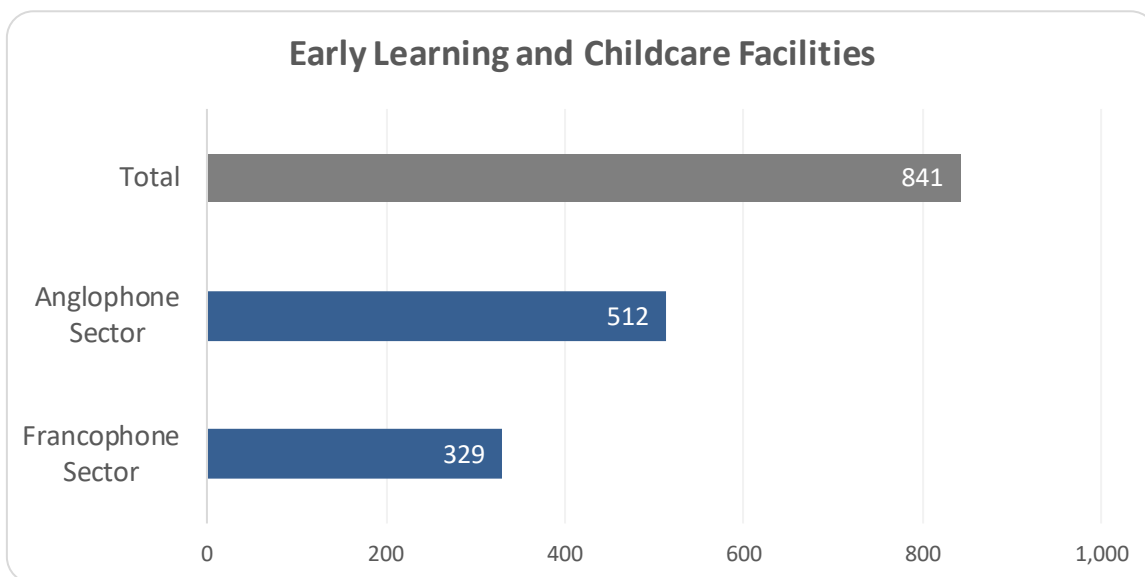
512 facilities

20,072 spaces

Francophone Sector

329 facilities

12,344 spaces



Facility type

March 31, 2021

145 Early Learning and Childcare Homes

696 Early Learning and Childcare Centres

Anglophone Sector

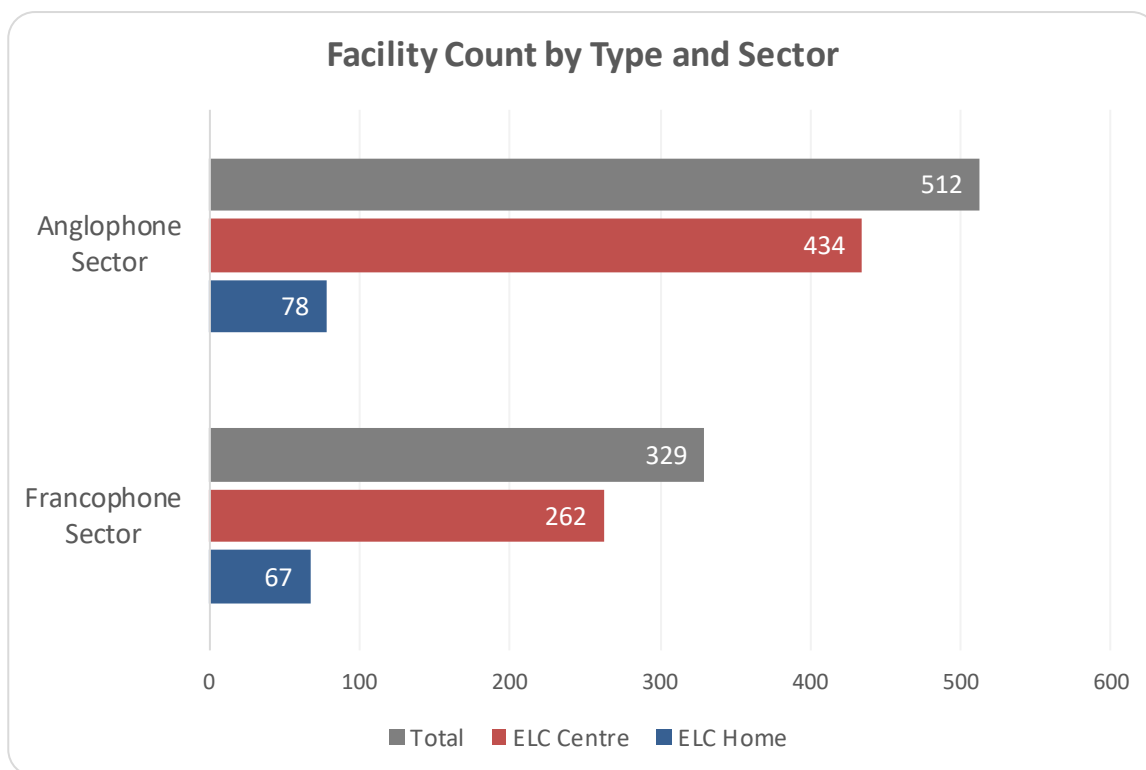
78 Early Learning and Childcare Homes

434 Early Learning and Childcare Centres

Francophone Sector

67 Early Learning and Childcare Homes

262 Early Learning and Childcare Centres



Facilities Openings and Closures

March 31, 2021

68 Openings 67 Closures

Anglophone Sector

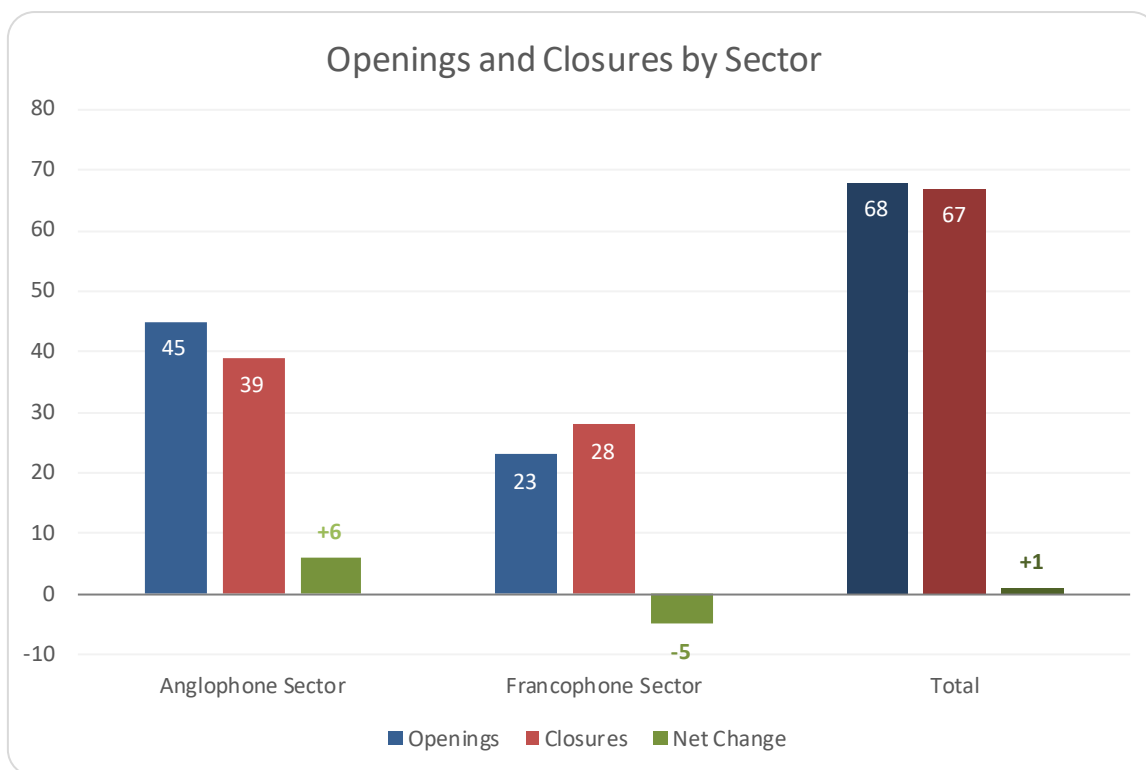
45 Openings

39 Closures

Francophone Sector

23 Openings

28 Closures



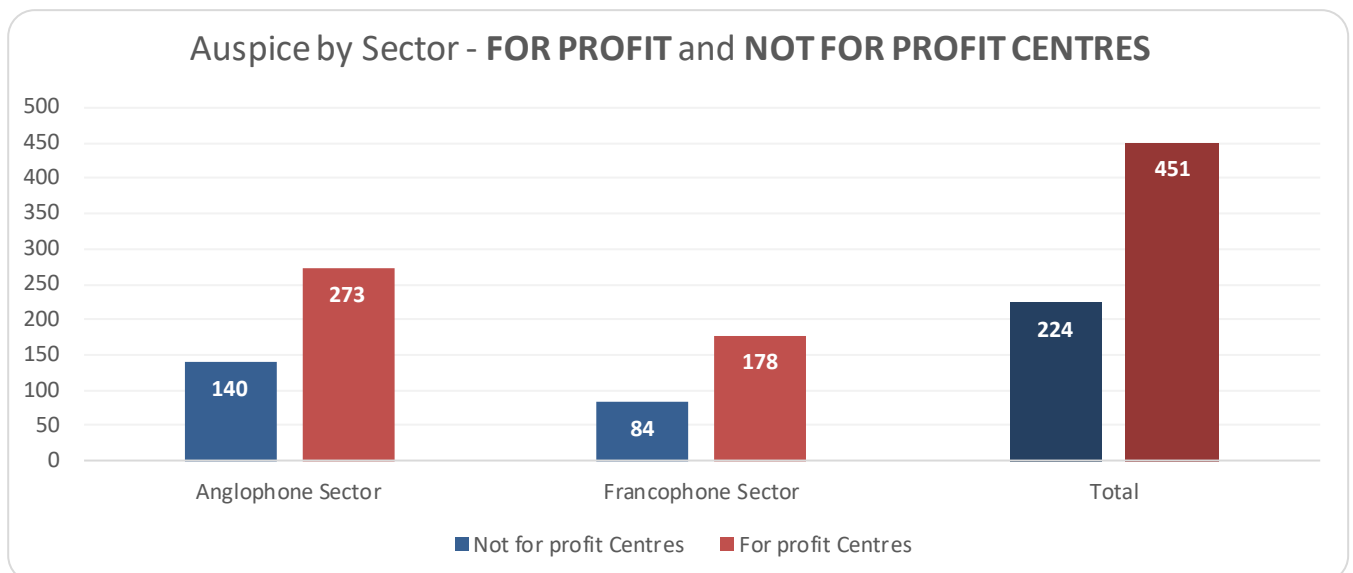
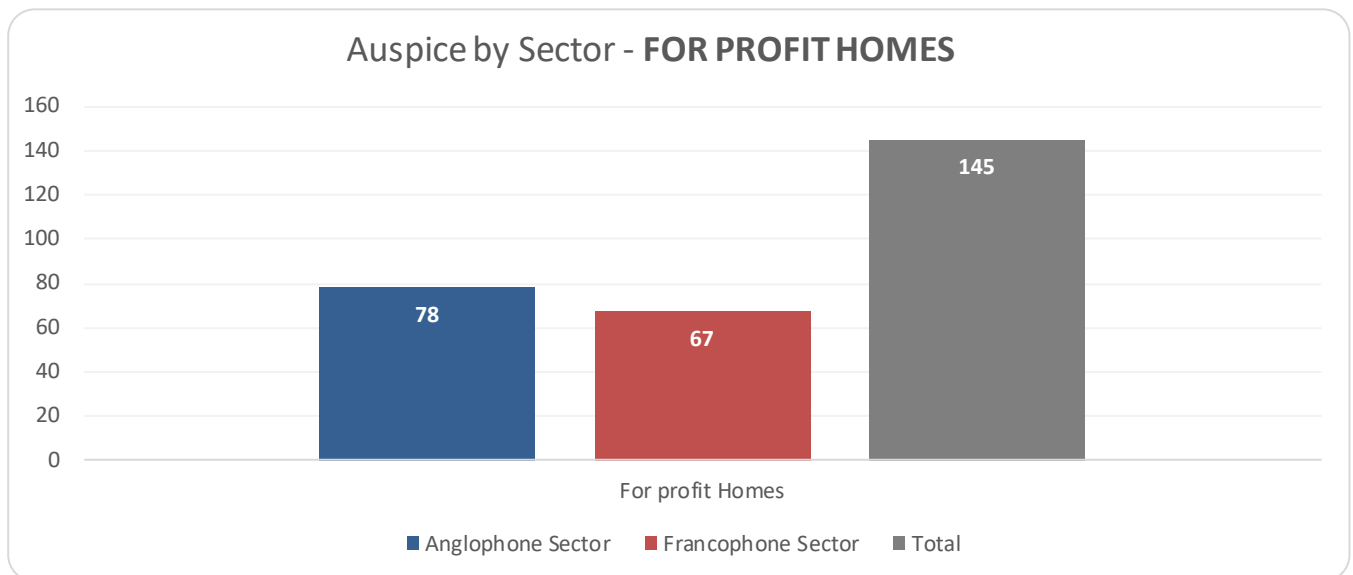
Auspice

March 31, 2021

145 for profit homes
224 not-for-profit centres
451 for profit centres

Anglophone Sector
78 for profit homes
140 not-for-profit centres
273 for profit centres

Francophone Sector
67 for profit homes
84 not-for-profit centres
178 for profit centres



Early Learning and Childcare Spaces by Age Category

Estimated total number of available spaces per age group
(*Early Learning and Childcare homes are included in this figure*)

March 31, 2021

32,416 total spaces

2,383 spaces for infants

13,461 spaces for preschool-aged children

16,572 spaces for school-aged children

Anglophone Sector

20,072 total spaces

1,495 spaces for infants

8,598 spaces for preschool-aged children

9,979 spaces for school-aged children

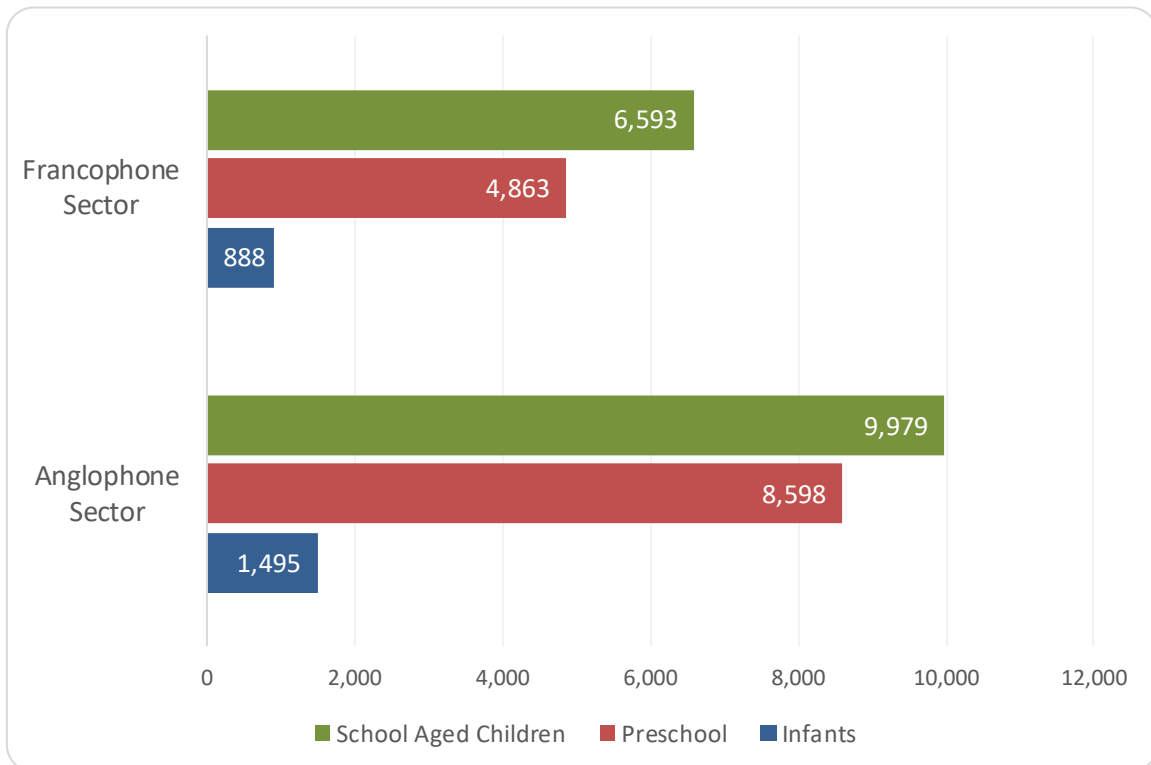
Francophone Sector

12,344 total spaces

888 spaces for infants

4,863 spaces for preschool-aged children

6,593 spaces for school-aged children

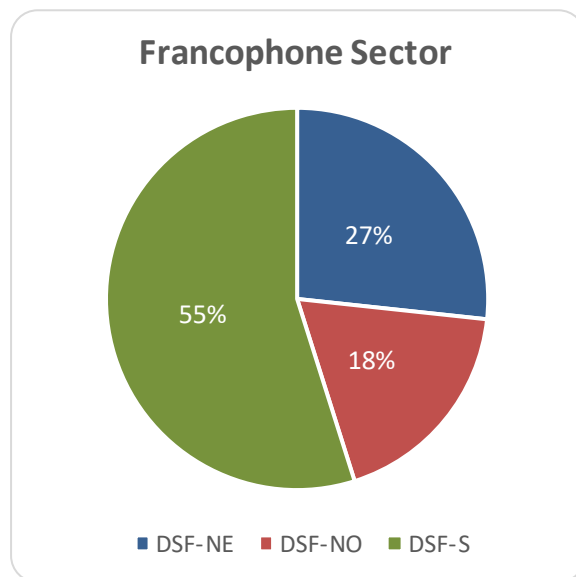
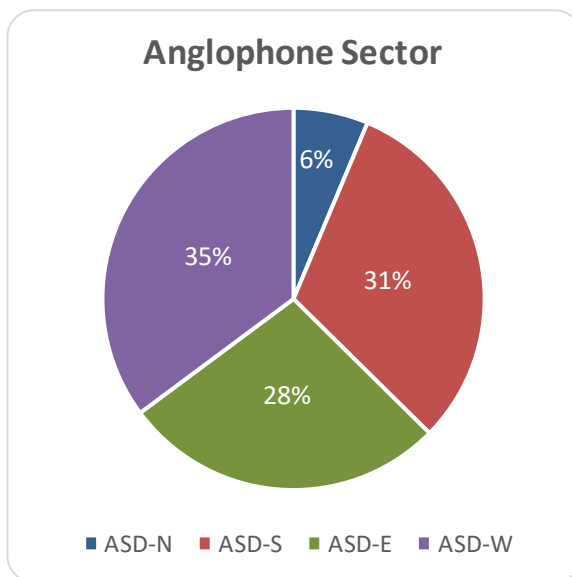


Early Learning and Childcare Spaces by School District

Estimated total number of available spaces per school district
(Early Learning and Childcare homes are included)

March 31, 2021

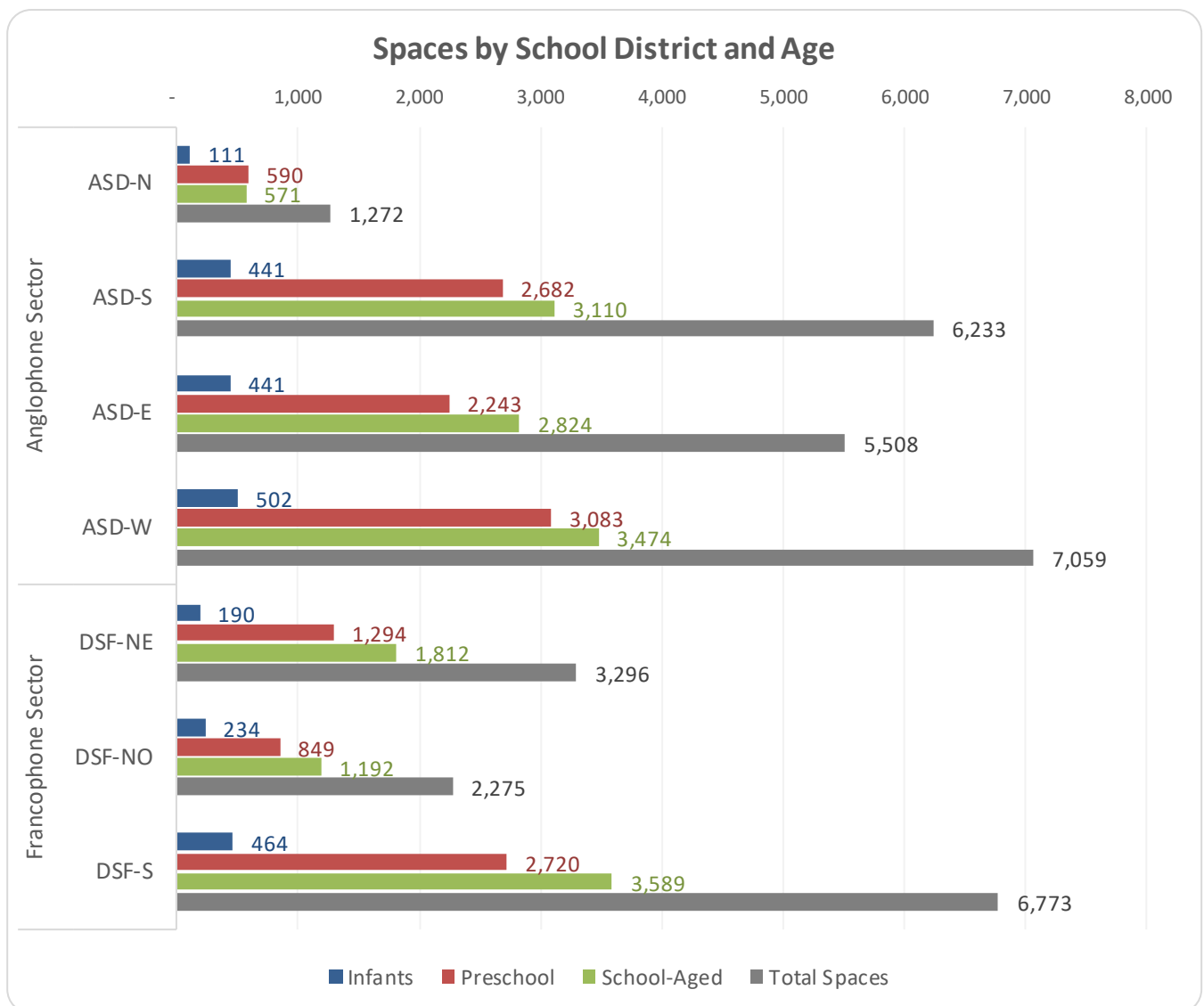
1,272	Anglophone School District North (ASD-N)
6,233	Anglophone School District South (ASD-S)
5,508	Anglophone School District East (ASD-E)
7,059	Anglophone School District West (ASD-W)
3,296	District scolaire francophone Nord-Est (DSF-NE)
2,275	District scolaire francophone Nord-Ouest (DSF-NO)
6,773	District scolaire francophone Sud (DSF-S)
<u>32,416</u>	Total Spaces



Early Learning and Childcare Spaces by Age and School District

Estimated total number of available spaces per age group
(Early Learning and Childcare homes are included)

March 31, 2021	ASD-N	ASD-S	ASD-E	ASD-W	DSF-NE	DSF-NO	DSF-S	TOTAL
Infant	111	441	441	502	190	234	464	2,383
Preschool	590	2,682	2,243	3,083	1,294	849	2,720	13,461
School-aged	571	3,110	2,824	3,474	1,812	1,192	3,589	16,572
Total spaces	1,272	6,233	5,508	7,059	3,296	2,275	6,773	32,416



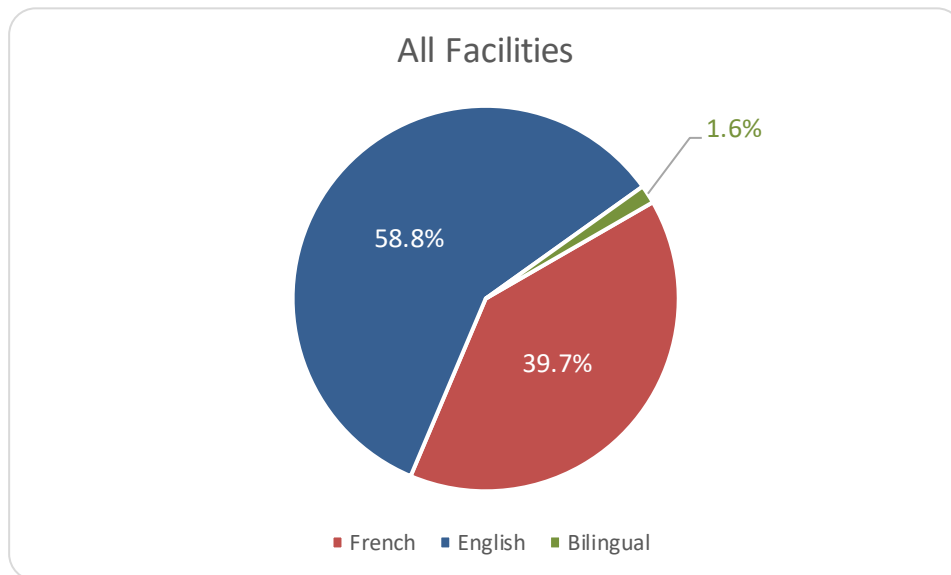
Language of Service by Facilities

All Facilities

58.8% English

39.7% French

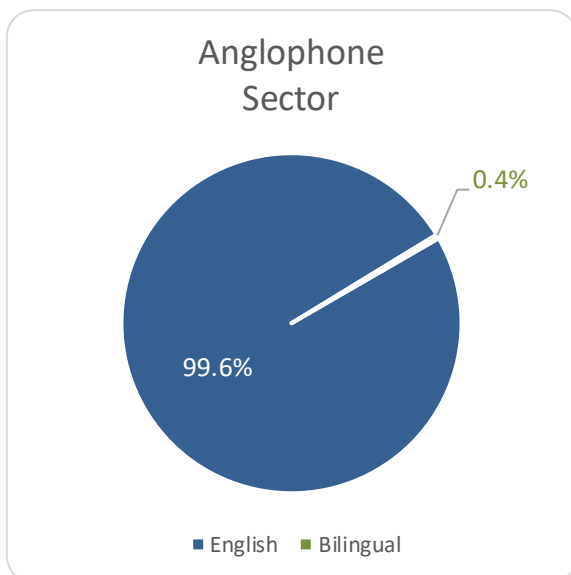
1.6% Bilingual



Anglophone Sector

99.6% English

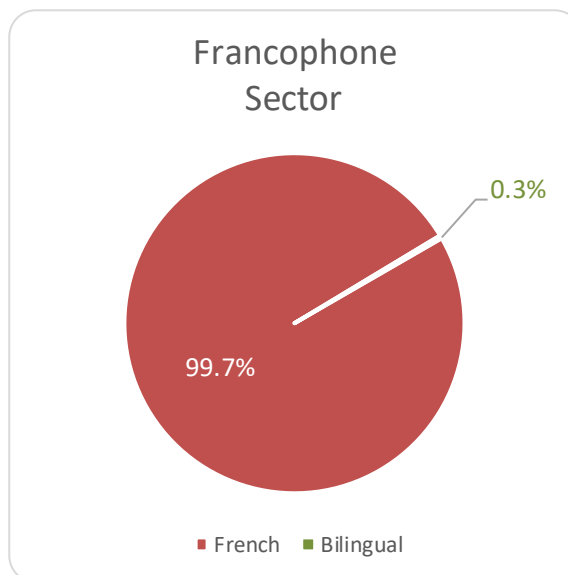
0.4% Bilingual



Francophone Sector

99.7% French

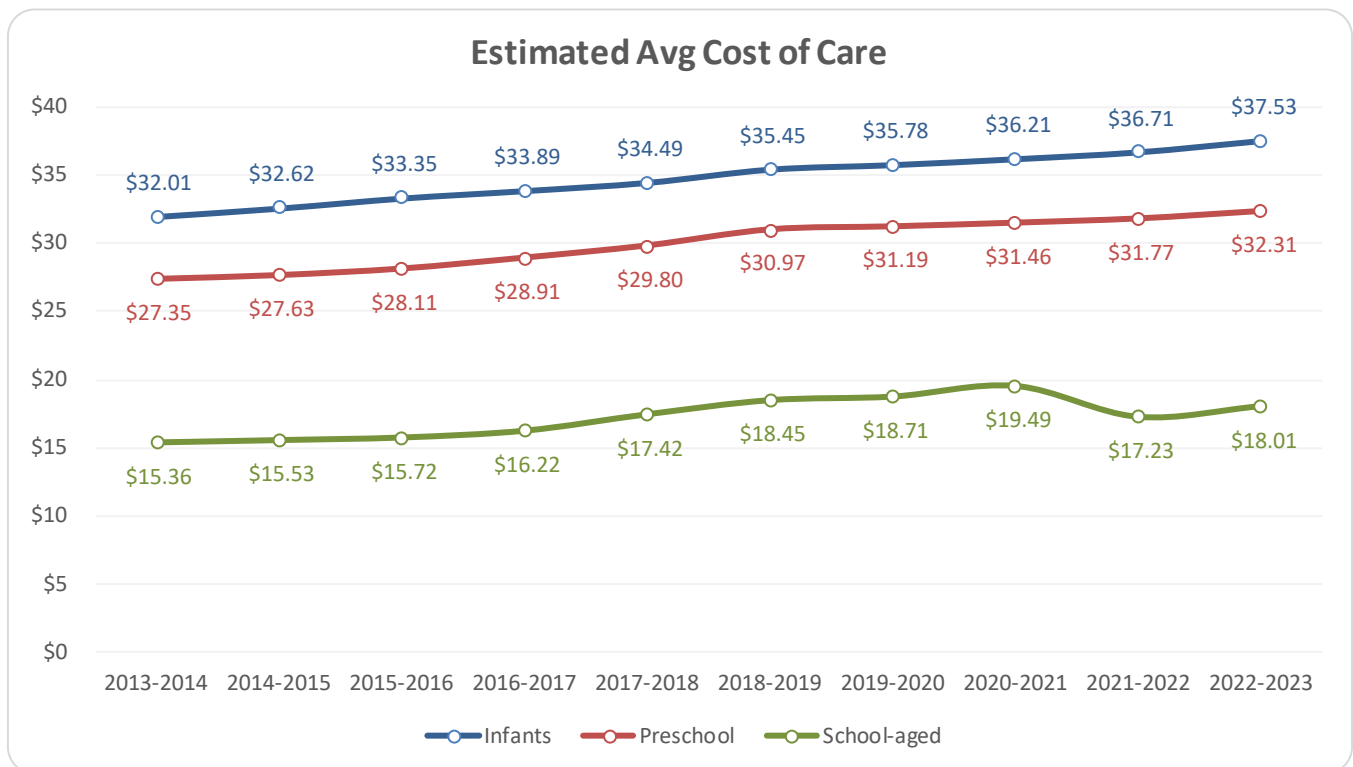
0.3% Bilingual



Estimated Average Cost of Care

Estimated daily cost of full-time care

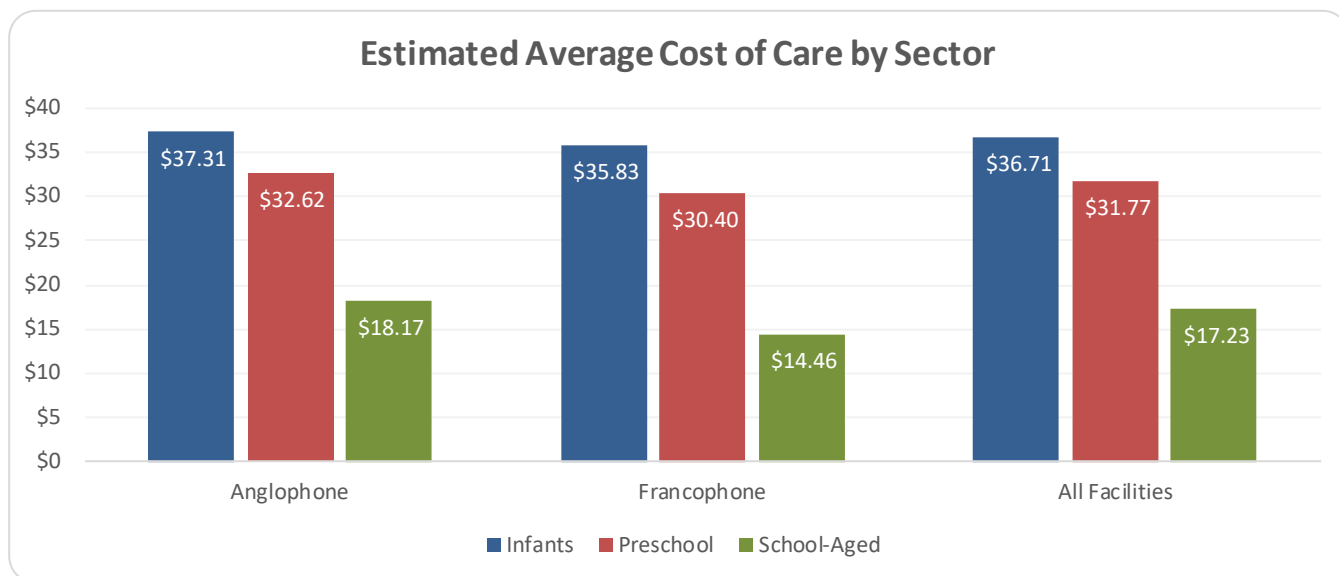
	March 2014 2014 - 2015 QIFS Applications	March 2015 2015 - 2016 QIFS Applications	March 2016 2016 - 2017 QIFS Applications	March 2017 2017 - 2018 QIFS Applications	March 2018 2018-2019 QIFS Applications	March 2019 2019-2020 QIFS Applications	March 2020 2020-2021 QIFS Applications	March 2021 AMANDA Fee Data
Infants	\$32.62	\$33.35	\$33.89	\$34.49	\$35.45	\$35.78	\$36.21	\$36.71
Preschool	\$27.63	\$28.11	\$28.91	\$29.80	\$30.97	\$31.19	\$31.46	\$31.77
After-School	\$15.53	\$15.72	\$16.22	\$17.42	\$18.45	\$18.71	\$19.49	\$17.23



Estimated Average Cost of Care by Sector

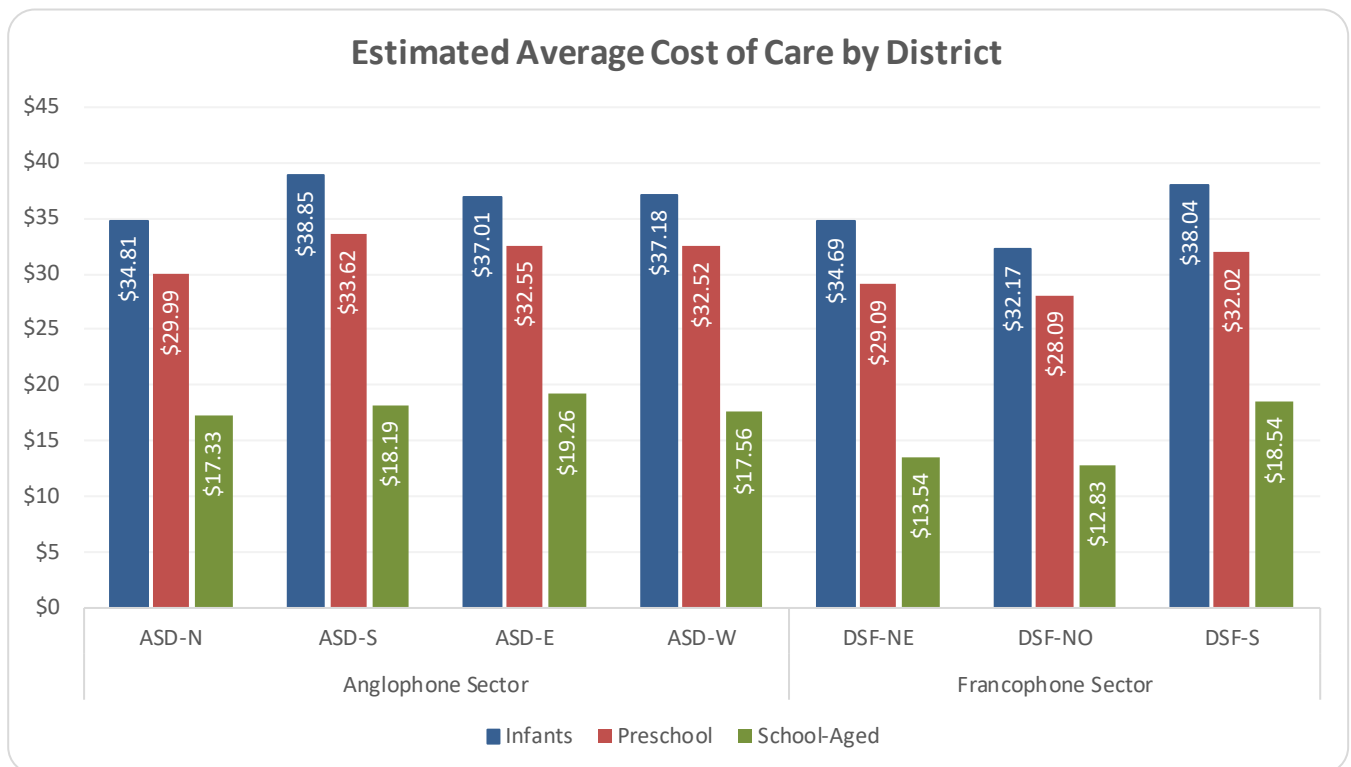
Estimated daily cost of full-time care

	All facilities	Anglophone Sector	Francophone Sector
Infants	\$36.71	\$37.31	\$35.83
Preschool	\$31.77	\$32.62	\$30.40
School-Aged	\$17.23	\$18.17	\$14.46



Estimated Average Cost of Care by School District

School District	Infant	Preschool	School-Aged
ASD-N	\$34.81	\$29.99	\$17.33
ASD-S	\$38.85	\$33.62	\$18.19
ASD-E	\$37.01	\$32.55	\$19.26
ASD-W	\$37.18	\$32.52	\$17.56
DSF-NE	\$34.69	\$29.09	\$13.54
DSF-NO	\$32.17	\$28.09	\$12.83
DSF-S	\$38.04	\$32.02	\$18.54

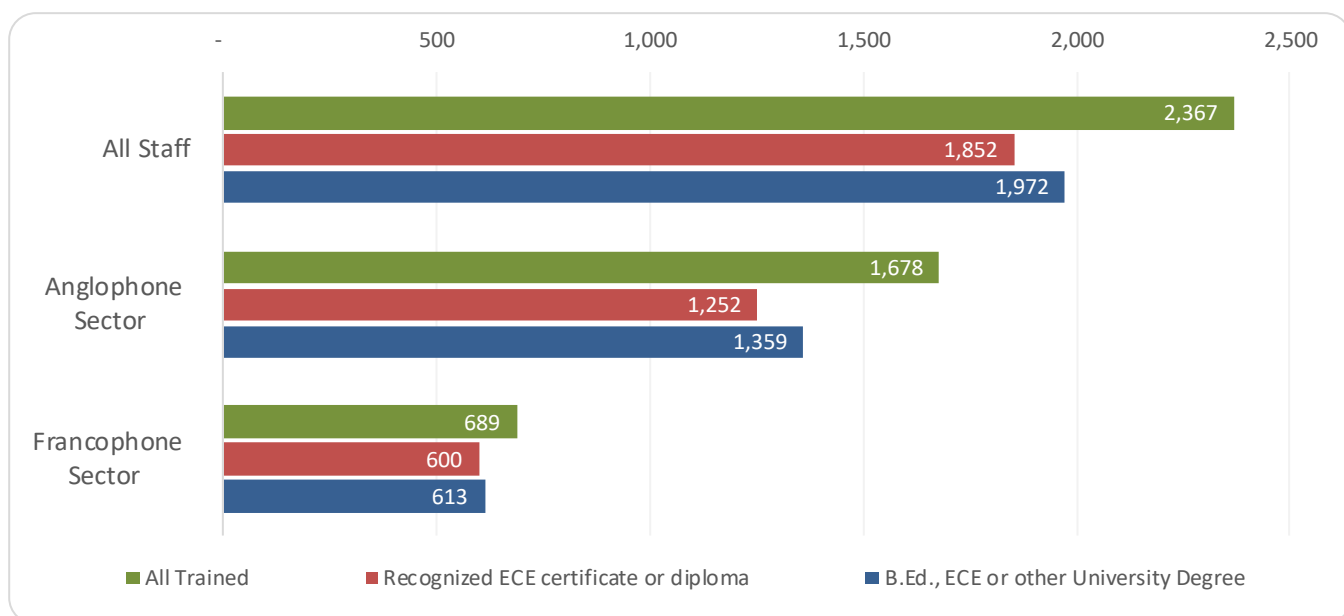


Recognized Early Childhood Education Training Profile

Educator count data was captured on October 29th, 2021 because of the transition from QIFS to WSP-ECE.

- Of the estimated **4,708** educator positions at approved early learning and childcare facilities in **2020-2021**;
 - Approximately **2,367 (50.3%)** educator positions receive the “recognized training” hourly wage rate of **\$7.25** (their training includes recognized Early Childhood Education certificates or diplomas and university degrees of any discipline).
 - Approximately **1,972 (41.9%)** educator positions hold a B.Ed., a recognized Early Childhood Education certificate or diploma, and/or a university degree in child study.
 - Of those **1,972** educator positions, approximately **1,852 (39.3%)** educator positions hold a recognized Early Childhood Education certificate or diploma.
- Approximately **2,341 (49.7%)** educator positions are considered untrained and receive the hourly wage enhancement rate of **\$3.15**.

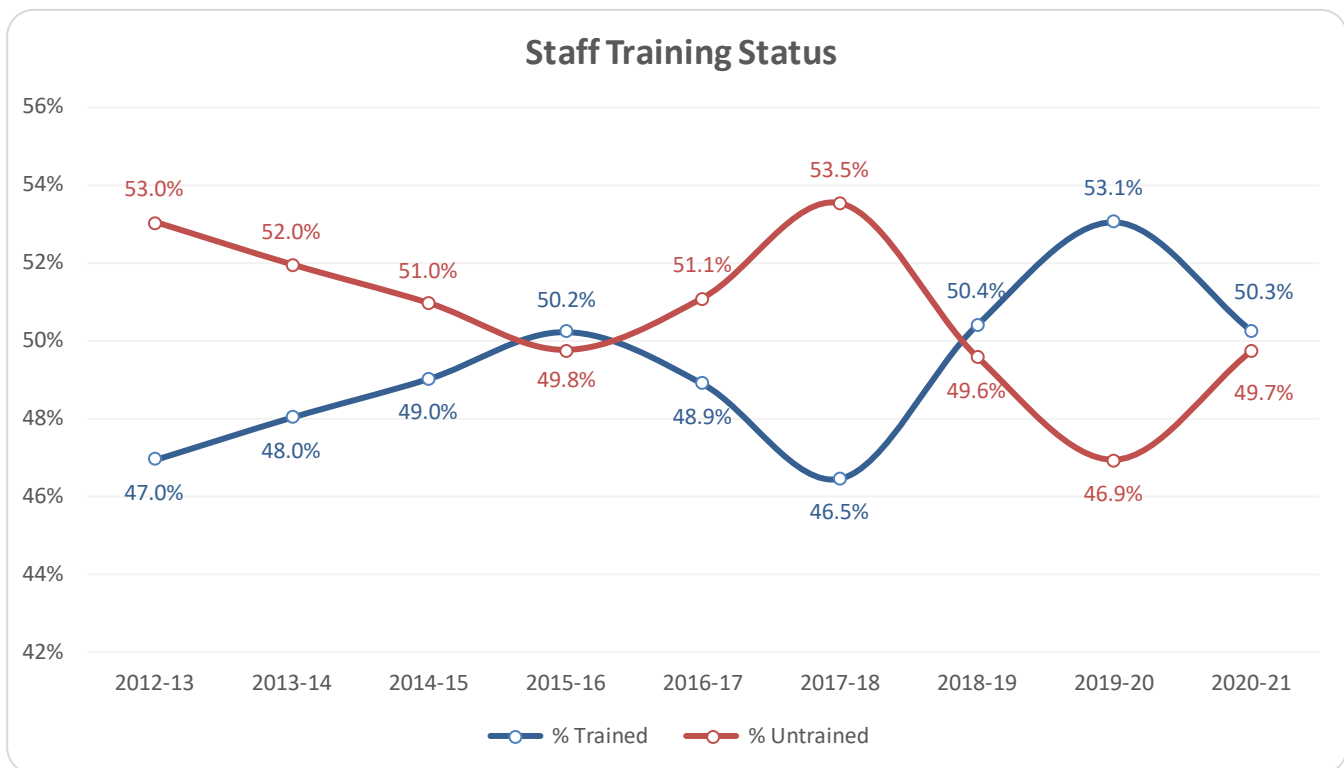
	All Staff	Anglophone Sector	Francophone Sector
B.Ed., recognized ECE and/or university degree in child study	1,972	1,359	613
Recognized ECE certificate or diploma	1,852	1,252	600
Educators receiving “recognized training” hourly wage of \$7.25	2,367	1,678	689



Staff Profile – Training Status

	2013-14 Mar. 31, 2014	2014-15 Mar. 31, 2015	2015-16 Mar. 31, 2016	2016-17 Mar. 31, 2017	2017-18 Mar.31, 2018	2018-19 Mar.31, 2019	2019-20 Mar.31, 2020	2020-21 Mar.31, 2021*
Number of educators	3,611	3,864	4,072	4,519	4,837	4,807	4,543	4,708
Trained	1,735 (48.0%)	1,895 (49.0%)	2,046 (50.2%)	2,210 (48.9%)	2,248 (46.5%)	2,424 (50.4%)	2,411 (53.1%)	2,367 (50.3%)
Untrained	1,876 (52.0%)	1,969 (51.0%)	2,026 (49.8%)	2,309 (51.1%)	2,589 (53.5%)	2,383 (49.6%)	2,132 (46.9%)	2,341 (49.7%)

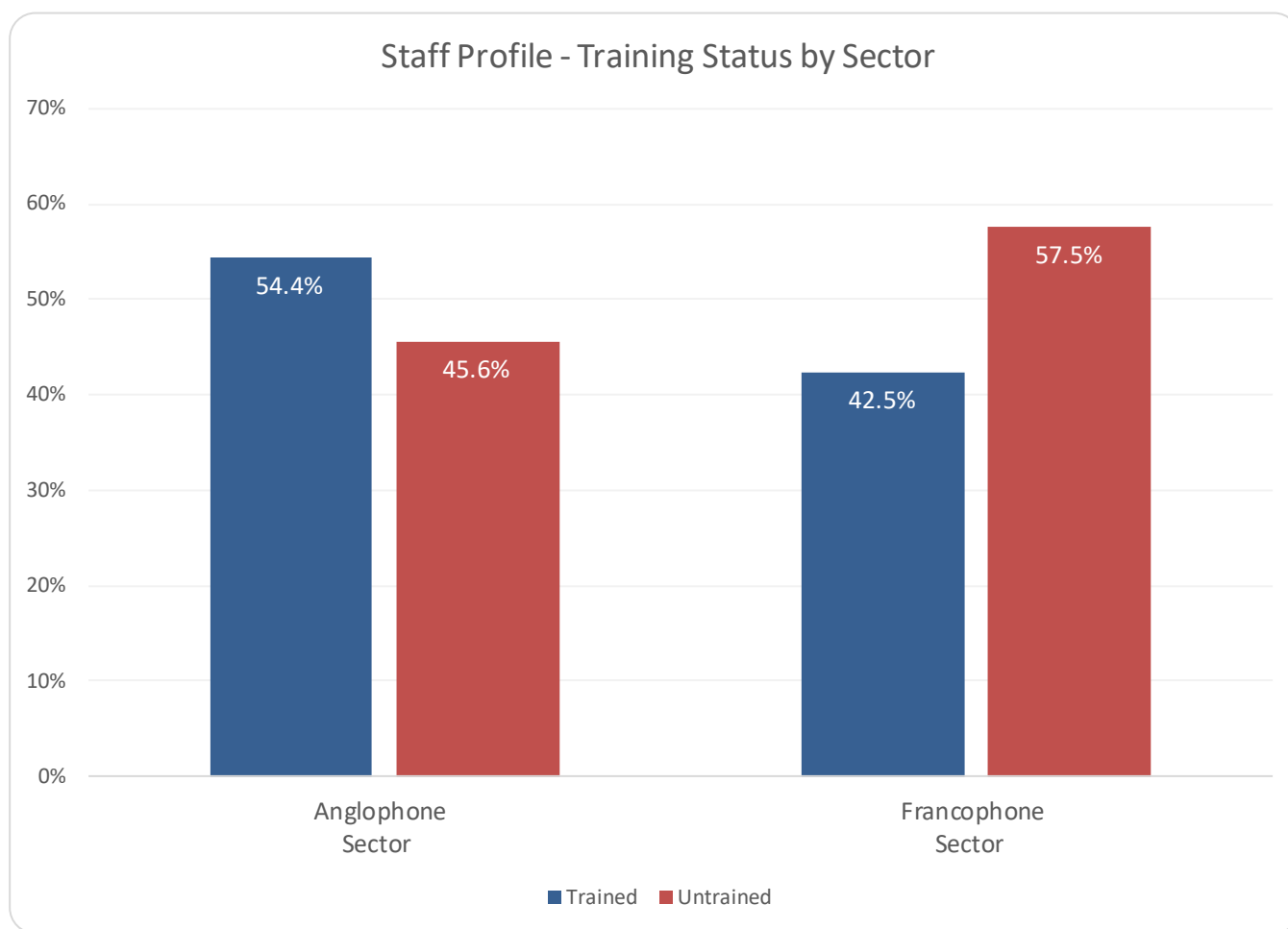
*Educator training status data was captured on October 29th, 2021 because of the transition from QIFS to WSP-ECE.



Staff Profile - Training Status by Sector

	Anglophone Sector	Francophone Sector
Number of educators	3,085	1,623
Trained	1,678 (54.4%)	689 (42.5%)
Untrained	1,407 (45.6%)	934 (57.5%)

Educator training status data was captured on October 29th, 2021 because of the transition from QIFS to WSP-ECE.



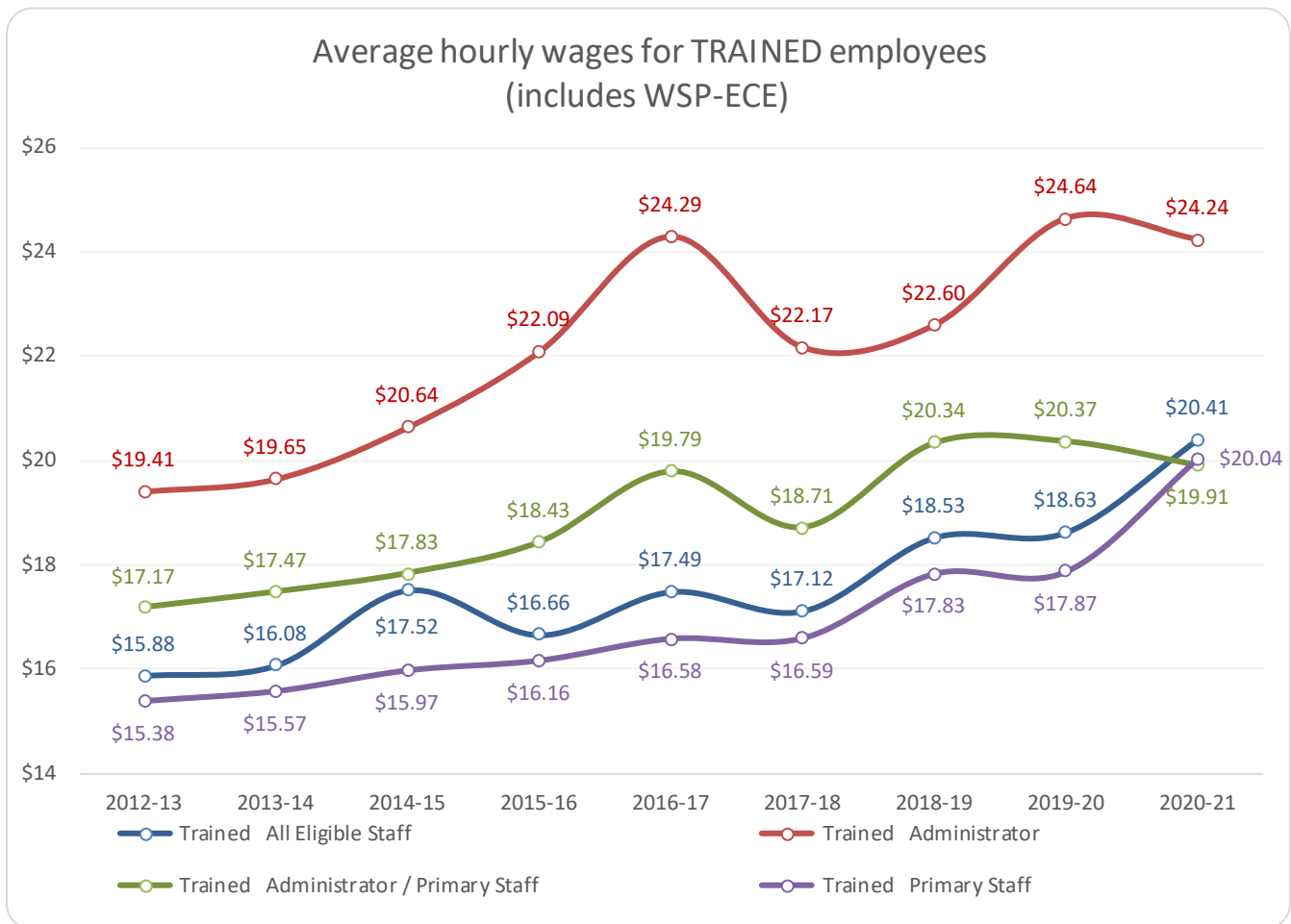
Early Learning and Childcare Annual Statistical Report 2020-2021

Staff Wages – Trained

Includes Wage Support Program for Early Childhood Educators (WSP-ECE) wage benefits

Average hourly wage TRAINED employees	2013-14 Mar. 31, 2014	2014-15 Mar. 31, 2015	2015-16 Mar. 31, 2016	2016-17 Mar. 31, 2017	2017-18 Mar. 31, 2018	2018-19 Mar. 31, 2019	2019-20 Mar. 31, 2020	2020-21 Mar. 31, 2021*
All eligible staff	\$16.08	\$17.52	\$16.66	\$17.49	\$17.12	\$18.53	\$18.63	\$20.41
Administrators	\$19.65	\$20.64	\$22.09	\$24.29	\$22.17	\$22.60	\$24.64	\$24.24
Home Operators	\$17.47	\$17.83	\$18.43	\$19.79	\$18.71	\$20.34	\$20.37	\$19.91
Educators	\$15.57	\$15.97	\$16.16	\$16.58	\$16.59	\$17.83	\$17.87	\$20.04

*Wages include WSP-ECE benefits and were captured on October 29th, 2021 because of the transition from QIFS to WSP-ECE.



Historical provincial minimum wage increases

- \$10.00/hour on Apr 1st, 2012
- \$10.30/hour on Dec 31st, 2014
- \$10.65/hour on Apr 1st, 2016
- \$11.00/hour on Apr 1st, 2017
- \$11.25/hour on Apr 1st, 2018
- \$11.50/hour on Apr 1st, 2019
- \$11.70/hour on Apr 1st, 2020

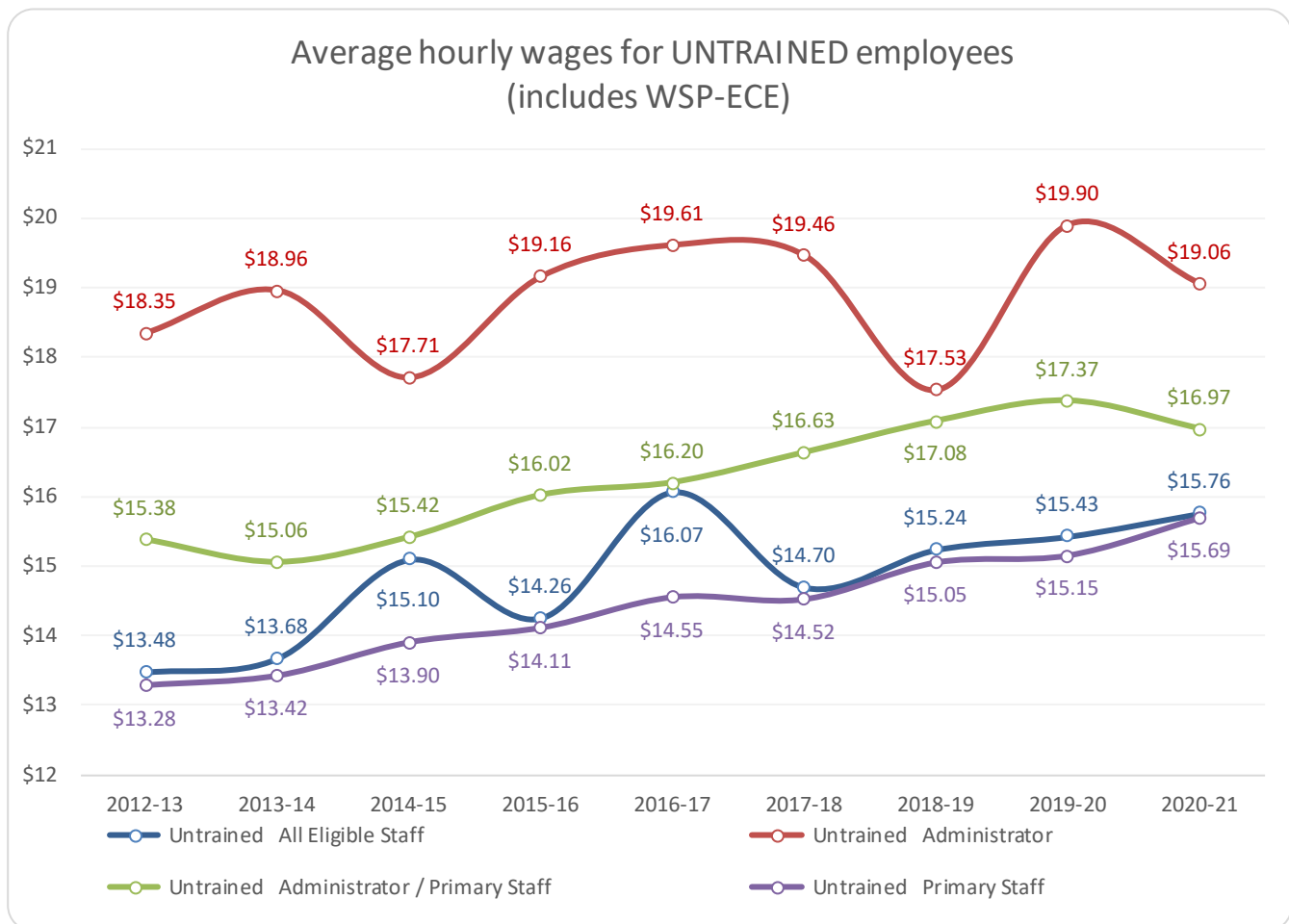
Early Learning and Childcare Annual Statistical Report 2020-2021

Staff Wages – Untrained

Includes Wage Support Program for Early Childhood Educators (WSP-ECE) wage benefits

Average hourly wage UNTRAINED employees	2013-14 Mar. 31, 2014	2014-15 Mar. 31, 2015	2015-16 Mar. 31, 2016	2016-17 Mar. 31, 2017	2017-18 Mar. 31, 2018	2018-19 Mar. 31, 2019	2019-20 Mar. 31, 2020	2020-21 Mar. 31, 2021*
All eligible staff	\$13.68	\$15.10	\$14.26	\$16.07	\$14.70	\$15.24	\$15.43	\$15.76
Administrators	\$18.96	\$17.71	\$19.16	\$19.61	\$19.46	\$17.53	\$19.90	\$19.06
Home Operators	\$15.06	\$15.42	\$16.02	\$16.20	\$16.63	\$17.08	\$17.37	\$16.97
Educators	\$13.42	\$13.90	\$14.11	\$14.55	\$14.52	\$15.05	\$15.15	\$15.69

*Wages include WSP-ECE benefits and were captured on October 29th, 2021 because of the transition from QIFS to WSP-ECE.



Historical provincial minimum wage increases

\$10.00/hour on Apr 1 st , 2012	\$11.25/hour on Apr 1 st , 2018
\$10.30/hour on Dec 31 st , 2014	\$11.50/hour on Apr 1 st , 2019
\$10.65/hour on Apr 1 st , 2016	\$11.70/hour on Apr 1 st , 2020
\$11.00/hour on Apr 1 st , 2017	

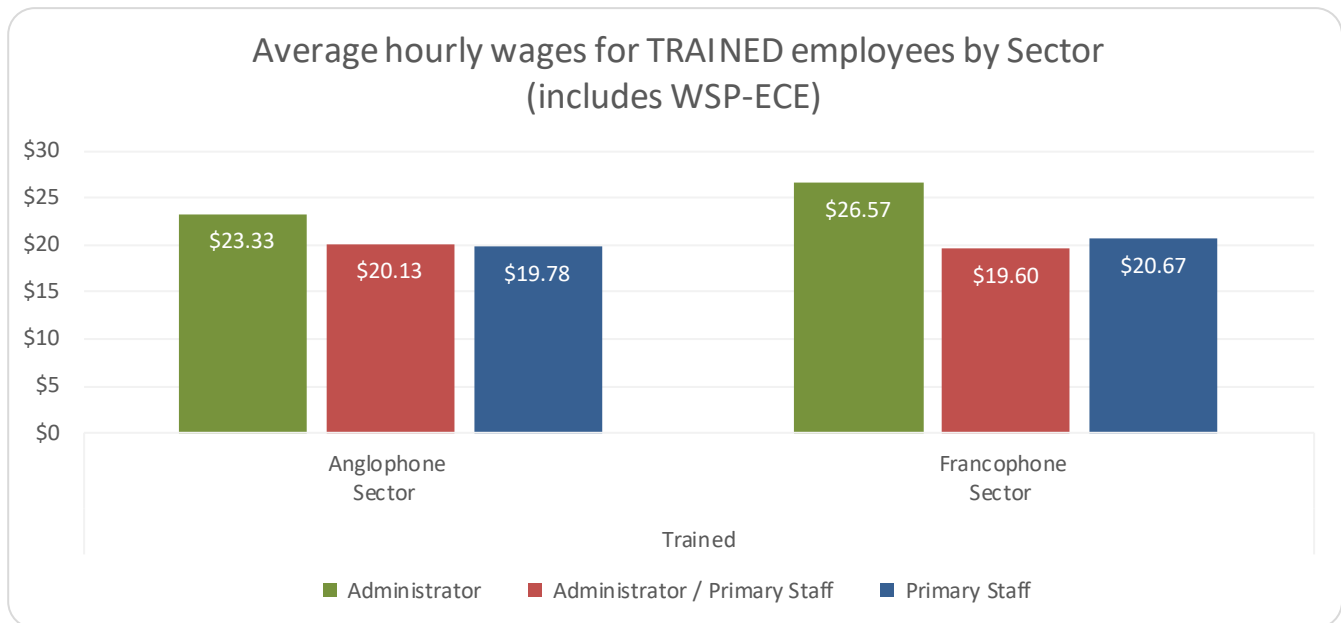
Trained Staff Profile by Sector (2020-2021)

An estimate of **4,708** educators in 2020-2021, as of March 31, 2021, were employed at approved early learning and childcare facilities across the province. One individual educator may be employed at more than one licensed facility (i.e. preschool and after school) and therefore could represent two positions/educators.

Average hourly wage amounts include WSP-ECE wage enhancements of \$3.15/hour untrained and \$7.25/hour trained.

Trained hourly wage*	All Staff	Anglophone Sector	Francophone Sector
All Eligible Staff	\$20.41	\$20.12	\$21.12
Administrators	\$24.24	\$23.33	\$26.57
Home Operators	\$19.91	\$20.13	\$19.60
Educators	\$20.04	\$19.78	\$20.67

*Wages include WSP-ECE benefits and were captured on October 29th, 2021 because of the transition from QIFS to WSP-ECE.



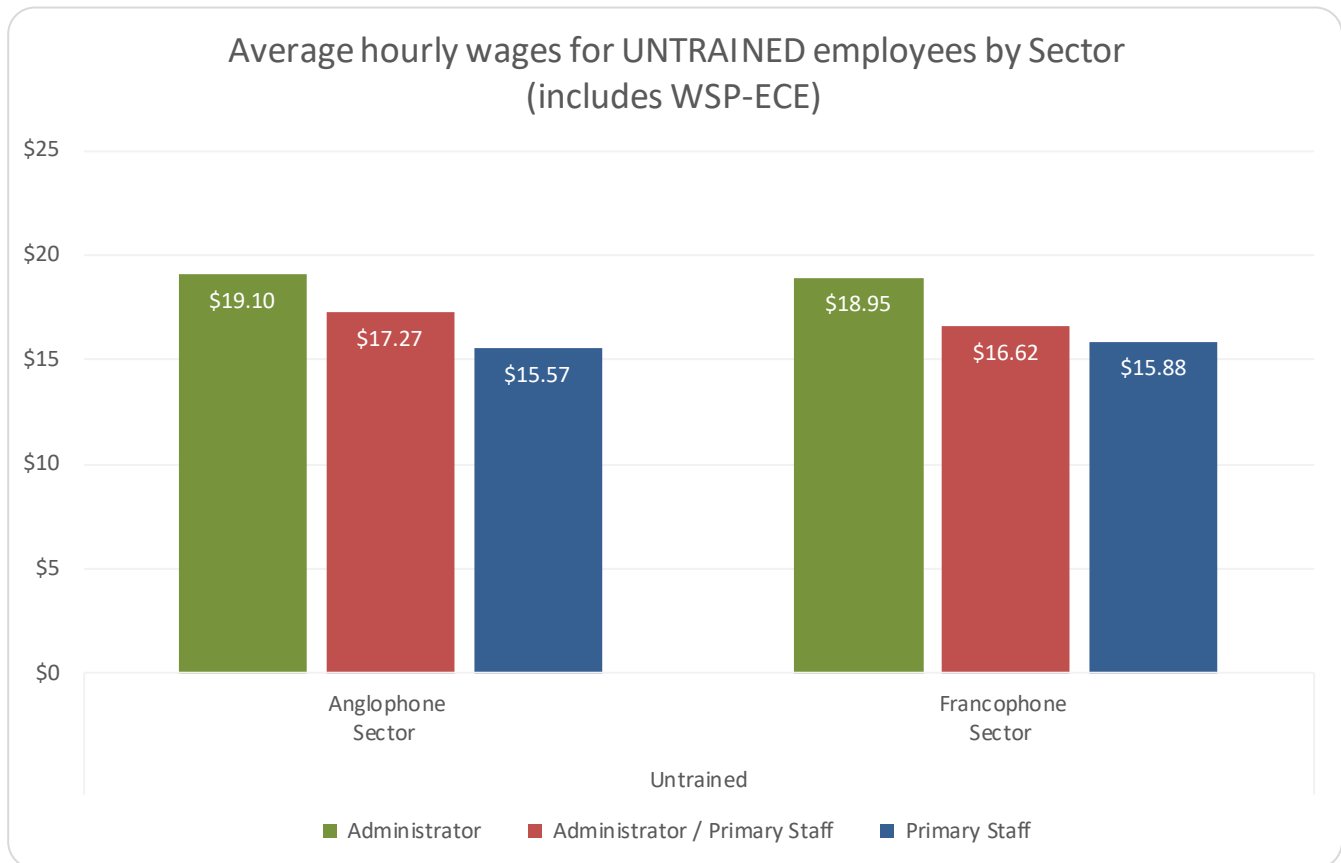
Historical provincial minimum wage increases

\$10.00/hour on Apr 1 st , 2012	\$11.25/hour on Apr 1 st , 2018
\$10.30/hour on Dec 31 st , 2014	\$11.50/hour on Apr 1 st , 2019
\$10.65/hour on Apr 1 st , 2016	\$11.70/hour on Apr 1 st , 2020
\$11.00/hour on Apr 1 st , 2017	

Untrained Staff Profile by Sector (2020-2021)

Untrained hourly wage*	All Staff	Anglophone Sector	Francophone Sector
All Eligible Staff	\$15.76	\$15.66	\$15.92
Administrators	\$19.06	\$19.10	\$18.95
Home Operators	\$16.97	\$17.27	\$16.62
Educators	\$15.69	\$15.57	\$15.88

*Wages include WSP-ECE benefits and were captured on October 29th, 2021 because of the transition from QIFS to WSP-ECE.



Historical provincial minimum wage increases

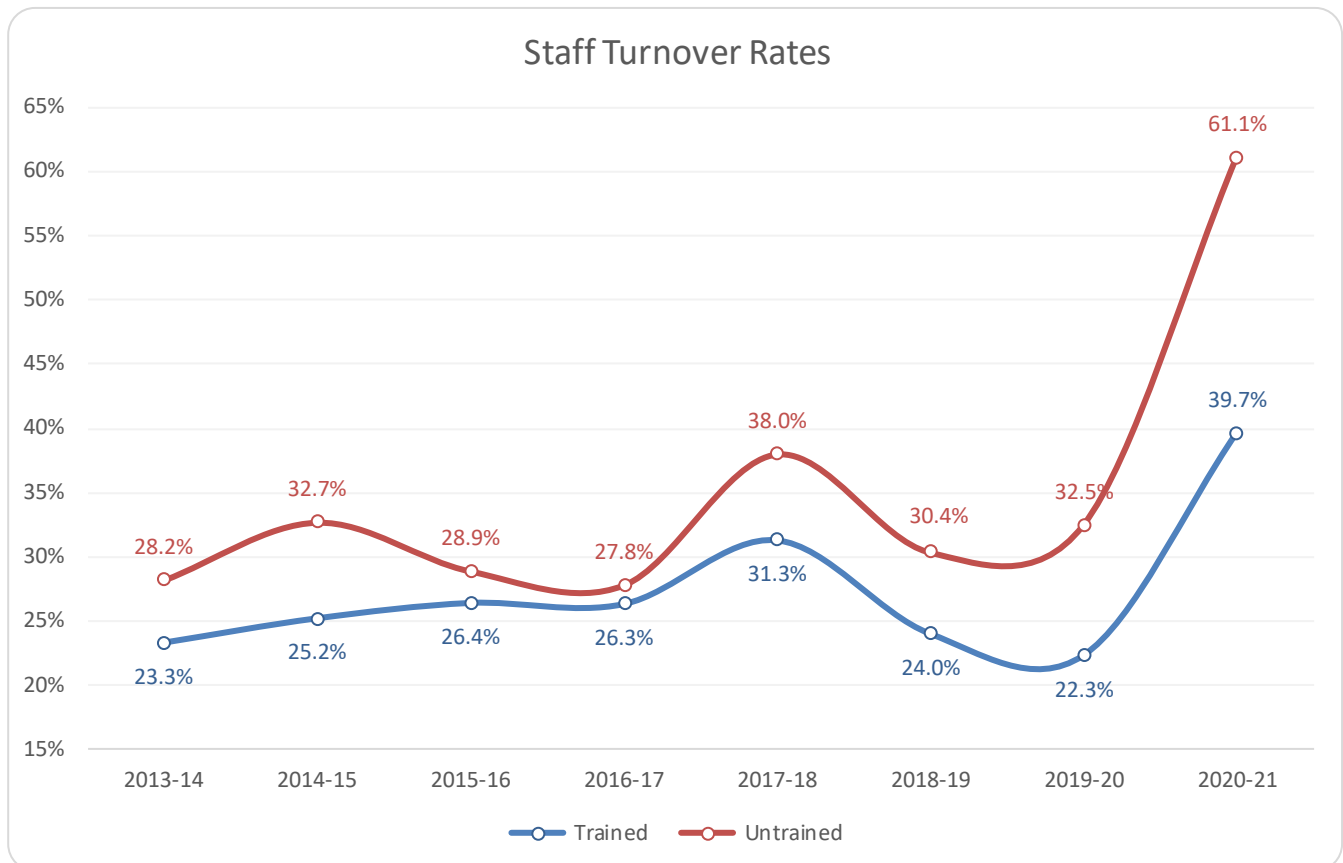
\$10.00/hour on Apr 1 st , 2012	\$11.25/hour on Apr 1 st , 2018
\$10.30/hour on Dec 31 st , 2014	\$11.50/hour on Apr 1 st , 2019
\$10.65/hour on Apr 1 st , 2016	\$11.70/hour on Apr 1 st , 2020
\$11.00/hour on Apr 1 st , 2017	

Staff Turnover Rates 2013-2021

Across all sectors (Anglophone and Francophone), excluding Relief staff.

Year	Number of employees that left - Overall	Percent	Number of employees that left - Trained	Percent	Number of employees that left - Untrained	Percent
2013-2014	1,144	25.8%	502	23.3%	642	28.2%
2014-2015	1,482	29.1%	611	25.2%	871	32.7%
2015-2016	1,246	27.6%	600	26.4%	646	28.9%
2016-2017	1,223	27.1%	581	26.3%	642	27.8%
2017-2018	1,292	34.7%	578	31.3%	714	38.0%
2018-2019	1,381	27.4%	569	24.0%	812	30.4%
2019-2020	1,520	27.8%	559	22.3%	961	32.5%
2020-2021*	2,160	50.1%	880	39.7%	1,280	61.1%

* Unemployment in facilities closed due to COVID-19 throughout 2020-2021 fiscal year are reflected in this statistic.



DAY CARE ASSISTANCE PROGRAM

The Day Care Assistance Program is designed to help New Brunswick families obtain the best possible childcare for their children. This program offers parents or guardians financial assistance to help them access a licensed early learning and childcare facility. If parents or guardian have no access to a licensed early learning and childcare facility, either because they work evenings, nights or weekends or because there is no licensed early learning and childcare facility near where they live they can obtain private child care through the Alternative Child Care Program.

Maximum Daily Rates

As of October 2014

Full Time

- Infants - **\$28.50 / day**
- Preschool - **\$24.25 / day**
- School Age - **\$24.25 / day**

Part Time

- Infants - **\$14.50 / day**
- Preschool - **\$12.75 / day**
- School Age - **\$12.75 / day**

Take-Up

- **3,418 children** in approved licensed early learning and childcare facilities benefited from the Day Care Assistance Program in 2020-2021.

LICENSING AND MONITORING PERFORMANCE INDICATORS

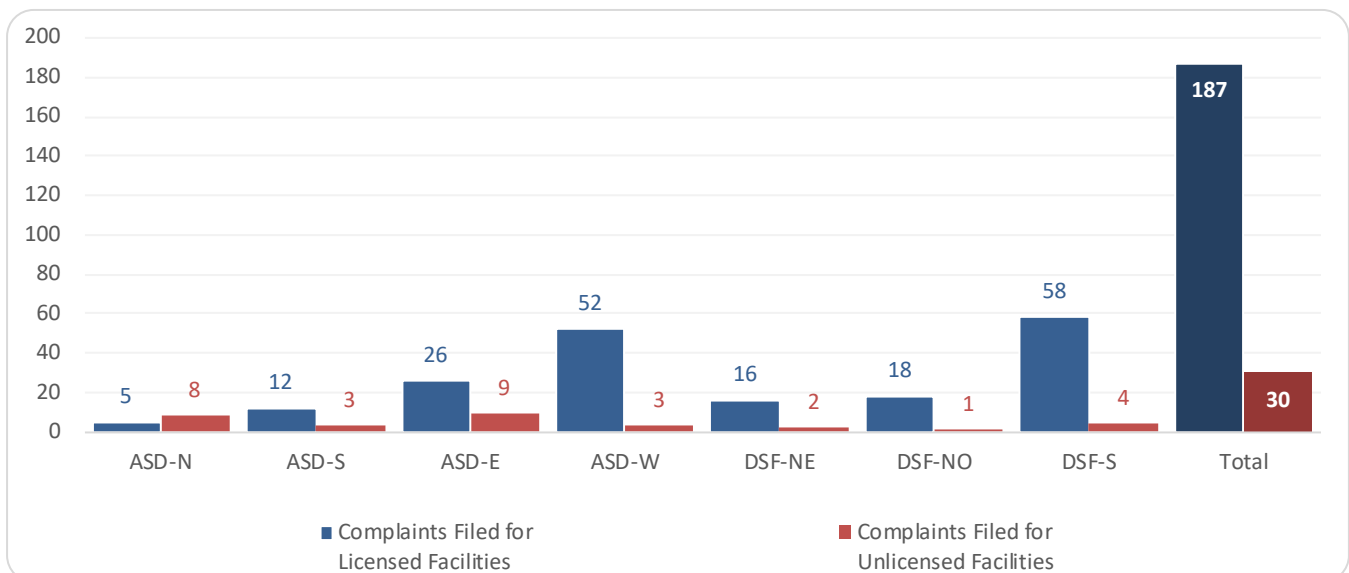
In New Brunswick, a licence is required to operate an early learning and childcare facility. Licences are issued for a twelve-month period.

Early learning and childcare staff inspect and monitor early learning and childcare facilities, investigate complaints and provide support to operators and educators. The approval and renewal process ensures continuity in minimal standards of health, safety and well-being for young children in non-parental care.

A valid licence is an indicator that the early learning and childcare facility has been inspected and is in compliance with the *Early Childhood Services Act* and Licensing Regulation 2018-11 prior to expiration.

Licensed and Unlicensed Early Learning and Childcare facilities by School District 2020-2021

The following chart represents the number of complaints filed per district during the 2020-2021 fiscal year.

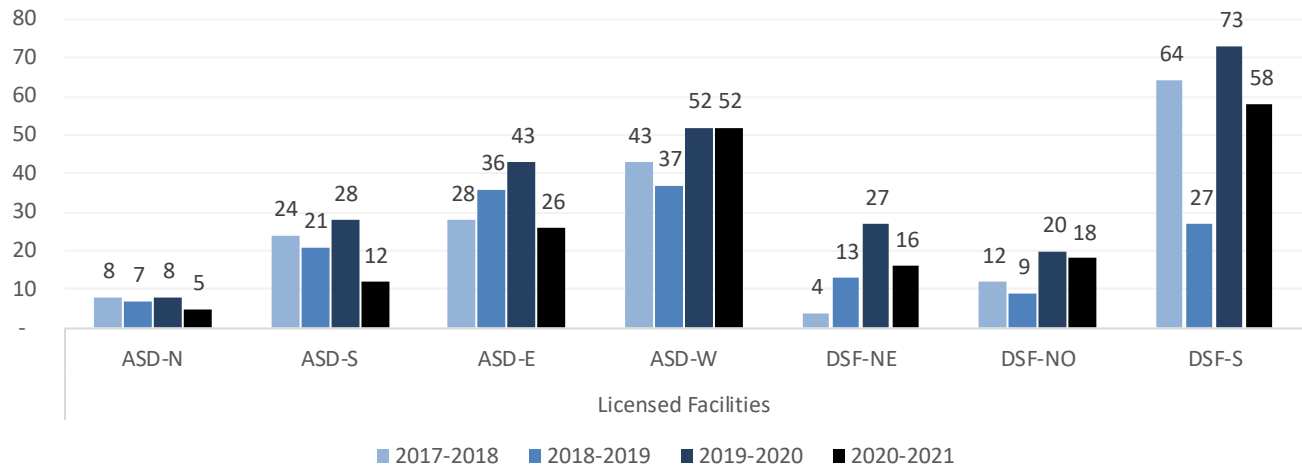


**This chart is based on caseload distribution by district rather than on the physical location of the early learning and childcare facilities.

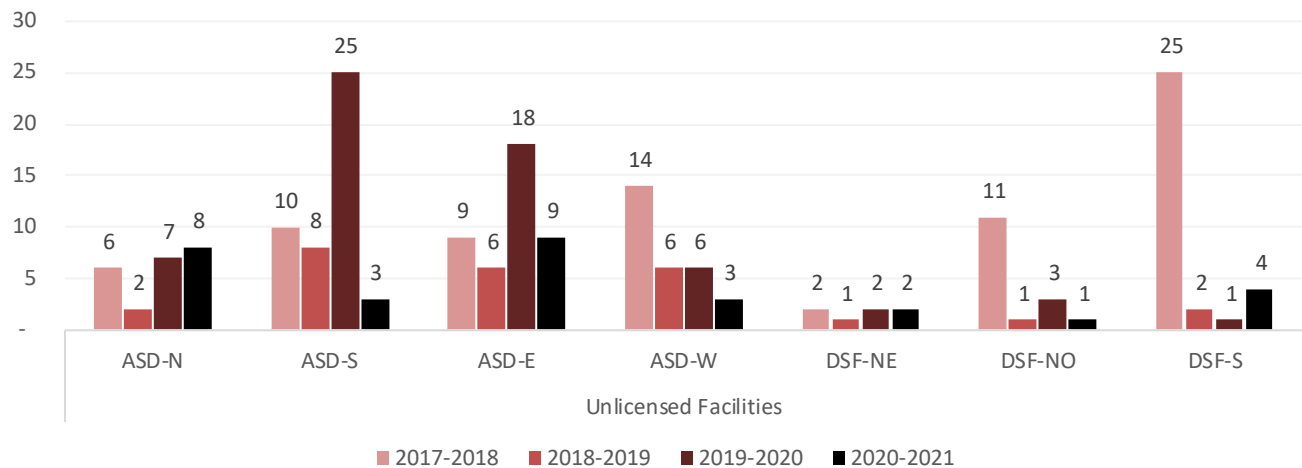
Early Learning and Childcare Annual Statistical Report 2020-2021

The following charts represent the number of complaints filed per district during the last four fiscal years for LICENSED and UNLICENSED facilities.

Complaints filed for **LICENSED FACILITIES** during the last 4 years



Complaints filed for **UNLICENSED FACILITIES** during the last 4 years



DEFINITIONS

Administrator means a person appointed by an operator to work at a facility and to supervise day-to-day activities. An administrator may be the owner and have the title of operator, director, or manager.

Administrator/educator means a person who administers a facility and also performs the duties of an educator. An early learning and childcare home operator would be considered an administrator/educator.

Early learning and childcare home (ELC Home) means a licensed facility at which services are provided in a home setting for more than four continuous hours per day and three or more days per week to a group of children under subsection 7(4) of the licensing regulation

Educator means an operator or a staff member of a full-time or part-time early learning and childcare centre who is at least 16 years of age and who works directly with children. This is a permanent position.

Employee means a person who performs work for or supplies services to an employer for wages.

Facility means an early learning and childcare facility at which services are provided

Fiscal year means the twelve-month financial accounting period used by a business from April 1st, to March 31st.

Full-time early learning and childcare centre (full-time ELC centre) means a licensed facility at which services are provided for more than four continuous hours per day and three or more days per week to a group of children under subsection 7(2) of the licensing regulation

Infant means a child who is under 2 years of age.

Licensed facility means a facility for which its operator holds a licence or a probationary licence.

Part-time early learning and childcare centre (part-time ELC centre): a licensed facility at which services are provided to one of the following groups:

- (a) a group of children under subsection 7(3)(a) for four consecutive hours per day or fewer or for fewer than three days per week, or
- (b) a group of children under subsection 7(3)(b).

Preschool child means a child who is 2 years of age or over and who is not yet attending school.

Primary staff member means (a) an operator, or (b) a person employed in a day care facility that spends seventy-five percent or more of their time at the daycare facility providing day care services directly to children. This is a permanent position.

Recognized Early Childhood Education Training means the completion of early childhood education training through a program or institution recognized by the Department of Education and Early Childhood Development.

Relief worker means a person who is hired on an irregular, casual basis to fill a full time or part-time permanent position of a primary staff member who is unable to work for any reason.

School-age child means a child who is attending school

Services means related to the care, supervision or development of a child which are provided by a person other than the child's parent or guardian

Wage means money paid to an employee for work done that is usually figured on an hourly, daily, or piecework basis.