



Early Learning and Childcare Services

Annual Statistical Report

2018-2019

Year Ending
March 31, 2019

Table of Contents

EARLY CHILDHOOD SERVICES	3
NEW BRUNSWICK EARLY LEARNING AND CHILDCARE SERVICES PROFILE	
Regulated Facilities and Spaces	4
Facility type	5
Facilities Openings and Closures	6
Auspice.....	7
Early Learning and Childcare Spaces by Age Category	8
Early Learning and Childcare Spaces by School District.....	9
Early Learning and Childcare Spaces by by Age and School District.....	10
Language of Service by Facilities	11
Estimated Average Cost of Care	12
Estimated Average Cost of Care by Sector	13
Estimated Average Cost of Care by School District.....	14
QUALITY IMPROVEMENT FUNDING SUPPORT	
Recognized Early Childhood Education Training Profile	15
Staff Profile – Training Status	16
Staff Profile – Training Status by Sector	17
Staff Wages - Trained.....	18
Staff Wages - Untrained	19
Trained Staff Profile by Sector.....	20
Untrained Staff Profile by Sector.....	21
Staff Turnover Rates.....	22
DAY CARE ASSISTANCE	
Maximum Daily Rates	23
Take-up	23
LICENSING AND MONITORING PERFORMANCE INDICATORS	
Licensed and Unlicensed Early Learning and Childcare Facilities by School District - Complaints.....	24
DEFINITIONS	25

EARLY CHILDHOOD SERVICES

The Early Childhood Development Division is responsible for the development, design and monitoring of all departmental early childhood and school-based childcare programs and services.

We are pleased to share the New Brunswick **2018-2019** Early Learning and Childcare Services Annual Statistical Report. The information contained in this report will provide the user with an overview of early learning and childcare services in New Brunswick.

This report provides a profile of **2018-2019** and in some cases data from previous fiscal years so the user will be able to track trends. It reports on programs that support the early learning and childcare facilities and the families and children who access these services in New Brunswick. It also provides a picture of the investments that the Department of Education and Early Childhood Development is making in early childhood and school-based childcare programs and services.

The Early Learning and Childcare Services branch is responsible for representing the public interest in matters related to the safety and healthy development of young children from birth to 12 years of age who are in non-parental Early Learning and Childcare arrangements primarily while their parents are working, studying or in training.

Effective February 1, 2018, early learning and childcare services became legislated under the *Early Childhood Services Act*.

Regulated Facilities and Spaces

March 31, 2019

850 facilities

30,363 spaces

Anglophone Sector

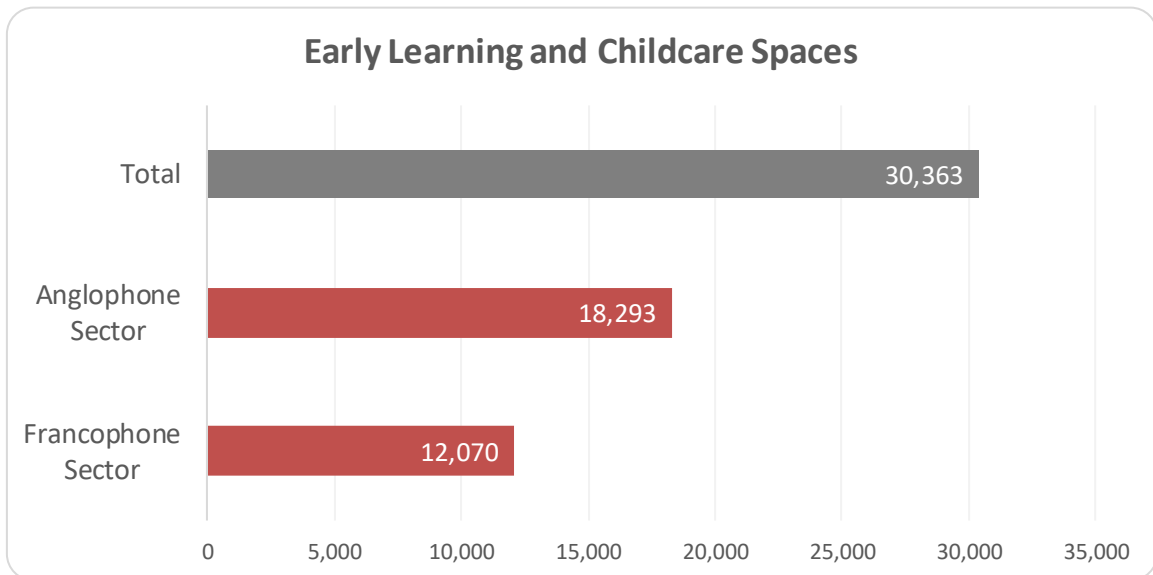
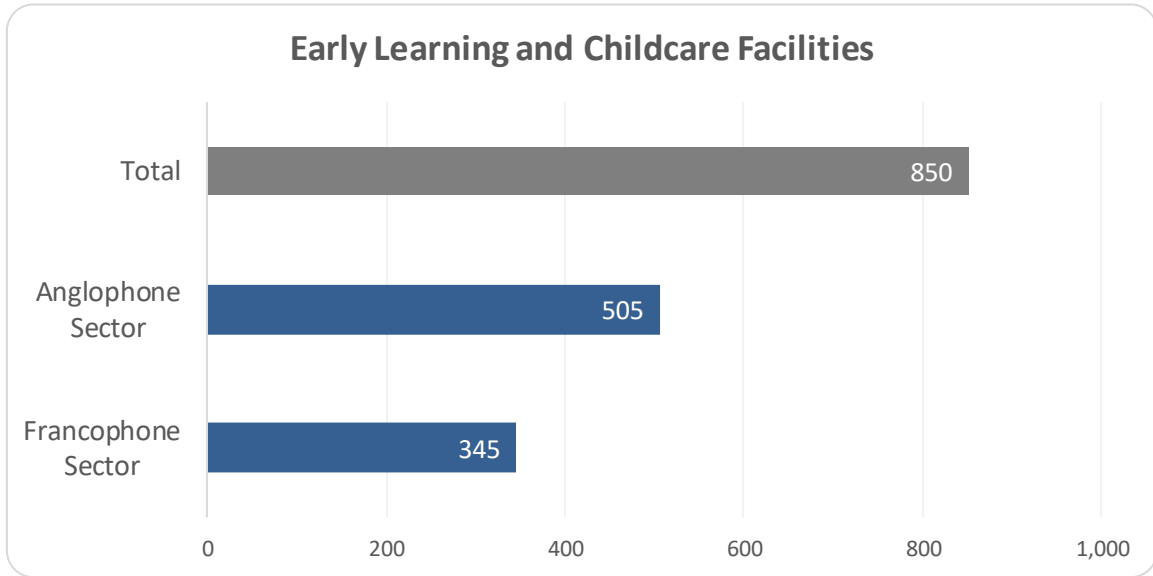
505 facilities

18,293 spaces

Francophone Sector

345 facilities

12,070 spaces



Facility type

March 31, 2019

177 Early Learning and Childcare Homes

673 Early Learning and Childcare Centres

Anglophone Sector

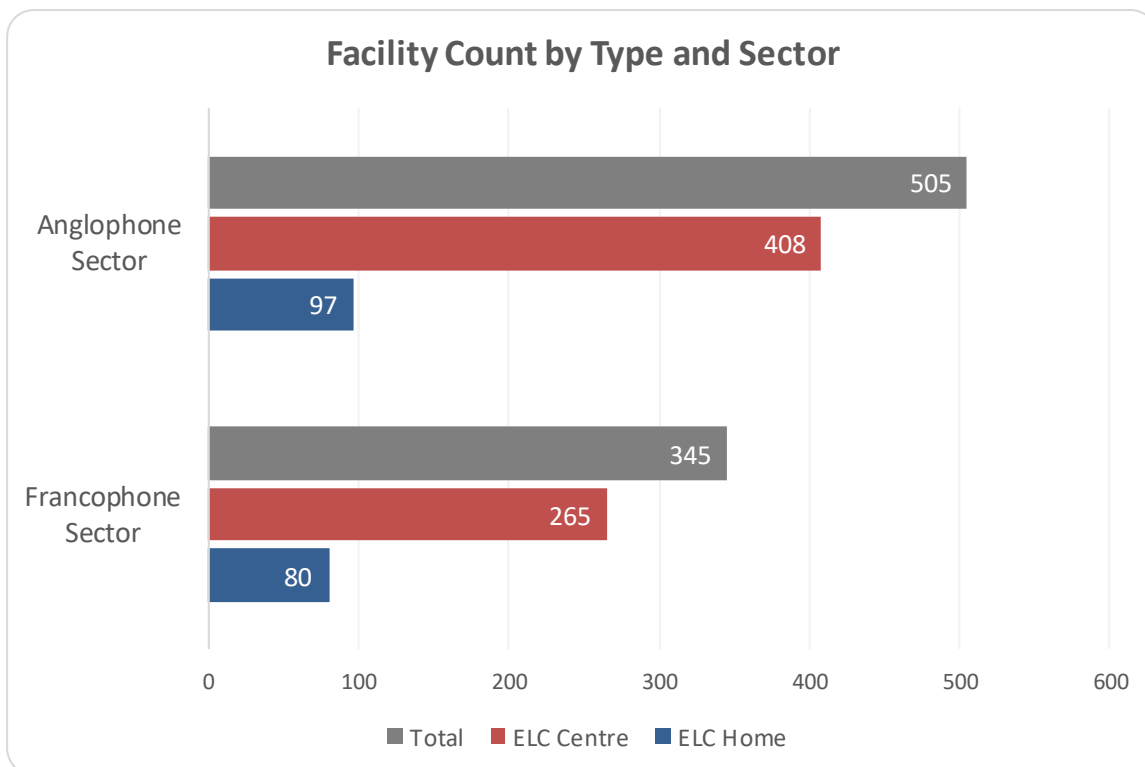
97 Early Learning and Childcare Homes

408 Early Learning and Childcare Centres

Francophone Sector

80 Early Learning and Childcare Homes

265 Early Learning and Childcare Centres



Facilities Openings and Closures

March 31, 2019

70 Openings 66 Closures

Anglophone Sector

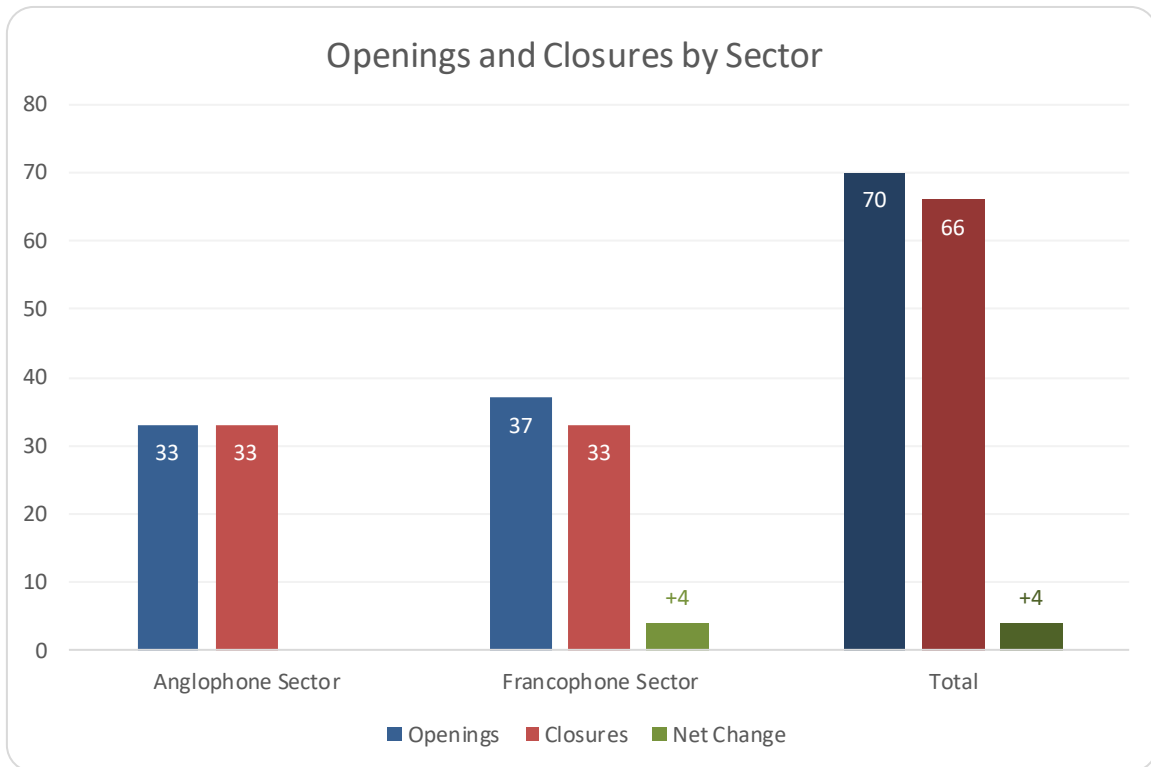
33 Openings

33 Closures

Francophone Sector

37 Openings

33 Closures



Auspice

March 31, 2019

216 Not-for-profit Facilities

634 For profit Facilities

Anglophone Sector

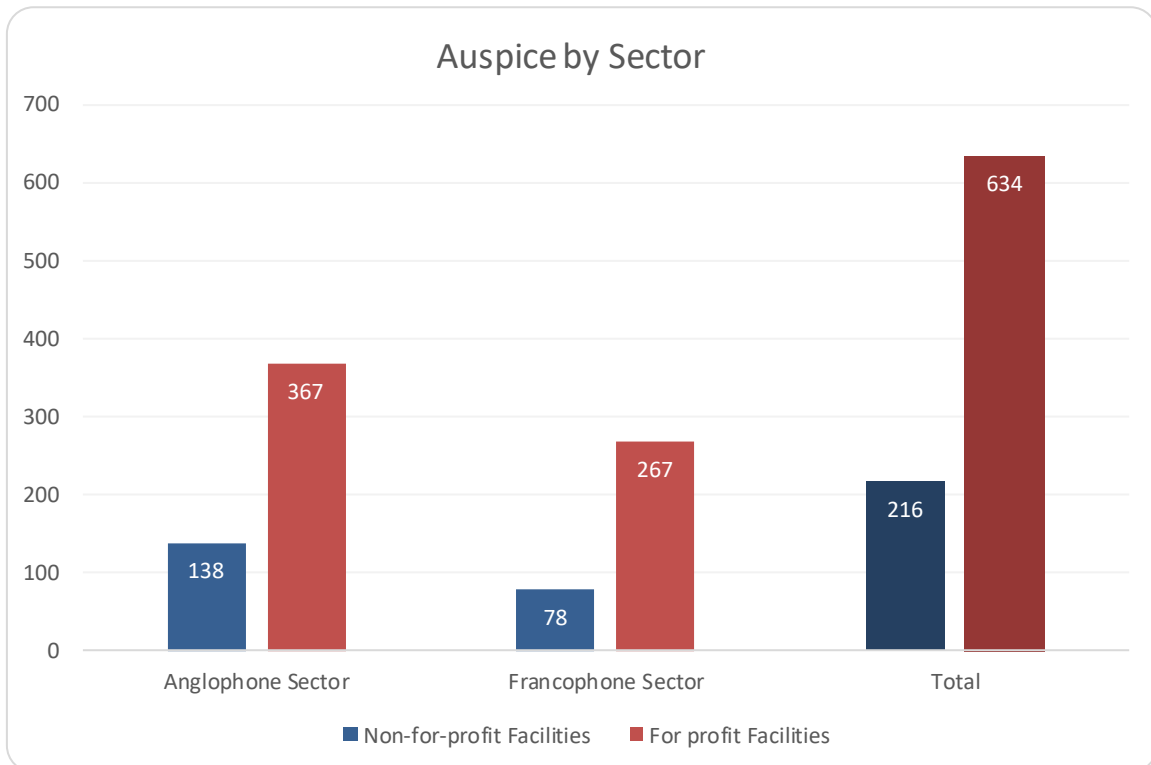
138 Not-for-profit Facilities

367 For profit Facilities

Francophone Sector

78 Not-for-profit Facilities

267 For profit Facilities



Early Learning and Childcare Spaces by Age Category

Estimated total number of available spaces per age group
(Early Learning and Childcare homes are included in this figure)

March 31, 2019

30,363 total spaces

2,339 spaces for infants

12,225 spaces for preschool-aged children

15,799 spaces for school-aged children

Anglophone Sector

18,293 total spaces

1,408 spaces for infants

7,613 spaces for preschool-aged children

9,272 spaces for school-aged children

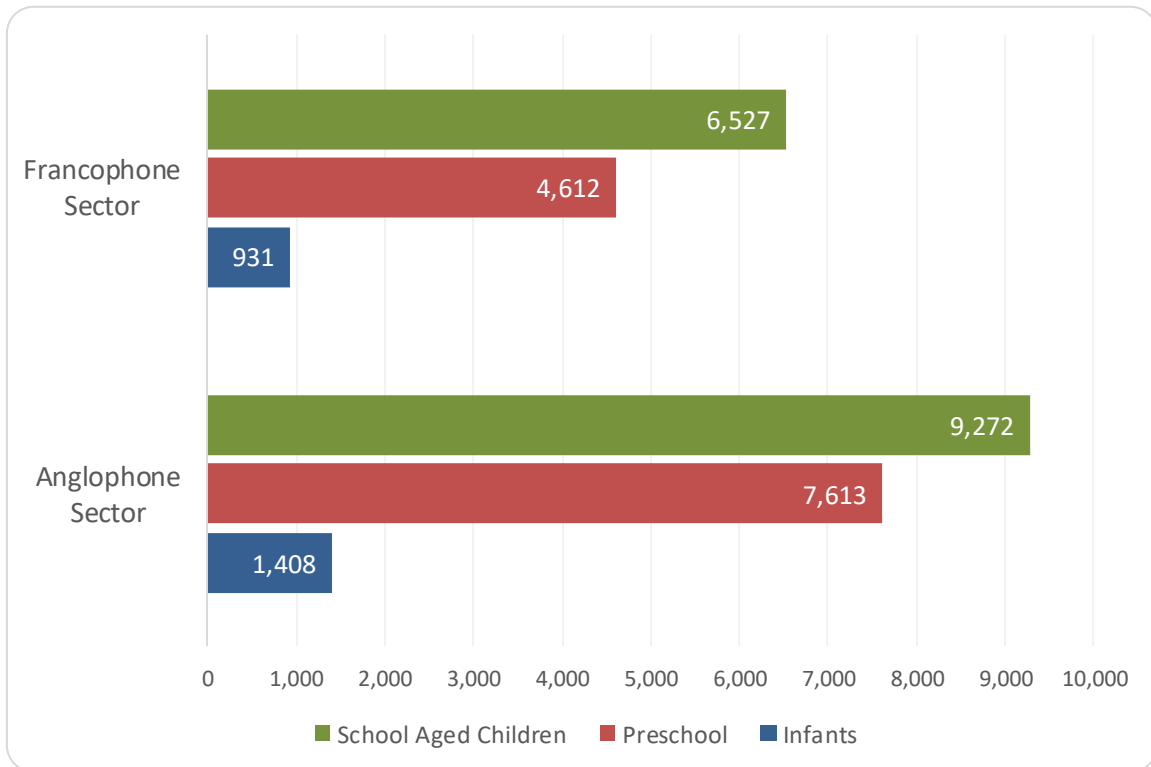
Francophone Sector

12,070 total spaces

931 spaces for infants

4,612 spaces for preschool-aged children

6,527 spaces for school-aged children

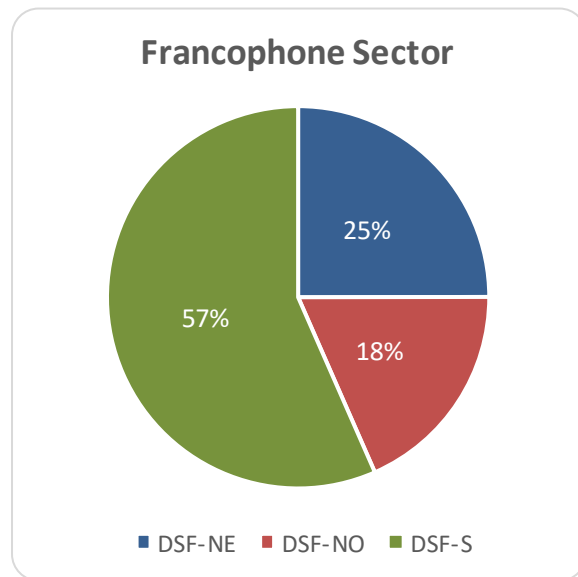
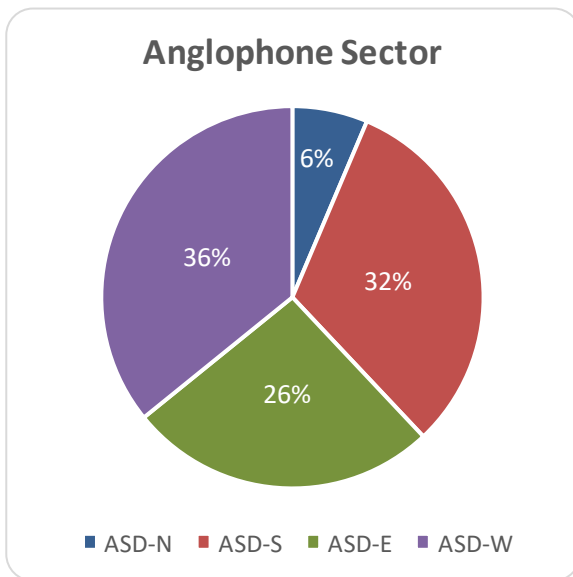


Early Learning and Childcare Spaces by School District

Estimated total number of available spaces per school district
(Early Learning and Childcare homes are included)

March 31, 2019

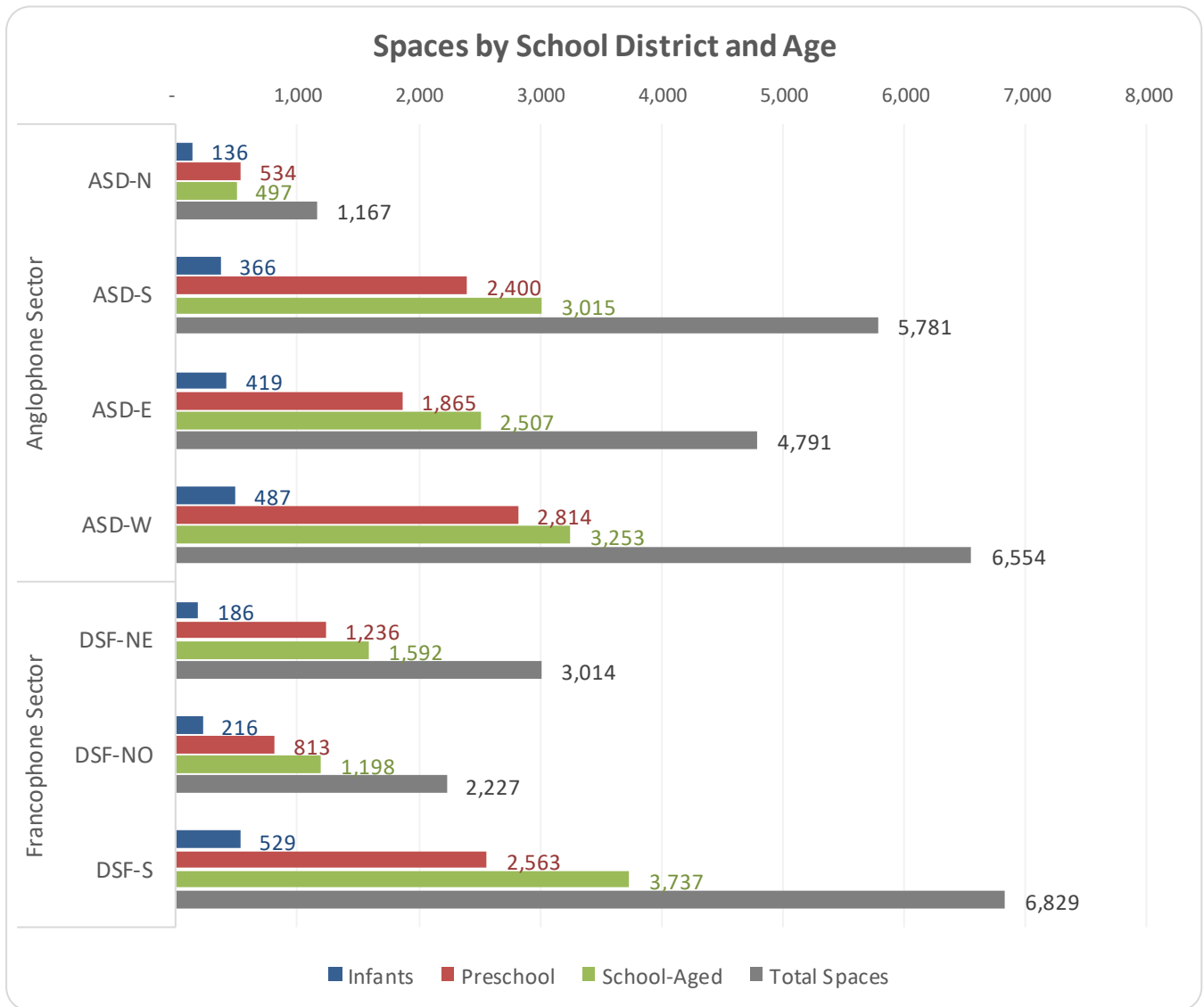
1,167	Anglophone School District North (ASD-N)
5,781	Anglophone School District South (ASD-S)
4,791	Anglophone School District East (ASD-E)
6,554	Anglophone School District West (ASD-W)
3,014	District scolaire francophone Nord-Est (DSF-NE)
2,227	District scolaire francophone Nord-Ouest (DSF-NO)
6,829	District scolaire francophone Sud (DSF-S)
<u>30,363</u>	Total Spaces



Early Learning and Childcare Spaces by Age and School District

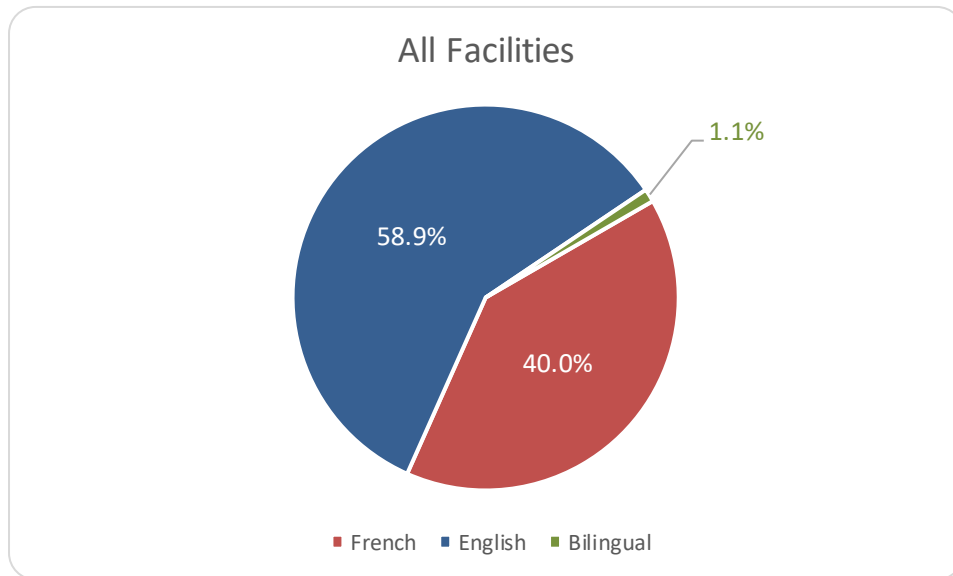
Estimated total number of available spaces per age group
(Early Learning and Childcare homes are included)

March 31, 2019	ASD-N	ASD-S	ASD-E	ASD-W	DSF-NE	DSF-NO	DSF-S	TOTAL
Infant	136	366	419	487	186	216	529	2,339
Preschool	534	2,400	1,865	2,814	1,236	813	2,563	12,225
School-aged	497	3,015	2,507	3,253	1,592	1,198	3,737	15,799
Total spaces	1,167	5,781	4,791	6,554	3,014	2,227	6,829	30,363

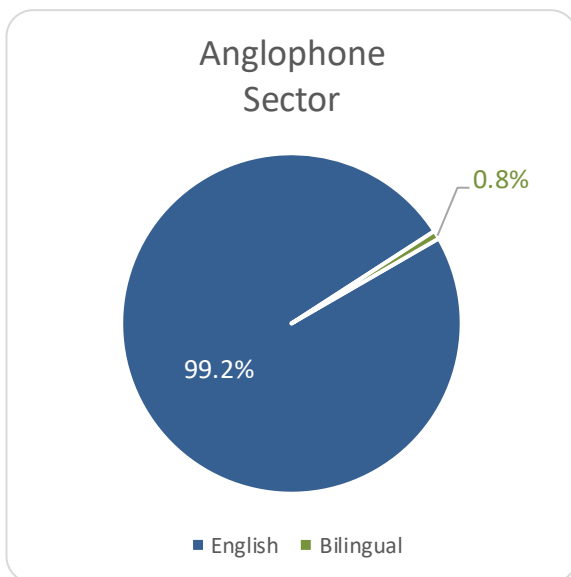


Language of Service by Facilities

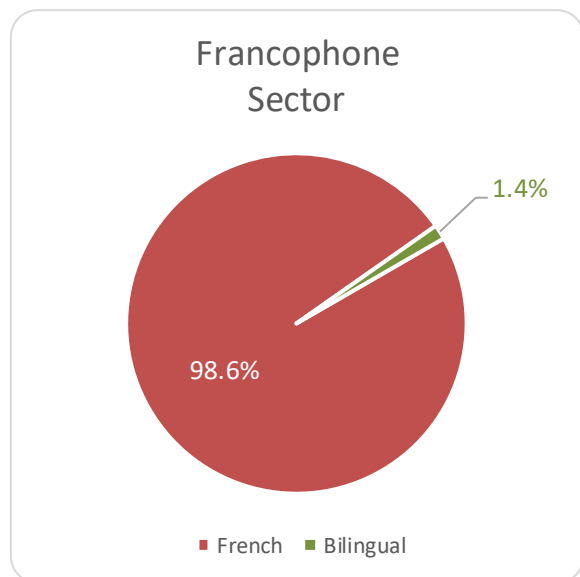
All Facilities
58.9% English
40.0% French
1.1% Bilingual



Anglophone Sector
99.2% English
0.8% Bilingual



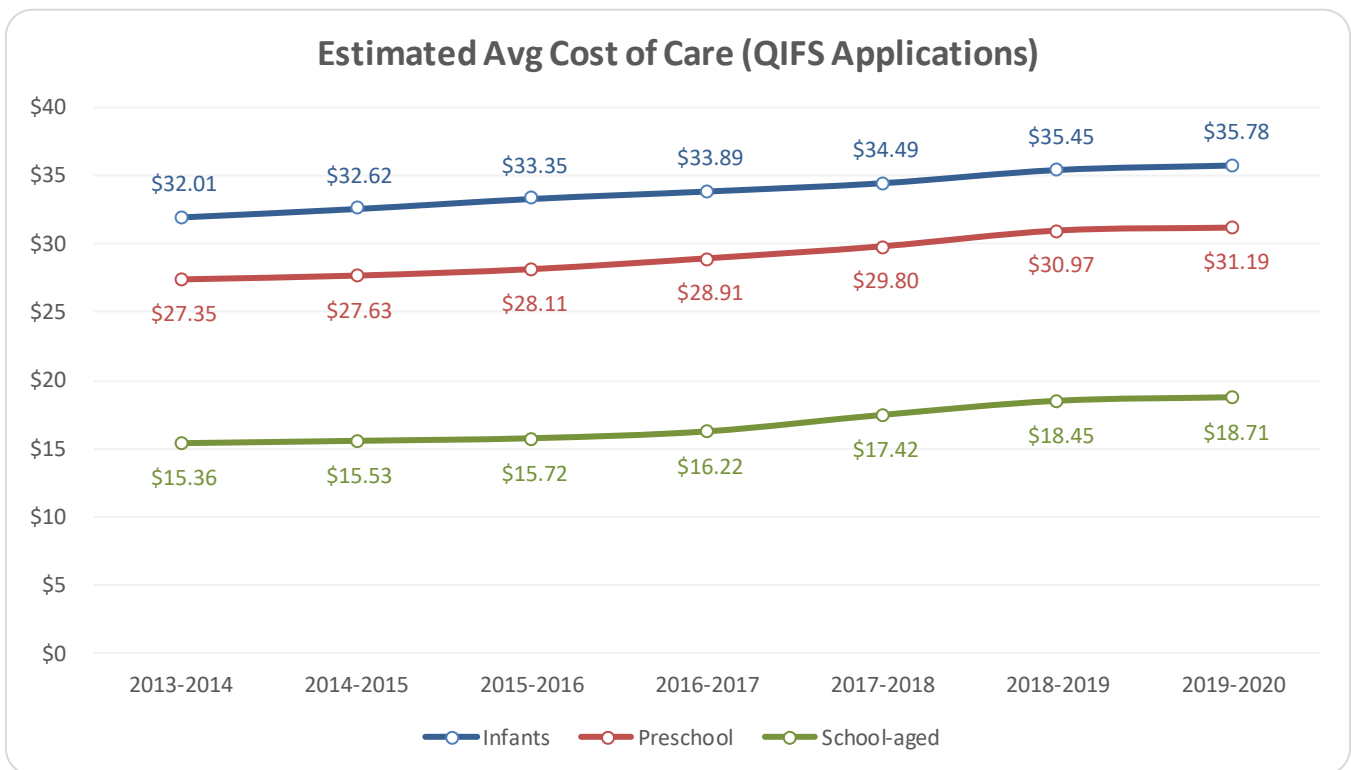
Francophone Sector
98.6% French
1.4% Bilingual



Estimated Average Cost of Care (QIFS Applications)

Estimated daily cost of full time care

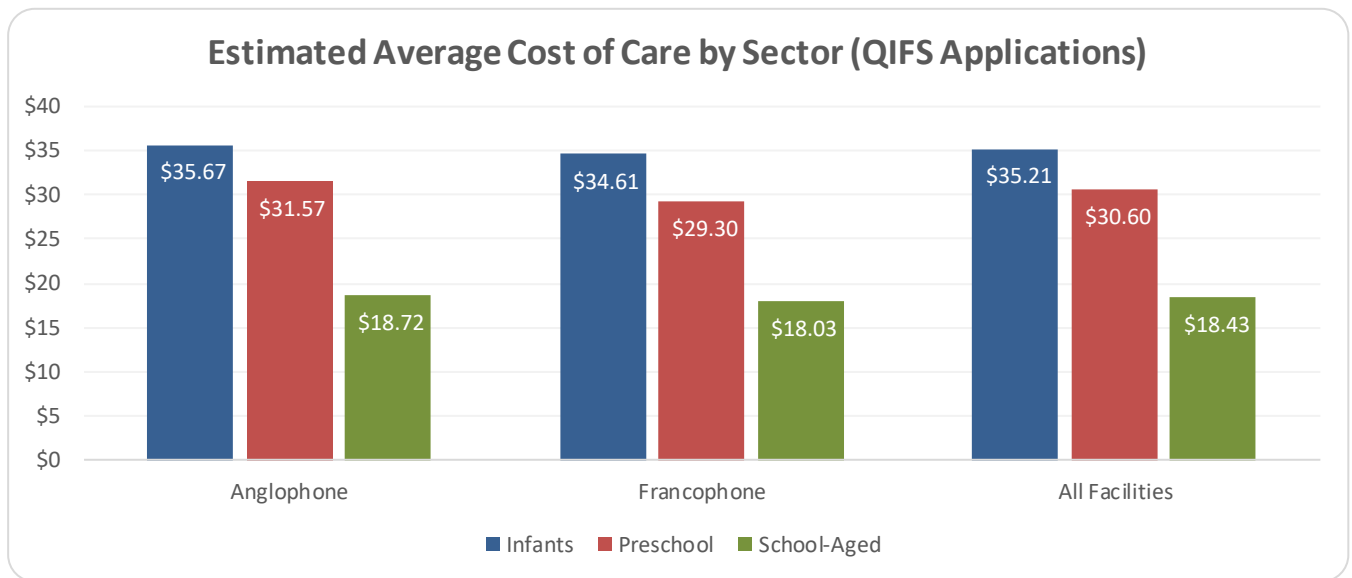
	March 2013 2013 - 2014 QIFS Applications	March 2014 2014 - 2015 QIFS Applications	March 2015 2015 - 2016 QIFS Applications	March 2016 2016 - 2017 QIFS Applications	March 2017 2017 - 2018 QIFS Applications	March 2018 2018-2019 QIFS Applications	March 2019 2019-2020 QIFS Applications
Infants	\$32.01	\$32.62	\$33.35	\$33.89	\$34.49	\$35.45	\$35.78
Preschool	\$27.35	\$27.63	\$28.11	\$28.91	\$29.80	\$30.97	\$31.19
After- School	\$15.36	\$15.53	\$15.72	\$16.22	\$17.42	\$18.45	\$18.71



Estimated Average Cost of Care by Sector (2019-2020 QIFS Applications)

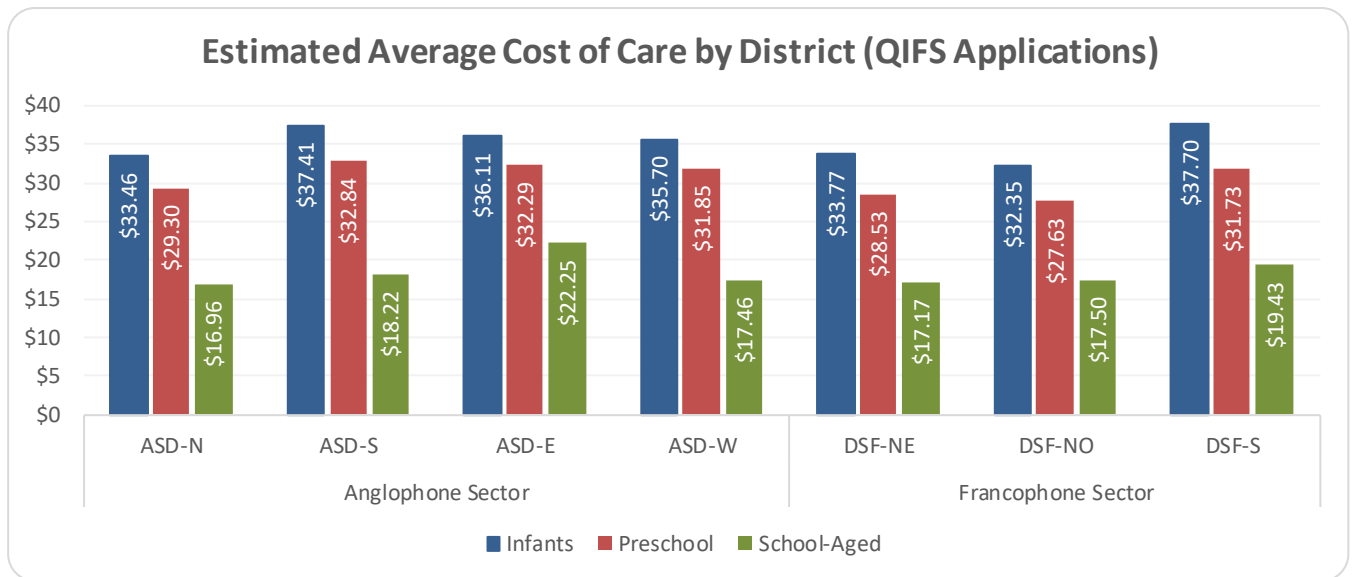
Estimated daily cost of full time care

	All facilities	Anglophone Sector	Francophone Sector
Infants	\$35.21	\$35.67	\$34.61
Preschool	\$30.60	\$31.57	\$29.30
School-Aged	\$18.43	\$18.72	\$18.03



Estimated Average Cost of Care by School District (2019-2020 QIFS Applications)

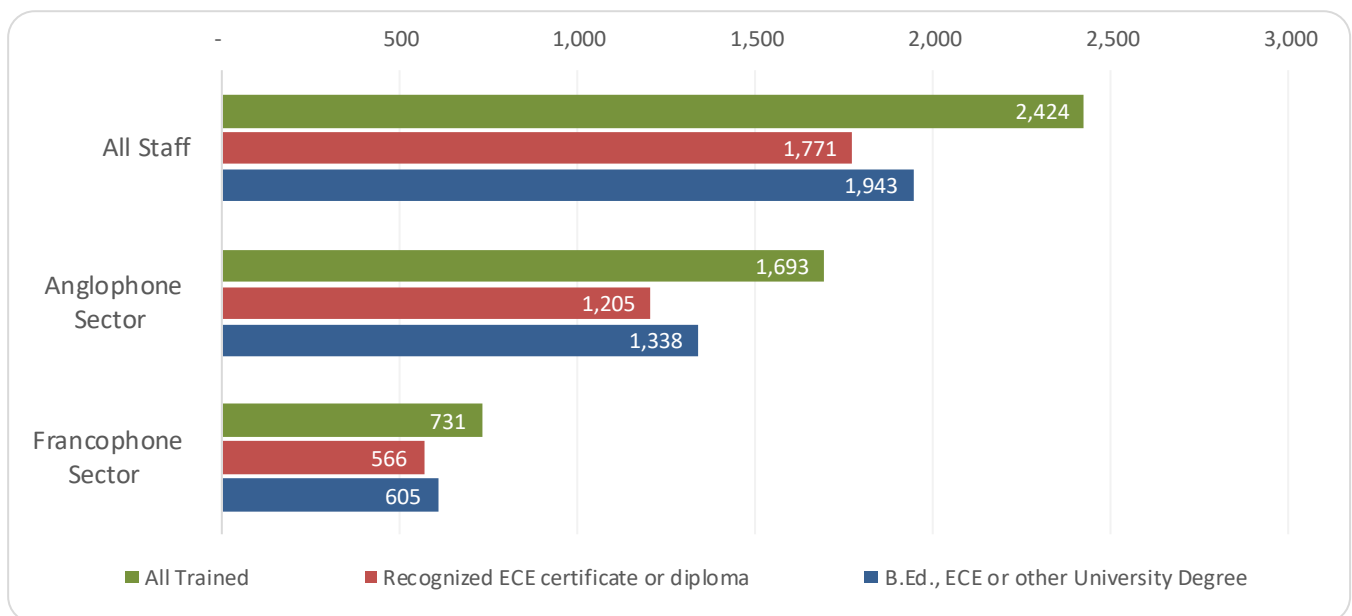
School District	Infant	Preschool	School-Aged
ASD-N	\$33.46	\$29.30	\$16.96
ASD-S	\$37.41	\$32.84	\$18.22
ASD-E	\$36.11	\$32.29	\$22.25
ASD-W	\$35.70	\$31.85	\$17.46
DSF-NE	\$33.77	\$28.53	\$17.17
DSF-NO	\$32.35	\$27.63	\$17.50
DSF-S	\$37.70	\$31.73	\$19.43



Recognized Early Childhood Education Training Profile

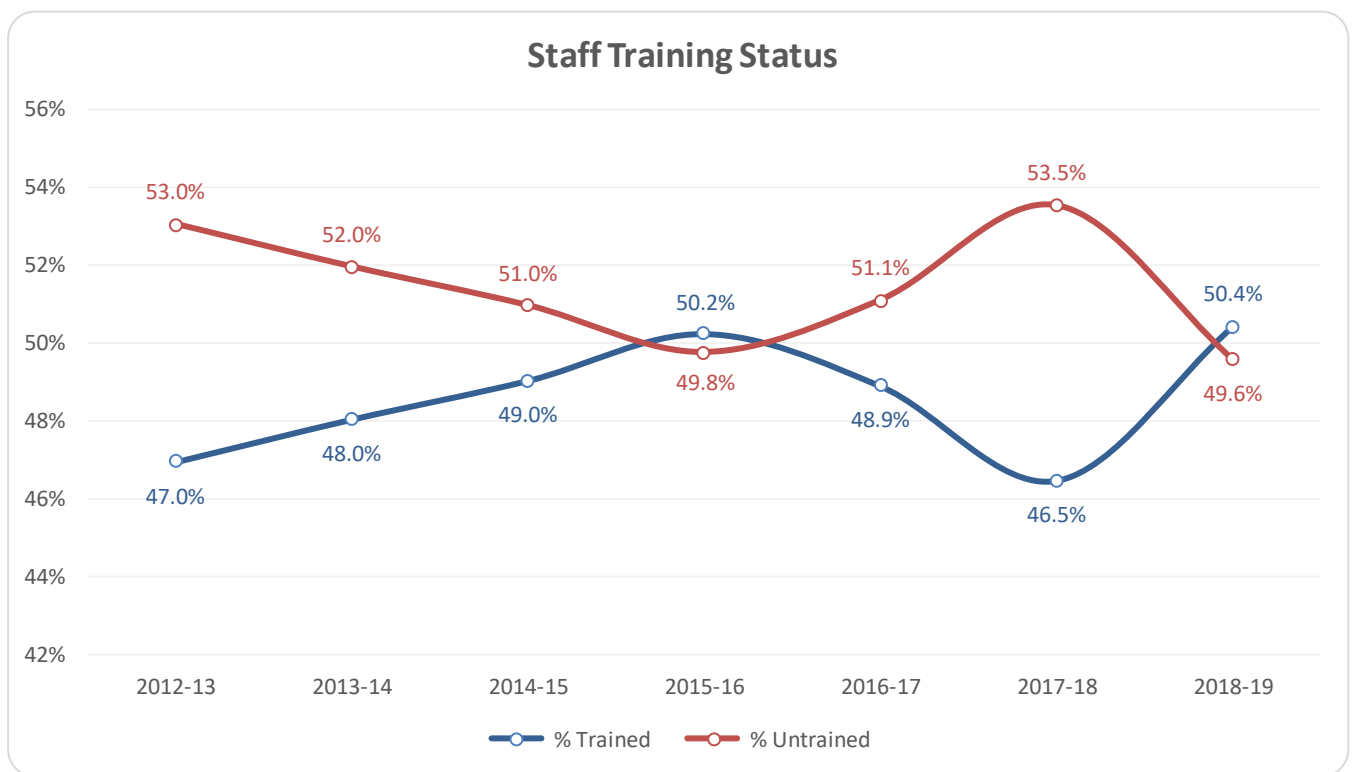
- Of the estimated **4,807** educator positions at approved early learning and childcare facilities in **2018-2019**;
 - Approximately **2,424 (50.4%)** educator positions receive the “recognized training” hourly wage rate of \$5.00 (their training includes recognized Early Childhood Education certificates or diplomas and university degrees of any discipline).
 - Approximately **1,943 (40.4%)** educator positions hold a B.Ed., a recognized Early Childhood Education certificate or diploma, and/or a university degree in child study.
 - Of those **1,943** educator positions, approximately **1,771 (36.8%)** educator positions hold a recognized Early Childhood Education certificate or diploma.
- Approximately **2,383 (49.6%)** educator positions are considered untrained and receive the hourly wage enhancement rate of **\$3.15 or \$2.75**.

	All Staff	Anglophone Sector	Francophone Sector
B.Ed., recognized ECE and/or university degree in child study	1,943	1,338	605
Recognized ECE certificate or diploma	1,771	1,205	566
Educators receiving “recognized training” hourly wage of \$5.00	2,424	1,693	731



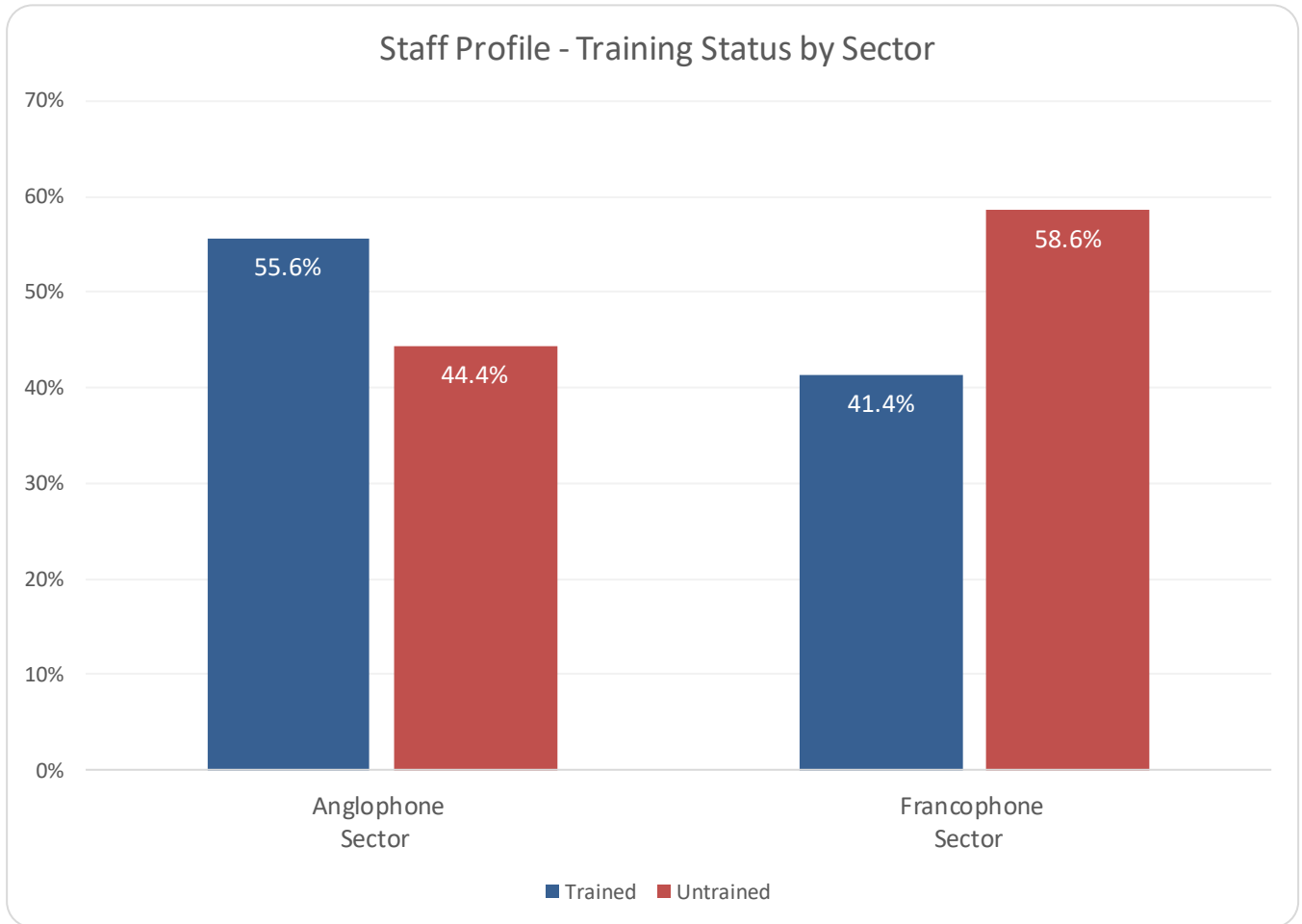
Staff Profile – Training Status

	2012-13 Mar. 31, 2013	2013-14 Mar. 31, 2014	2014-15 Mar. 31, 2015	2015-16 Mar. 31, 2016	2016-17 Mar. 31, 2017	2017-18 Mar.31, 2018	2018-19 Mar.31, 2019
Number of educators	3,365	3,611	3,864	4,072	4,519	4,837	4,807
Trained	1,580 (47.0%)	1,735 (48.0%)	1,895 (49.0%)	2,046 (50.2%)	2,210 (48.9%)	2,248 (46.5%)	2,248 (50.4%)
Untrained	1,785 (53.0%)	1,876 (52.0%)	1,969 (51.0%)	2,026 (49.8%)	2,309 (51.1%)	2,589 (53.5%)	2,248 (49.6%)



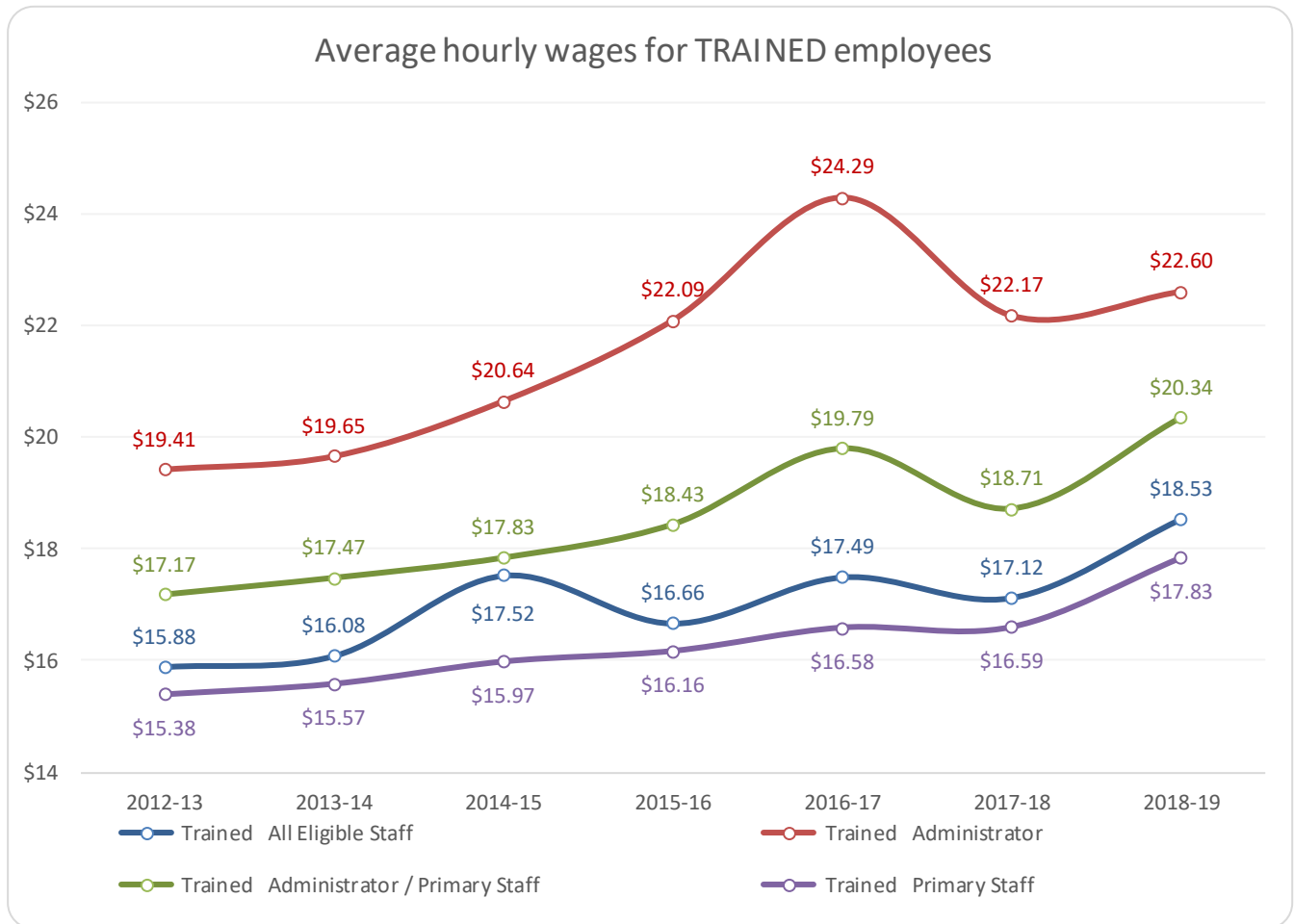
Staff Profile - Training Status by Sector

	Anglophone Sector	Francophone Sector
Number of educators	3,043	1,764
Trained	1,693 (55.6%)	731 (41.4%)
Untrained	1,350 (44.4%)	1,033 (58.6%)



Staff Wages - Trained

Average hourly wage TRAINED employees	2012-13 Mar. 31, 2013	2013-14 Mar. 31, 2014	2014-15 Mar. 31, 2015	2015-16 Mar. 31, 2016	2016-17 Mar. 31, 2017	2017-18 Mar. 31, 2018	2018-19 Mar. 31, 2019
All eligible staff	\$15.88	\$16.08	\$17.52	\$16.66	\$17.49	\$17.12	\$18.53
Administrator	\$19.41	\$19.65	\$20.64	\$22.09	\$24.29	\$22.17	\$22.60
Administrator/primary staff	\$17.17	\$17.47	\$17.83	\$18.43	\$19.79	\$18.71	\$20.34
Primary staff	\$15.38	\$15.57	\$15.97	\$16.16	\$16.58	\$16.59	\$17.83



**The provincial minimum wage increased to \$10.00/hour on April 1st, 2012.

**The provincial minimum wage increased to \$10.30/hour on December 31st, 2014.

**The provincial minimum wage increased to \$10.65/hour on April 1st, 2016.

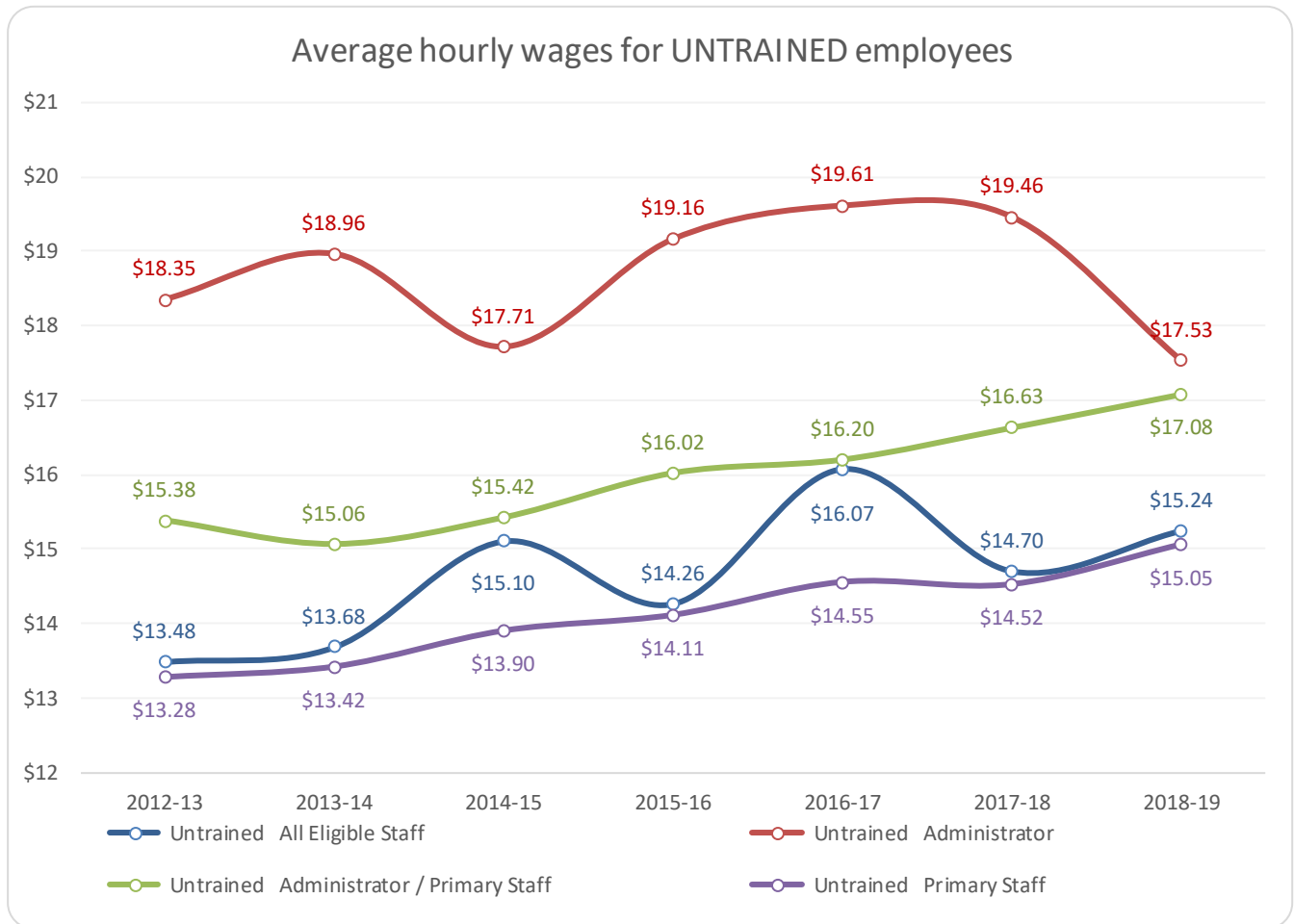
**The provincial minimum wage increased to \$11.00/hour on April 1st, 2017.

**The provincial minimum wage increased to \$11.25/hour on April 1st, 2018.

**The provincial minimum wage increased to \$11.50/hour on April 1st, 2019.

Staff Wages - Untrained

Average hourly wage UNTRAINED employees	2012-13 Mar. 31, 2013	2013-14 Mar. 31, 2014	2014-15 Mar. 31, 2015	2015-16 Mar. 31, 2016	2016-17 Mar. 31, 2017	2017-18 Mar. 31, 2018	2018-19 Mar. 31, 2019
All eligible staff	\$13.48	\$13.68	\$15.10	\$14.26	\$16.07	\$14.70	\$15.24
Administrator	\$18.35	\$18.96	\$17.71	\$19.16	\$19.61	\$19.46	\$17.53
Administrator/primary staff	\$15.38	\$15.06	\$15.42	\$16.02	\$16.20	\$16.63	\$17.08
Primary staff	\$13.28	\$13.42	\$13.90	\$14.11	\$14.55	\$14.52	\$15.05



**The provincial minimum wage increased to \$10.00/hour on April 1st, 2012.

**The provincial minimum wage increased to \$10.30/hour on December 31st, 2014.

**The provincial minimum wage increased to \$10.65/hour on April 1st, 2016.

**The provincial minimum wage increased to \$11.00/hour on April 1st, 2017.

**The provincial minimum wage increased to \$11.25/hour on April 1st, 2018.

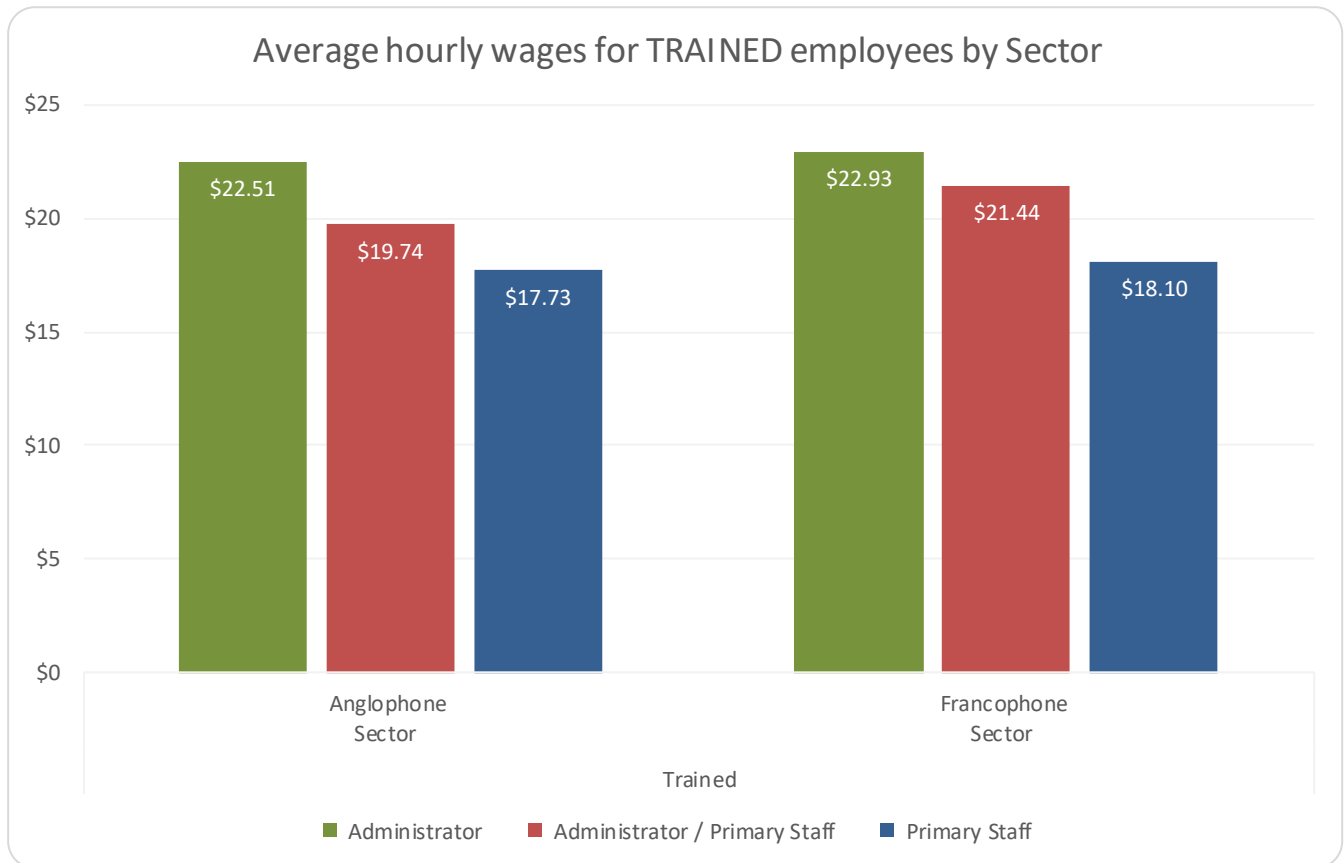
**The provincial minimum wage increased to \$11.50/hour on April 1st, 2019.

Trained Staff Profile by Sector (2018-2019)

An estimate of **4,807** educators in 2018-2019, as of March 31, 2019, were employed at approved early learning and childcare facilities across the province. One individual educator may be employed at more than one licensed facility (i.e. preschool and after school) and therefore could represent two positions/educators.

Average hourly wage amounts include QIFS wage enhancements of \$2.75/hour or \$3.15/hour untrained and \$5.00/hour trained.

Trained hourly wage	All Staff	Anglophone Sector	Francophone Sector
All Eligible Staff	\$18.53	\$18.34	\$19.02
Administrators	\$22.60	\$22.51	\$22.93
Administrators/Primary Staff	\$20.34	\$19.74	\$21.44
Primary Staff	\$17.83	\$17.73	\$18.10



***The provincial minimum wage increased to \$10.00/hour on April 1st, 2012.*

***The provincial minimum wage increased to \$10.30/hour on December 31st, 2014.*

***The provincial minimum wage increased to \$10.65/hour on April 1st, 2016.*

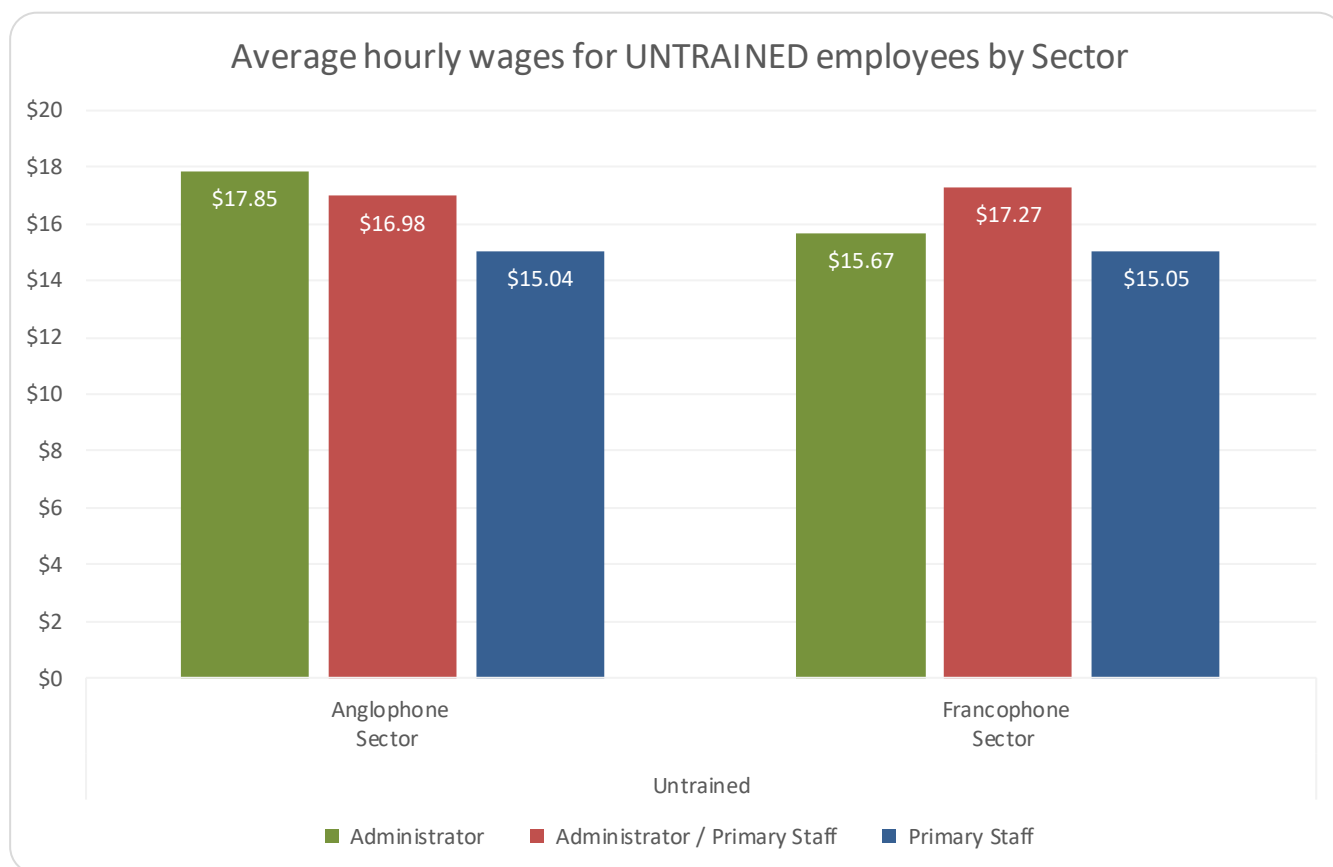
***The provincial minimum wage increased to \$11.00/hour on April 1st, 2017.*

***The provincial minimum wage increased to \$11.25/hour on April 1st, 2018.*

***The provincial minimum wage increased to \$11.50/hour on April 1st, 2019.*

Untrained Staff Profile by Sector (2018-2019)

Untrained hourly wage	All Staff	Anglophone Sector	Francophone Sector
All Eligible Staff	\$15.24	\$15.25	\$15.23
Administrators	\$17.53	\$17.85	\$15.67
Administrators/Primary Staff	\$17.08	\$16.98	\$17.27
Primary Staff	\$15.05	\$15.04	\$15.05



**The provincial minimum wage increased to \$10.00/hour on April 1st, 2012.

**The provincial minimum wage increased to \$10.30/hour on December 31st, 2014.

**The provincial minimum wage increased to \$10.65/hour on April 1st, 2016.

**The provincial minimum wage increased to \$11.00/hour on April 1st, 2017.

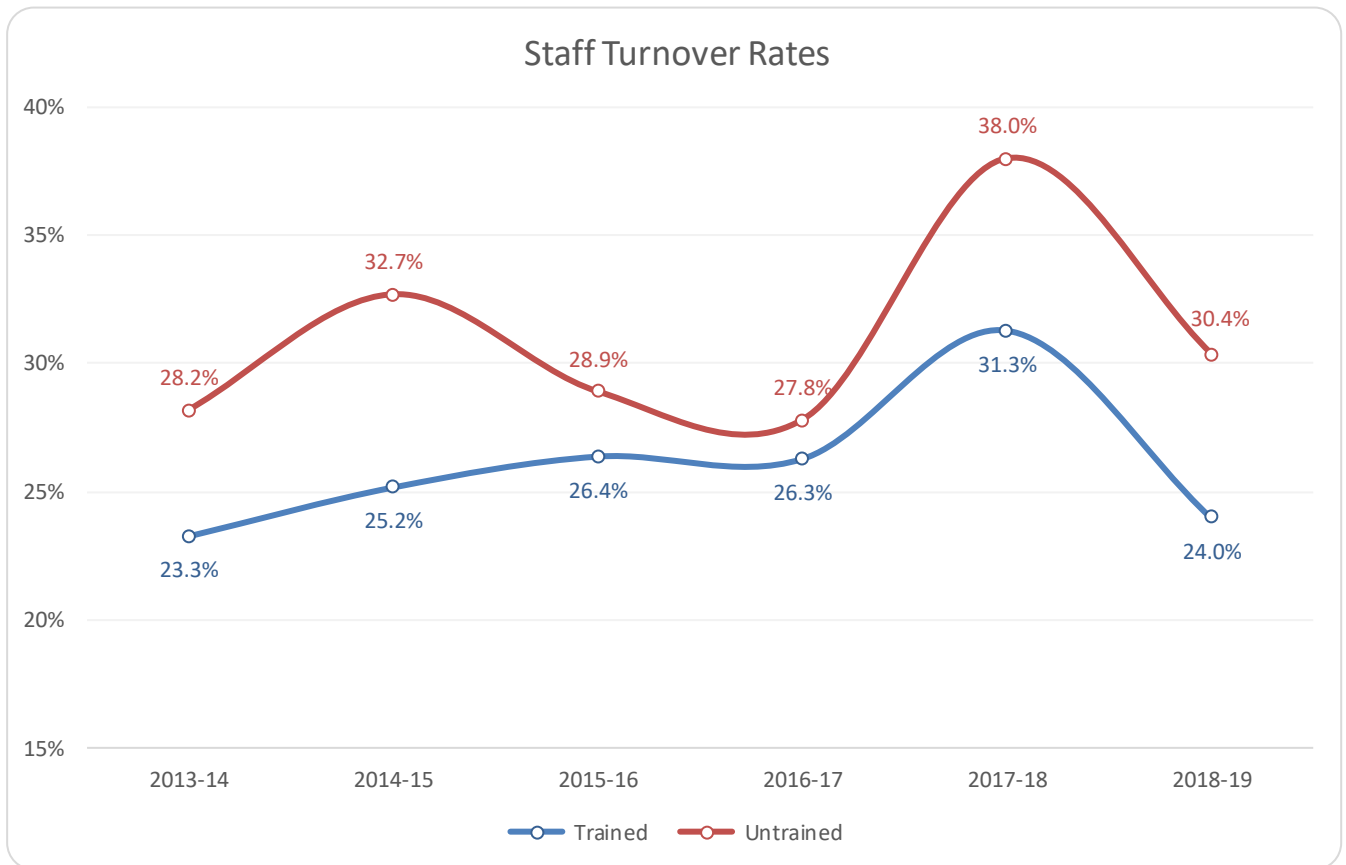
**The provincial minimum wage increased to \$11.25/hour on April 1st, 2018.

**The provincial minimum wage increased to \$11.50/hour on April 1st, 2019.

Staff Turnover Rates 2013-2019

Year	Number of employees that left - Overall	Percent	Number of employees that left - Trained	Percent	Number of employees that left - Untrained	Percent
2013-2014	1,144	25.8%	502	23.3%	642	28.2%
2014-2015	1,482	29.1%	611	25.2%	871	32.7%
2015-2016	1,246	27.6%	600	26.4%	646	28.9%
2016-2017	1,223	27.1%	581	26.3%	642	27.8%
2017-2018	1,292	34.7%	578	31.3%	714	38.0%
2018-2019	1,381	27.4%	569	24.0%	812	30.4%

**Across all sectors (Anglophone and Francophone), excluding Relief staff.



DAY CARE ASSISTANCE PROGRAM

The Day Care Assistance Program is designed to help New Brunswick families obtain the best possible child care for their children. This program offers parents or guardians financial assistance to help them access an approved, licensed day care facility. If parents or guardian have no access to a child day care facility, either because they work evenings, nights or weekends or because there is no licensed child day care facility near where they live they can obtain private child care through the Alternative Child Care Program.

Maximum Daily Rates

As of October 2014

Full Time

- Infants - **\$28.50 / day**
- Preschool - **\$24.25 / day**
- School Age - **\$24.25 / day**

Part Time

- Infants - **\$14.50 / day**
- Preschool - **\$12.75 / day**
- School Age - **\$12.75 / day**

Take-Up

- **6,661 children** in approved child day care facilities benefited from the Day Care Assistance Program in 2018-2019.

LICENSING AND MONITORING PERFORMANCE INDICATORS

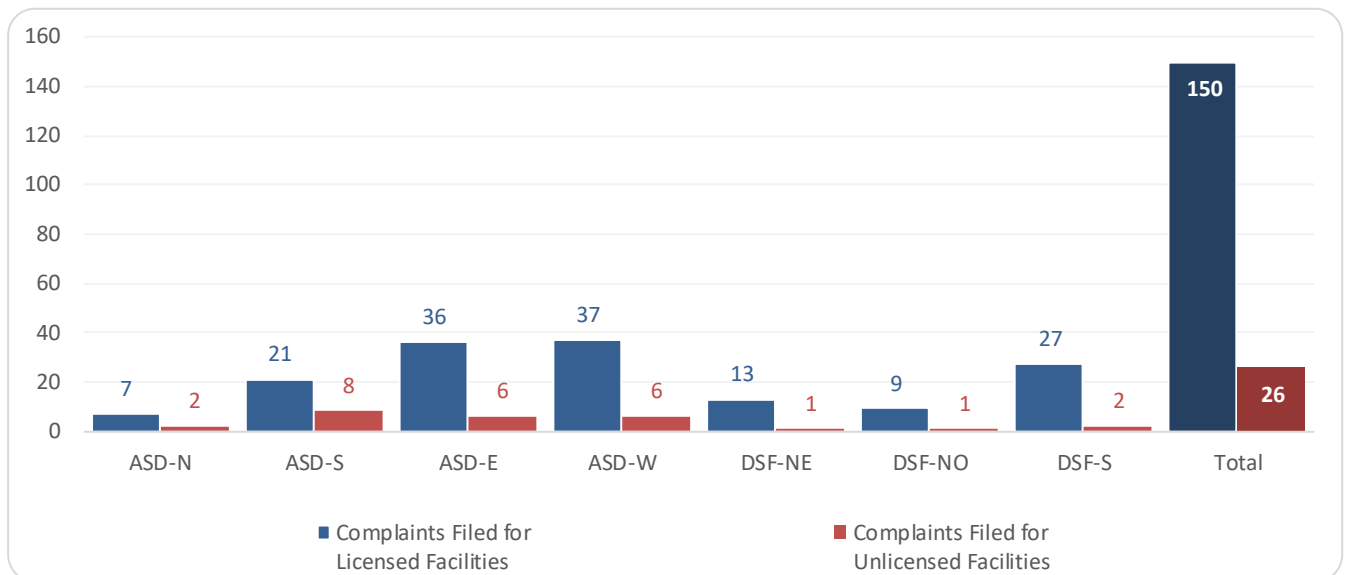
In New Brunswick, a licence is required to operate an early learning and childcare facility. Licenses are issued for a twelve-month period.

Early learning and childcare staff inspects and monitors early learning and childcare facilities, investigate complaints and provide support to operators and educators. The approval and renewal process ensures continuity in minimal standards of health, safety and well-being for young children in non-parental care.

A valid licence is an indicator that the early learning and childcare facility has been inspected and is in compliance with the *Early Childhood Services Act* and Licensing Regulation 2018-11 prior to expiration.

Licensed and Unlicensed Early Learning and Childcare facilities by School District 2018-2019

The following chart represents the number of complaints filed during the 2018-2019 fiscal year.



**This chart is based on caseload distribution by district rather than on the physical location of the early learning and childcare facilities.

DEFINITIONS

Administrator means a person appointed by an operator to work at a facility and to supervise day-to-day activities. An administrator may be the owner and have the title of operator, director or manager.

Administrator/educator means a person who administers a facility and also performs the duties of an educator. An early learning and childcare home operator would be considered an administrator/educator.

Early learning and childcare home (ELC Home) a licensed facility at which services are provided in a home setting for more than four continuous hours per day and three or more days per week to a group of children under subsection 7(4) of the licensing regulation

Educator is an operator or a staff member of a full-time or part-time early learning and childcare centre who is at least 16 years of age and who works directly with children. This is a permanent position.

Employee means a person who performs work for or supplies services to an employer for wages.

Facility an early learning and childcare facility at which services are provided

Fiscal year refers to the twelve-month financial accounting period used by a business from April 1st, to March 31.

Full-time early learning and childcare centre (full-time ELC centre) a licensed facility at which services are provided for more than four continuous hours per day and three or more days per week to a group of children under subsection 7(2) of the licensing regulation

Infant: a child who is under 2 years of age.

Licensed facility means a facility for which its operator holds a licence or a probationary licence.

Part-time early learning and childcare centre (part-time ELC centre): a licensed facility at which services are provided to one of the following groups:

- (a) a group of children under subsection 7(3)(a) for four consecutive hours per day or fewer or for fewer than three days per week, or
- (b) a group of children under subsection 7(3)(b).

Early Learning and Childcare Annual Statistical Report 2018-2019

Preschool child is a child who is 2 years of age or over and who is not yet attending school.

Primary staff member means (a) an operator, or (b) a person employed in a day care facility that spends seventy-five percent or more of their time at the daycare facility providing day care services directly to children. This is a permanent position.

Recognized Early Childhood Education Training means the completion of early childhood education training through a program or institution recognized by the Department of Education and Early Childhood Development.

Relief worker is a person who is hired on an irregular, casual basis to fill a full time or part-time permanent position of a primary staff member who is unable to work for any reason.

School-age child is a child who is attending school

Services related to the care, supervision or development of a child which are provided by a person other than the child's parent or guardian

Wage is money paid to an employee for work done that is usually figured on an hourly, daily, or piecework basis.