
Respiratory Watch

**REPORTING PERIOD:
OCTOBER 29 TO NOVEMBER 4, 2023
(WEEK 44)**

SUMMARY^{1,2,3}

Eighteen influenza cases have been reported this season; four new cases were reported in week 44, three influenza A (H1N1pdm09) and 1 influenza A (H3). COVID-19 activity remains moderate; all indicators remained stable throughout the current reporting period.

COVID-19

- There were 114 confirmed COVID-19 cases reported in week 44. Percent positivity remained stable (12%).
- There were 52 hospitalizations with 4 ICU admissions.
- Two deaths were reported in week 44.
- A total of 11 lab-confirmed outbreaks were declared (4 in Nursing Homes and 7 in Other Facilities).

INFLUENZA

- Four influenza A cases were reported in week 44, 3 were influenza A (H1N1pdm09) and 1 was influenza A (H3).
- No hospitalizations or deaths were reported in week 44.
- The ILI consultation rate was 0.0 per 1,000 persons.
- No new ILI school outbreaks were reported in week 44.

¹ Numbers in this report are subject to change due to reporting delays. Missed events will be captured in subsequent reports as data become available.

² Refer to Appendix for case definitions.

³ For this report, respiratory viruses include COVID-19 and influenza.

INDICATORS

Table 1: Summary of indicators by report week, August 27 to November 4, 2023

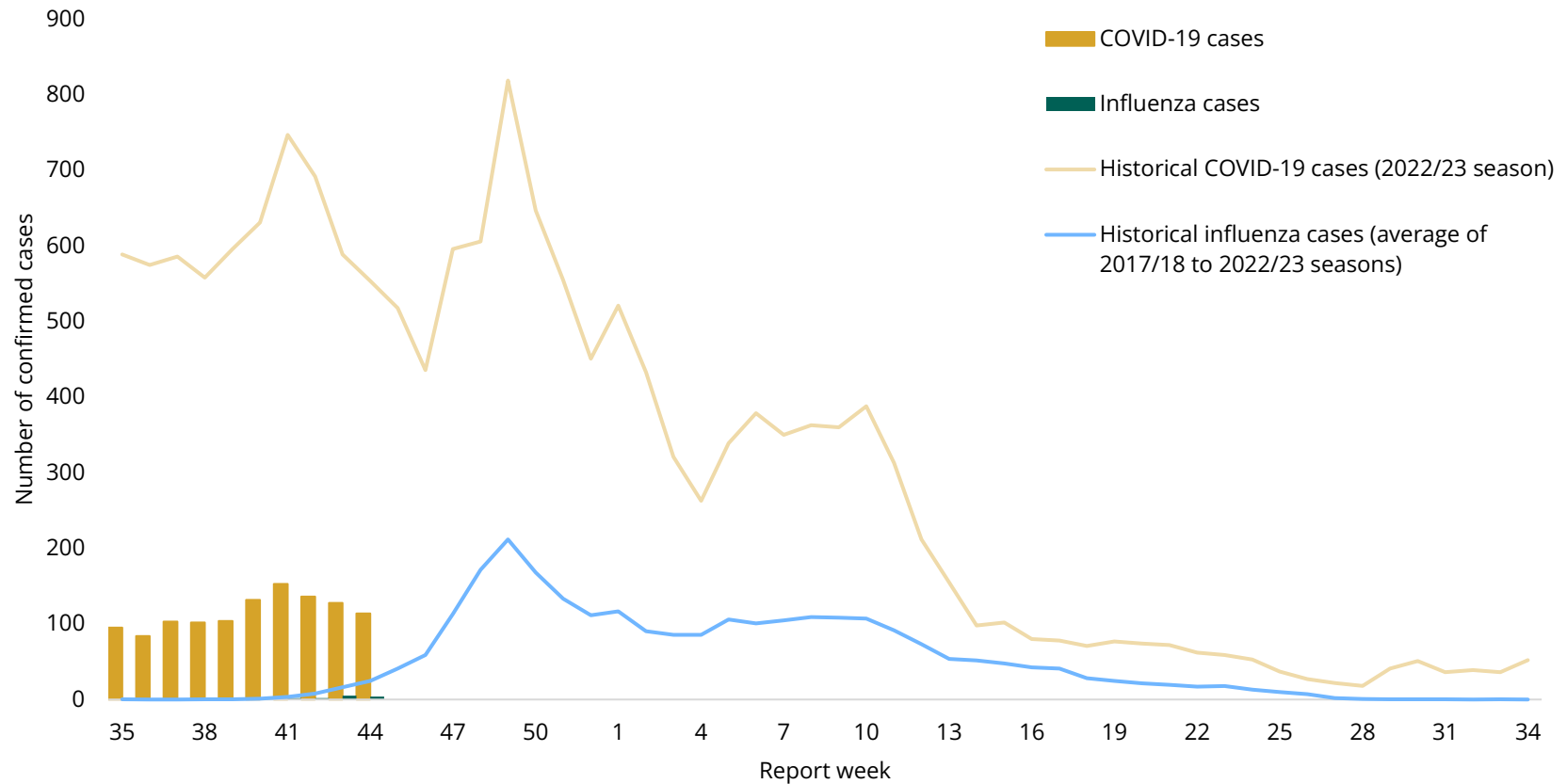
Report Week	COVID-19					Influenza				
	Percent Positivity %	Hospitalizations	ICU	Deaths	Outbreaks	Percent Positivity %	Hospitalizations	ICU	Deaths	Outbreaks
Week 44	12	52	4	2	11	1	0	0	0	0
Respiratory season total	14	557	31	23	138	2	2	0	0	0

Notes:

- Hospitalizations and admissions to ICU reported based on admission date or if patient is hospitalized prior to confirmed test result, the test result date is used.
- Deaths reported based on the date of death.
- Outbreaks category includes lab-confirmed outbreaks, which are reported based on the date that the outbreak was declared.

LABORATORY DATA

Figure 1: Number of confirmed cases by disease and report week, August 27 to November 4, 2023 (Source: New Brunswick Regional Hospitals)



Notes:

- Laboratory confirmed cases are reported for the week when the laboratory confirmation was received.
- Historical influenza excludes pandemic season 2020-21.
- Historical COVID-19 only includes season 2022-23 due to the changing testing strategies that occurred in years prior.

Figure 2: Number of tests conducted and percent positivity for influenza by report week, August 27 to November 4, 2023 (Source: New Brunswick Regional Hospitals)

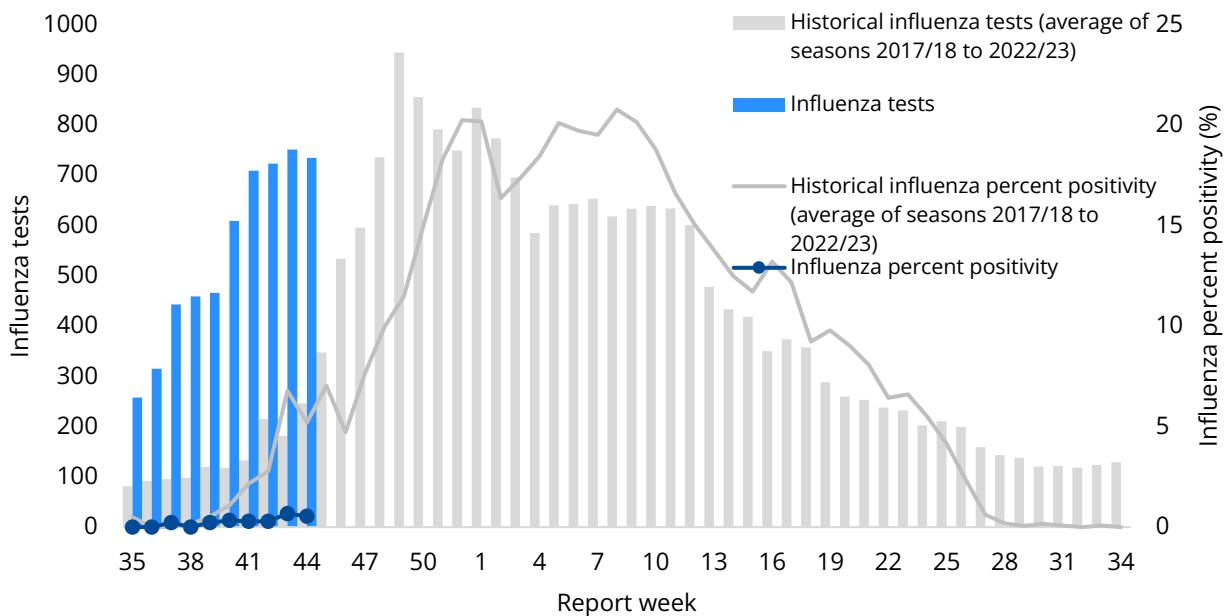
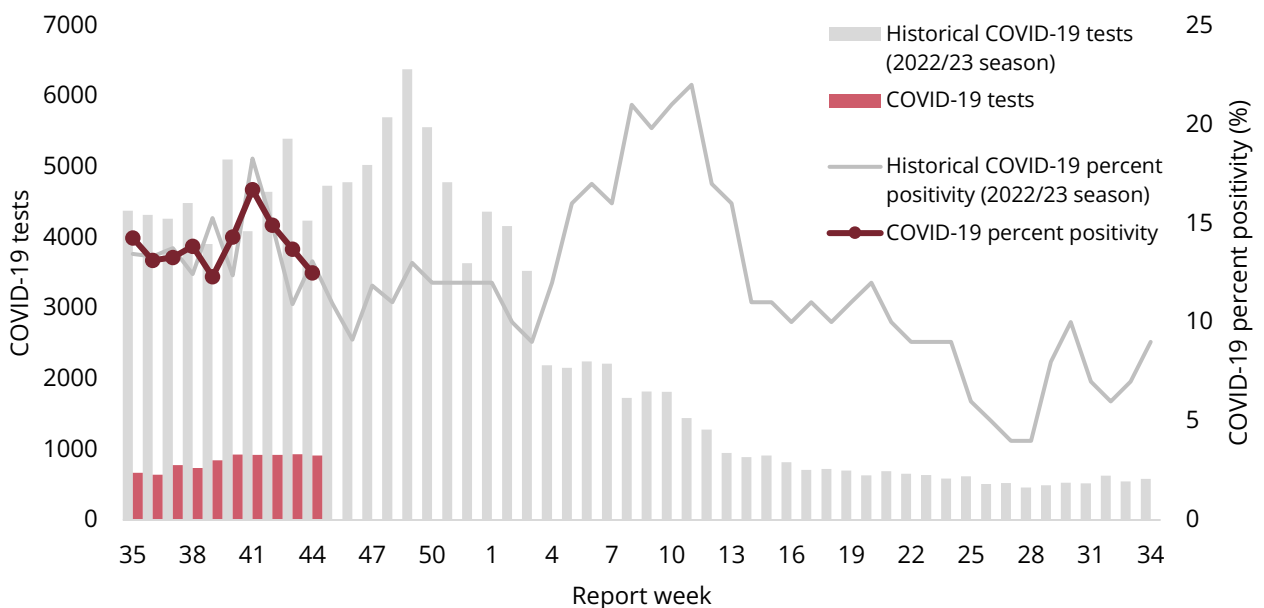


Figure 3: Number of tests conducted and percent positivity for COVID-19 by report week, August 27 to November 4, 2023 (Source: New Brunswick Regional Hospitals)



Notes:

- Laboratory confirmed cases are reported for the week when the laboratory confirmation was received.
- Laboratory tests are reported for the week when the specimen was collected.
- Historical influenza excludes pandemic season 2020-21.
- Historical COVID-19 only includes season 2022-23 due to the changing testing strategies that occurred in years prior.

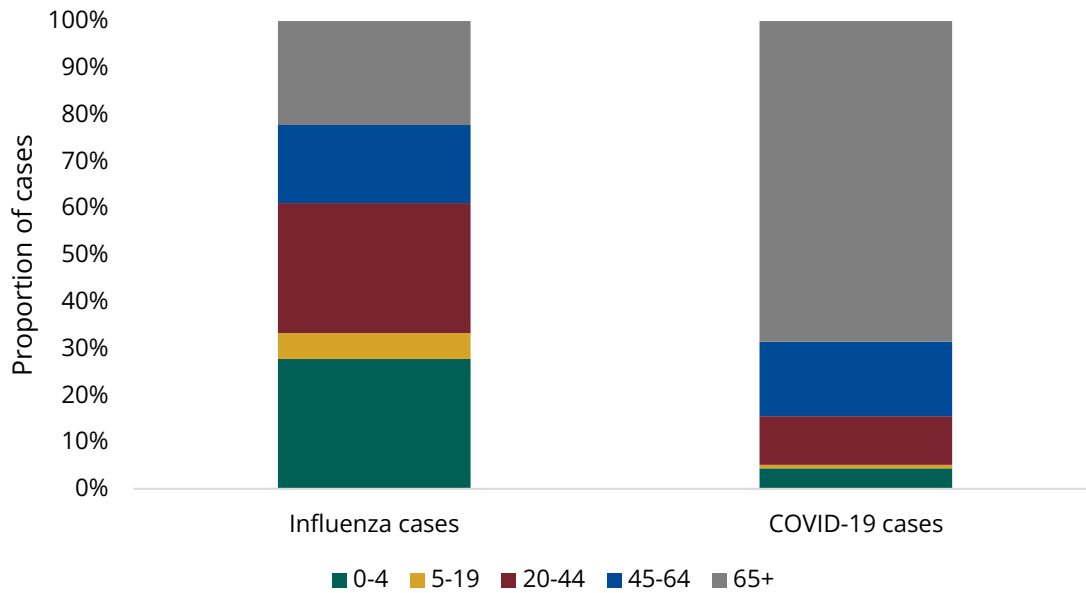
Table 2: Confirmed cases and percent positivity by region and disease, August 27 to November 4, 2023 (Source: New Brunswick Regional Hospitals)

Region	COVID-19		Influenza	
	Cases	Percent positivity %	Cases	Percent positivity %
1	344 (38)	14 (15)	9 (3)	5 (2)
2	301 (27)	19 (17)	5 (1)	4 (1)
3	227 (22)	10 (8)	2 (0)	1 (0)
4	72 (1)	14 (2)	0 (0)	0 (0)
5	38 (3)	16 (14)	1 (0)	6 (0)
6	91 (6)	14 (9)	1 (0)	2 (0)
7	78 (17)	14 (19)	0 (0)	0 (0)
Respiratory season total	1151 (114)	14 (12)	18 (4)	2 (1)

Notes:

- Region assigned from laboratory data based on address of the case.
- Number in brackets refers to the count for the current reporting period.

Figure 4: Confirmed cases by age group and disease, August 27 to November 4, 2023 (Source: New Brunswick Regional Hospitals)

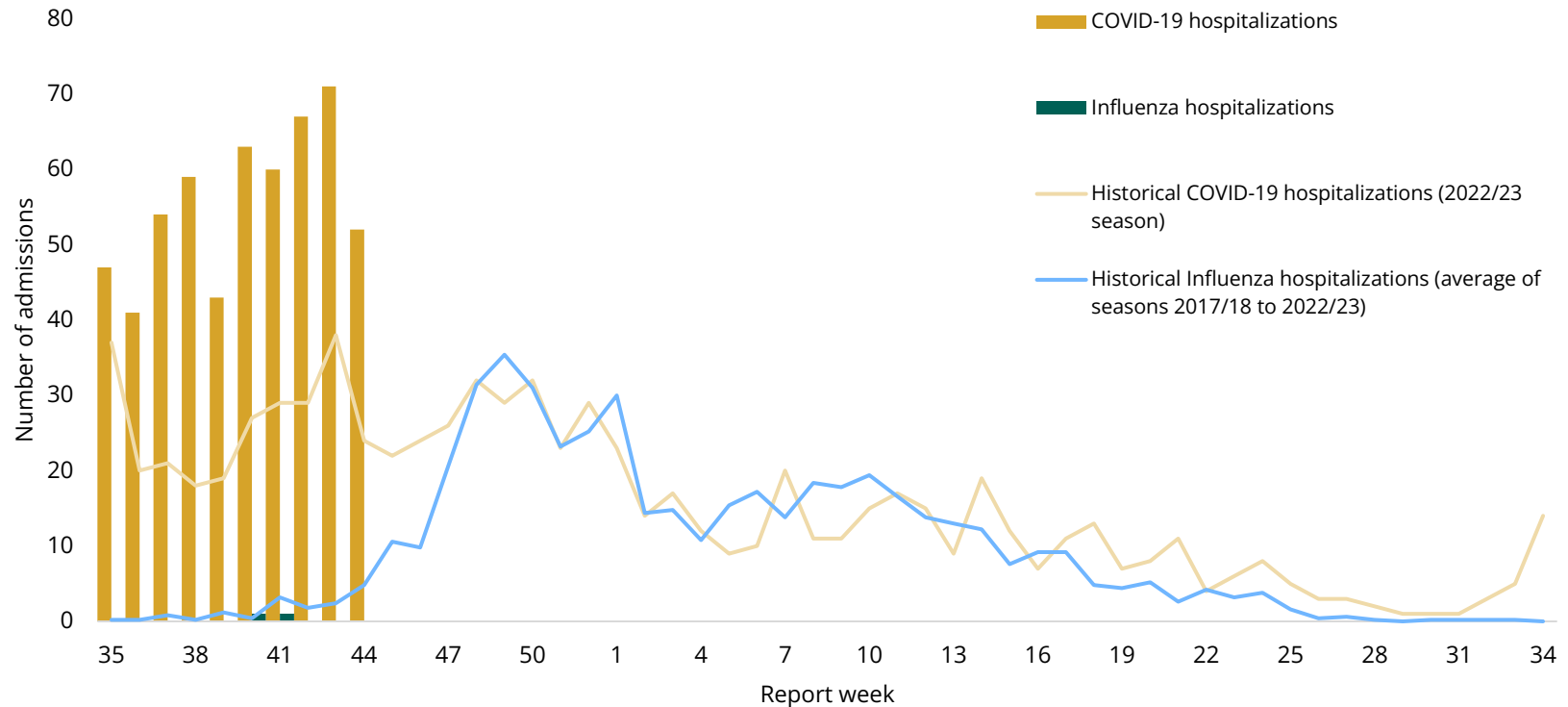


Notes:

- Age group is determined by age associated with confirmed test result.

HOSPITALIZATION AND DEATH DATA

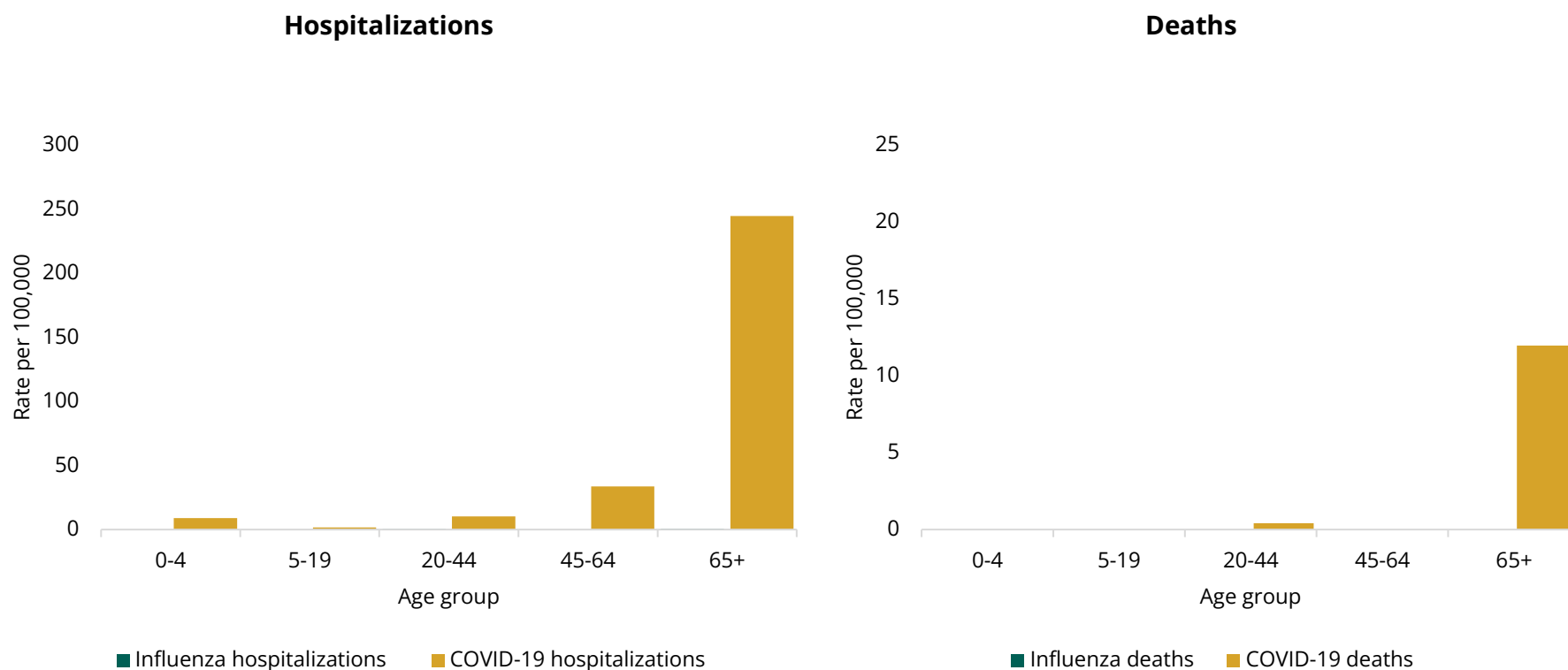
Figure 5: Number of COVID-19 and influenza hospitalizations by week of admission, August 27 to November 4, 2023 (Source: Horizon Health Network and Réseau de Santé Vitalité)



Notes

- Hospitalizations includes non-ICU and ICU admissions.
- Hospitalizations based on admission date or if patient is hospitalized prior to confirmed test result, the test result date is used.
- Historical influenza excludes pandemic 2020-21 season.
- Historical COVID-19 only includes season 2022-23 due to the changing testing strategies that occurred in years prior.
- Historical COVID-19 only includes hospitalizations for COVID-19, as per the reason for admission.

Figure 6: Rate per 100,000 COVID-19 and influenza hospitalizations and deaths by age group, August 27 to November 4, 2023
 (Source: Horizon Health Network and Réseau de Santé Vitalité)



Notes:

- Hospitalizations includes non-ICU and ICU admissions.
- Age group is determined by age associated with confirmed test result.
- Population estimates from Statistics Canada 2022 Census of Population.

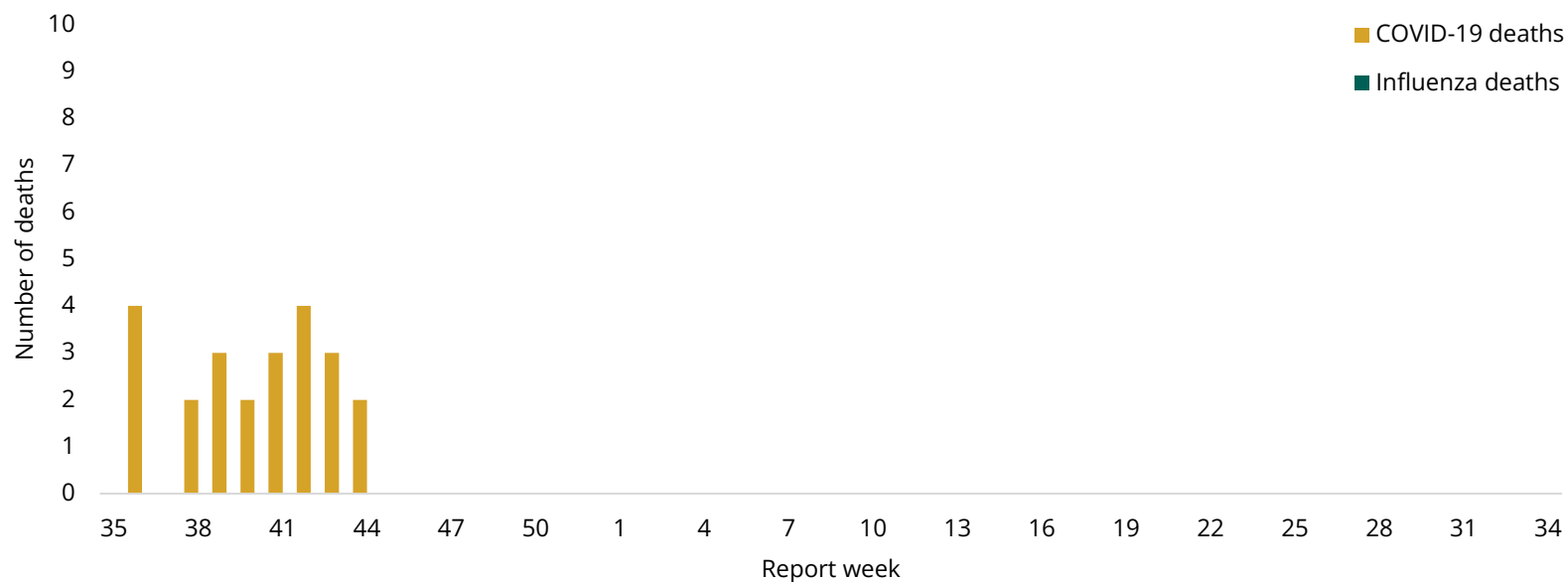
Table 3: Number of COVID-19 and influenza hospitalizations by age group, August 27 to November 4, 2023 (Source: Horizon Health Network and Réseau de Santé Vitalité)

Age group	COVID-19			Influenza		
	Hospitalizations	ICU	Death	Hospitalizations	ICU	Death
0-4	3 (1)	0 (0)	0 (0)	0 (0)	0 (0)	0 (0)
5-19	2 (0)	0 (0)	0 (0)	0 (0)	0 (0)	0 (0)
20-44	25 (0)	2 (0)	1 (1)	1 (0)	0 (0)	0 (0)
45-64	77 (9)	7 (1)	0 (0)	0 (0)	0 (0)	0 (0)
65+	450 (42)	22 (3)	22 (1)	1 (0)	0 (0)	0 (0)
Total	557 (52)	31 (4)	23 (2)	2 (0)	0 (0)	0 (0)

Notes:

- Hospitalizations includes non-ICU and ICU admissions.
- Age group is determined by age associated with confirmed test result.
- ICU status noted at time of admission.
- Number in brackets refers to the count for the current reporting period.

Figure 7: Number of COVID-19 and influenza deaths by date of death, August 27 to November 4, 2023 (Source: Horizon Health Network and Réseau de Santé Vitalité)

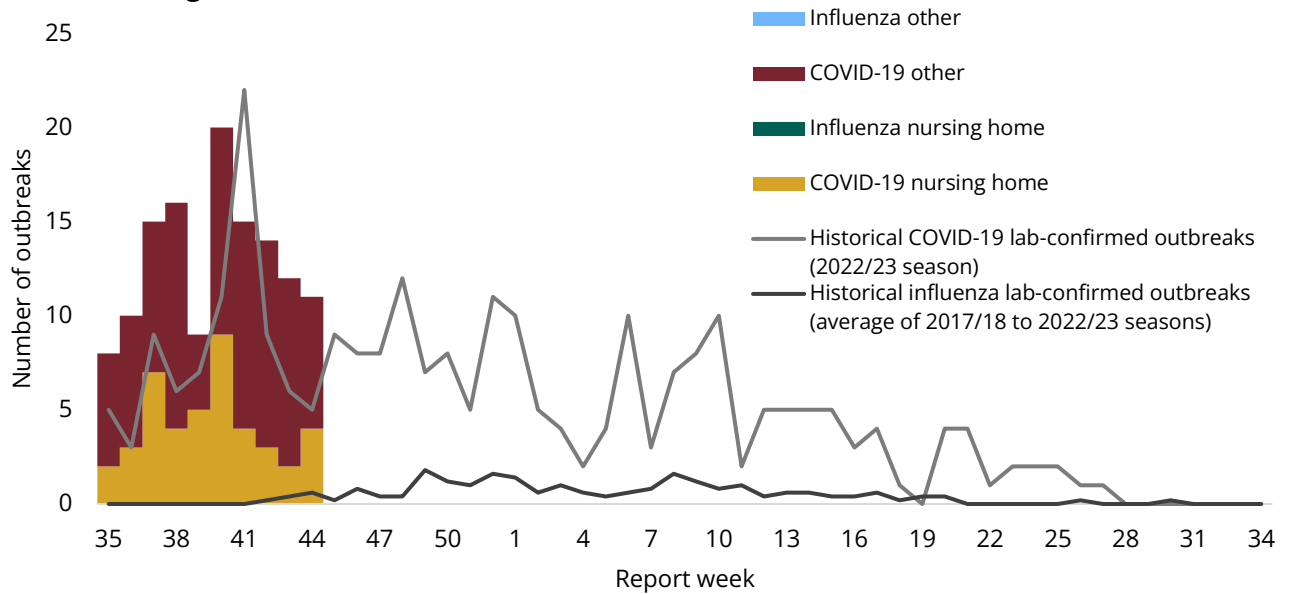


Notes:

- Deaths reported based on the date of death.

OUTBREAKS

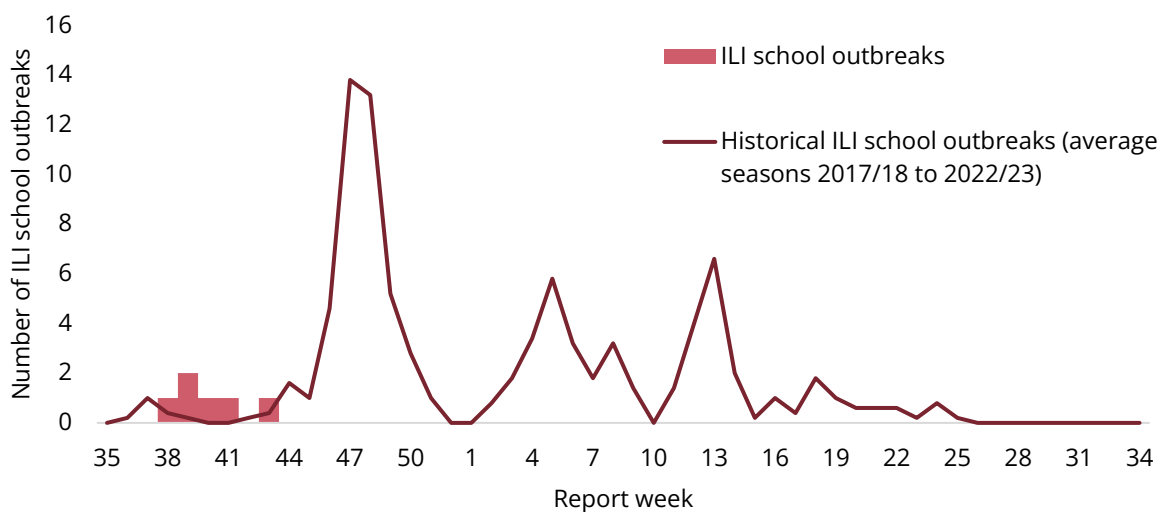
Figure 8: Number of lab-confirmed outbreaks by disease and report week (date of declaration), August 27 to November 4, 2023 (Source: CNPHI)



Notes

- Outbreaks are reported based on their date of declaration.
- Historical influenza excludes pandemic 2020-21 season.
- Other includes lab-confirmed outbreaks outside nursing home.
- The types and numbers of facilities that report lab-confirmed outbreaks may differ each season.

Figure 9: Number of ILI school outbreaks received, August 27 to November 4, 2023 (Source: CNPHI)

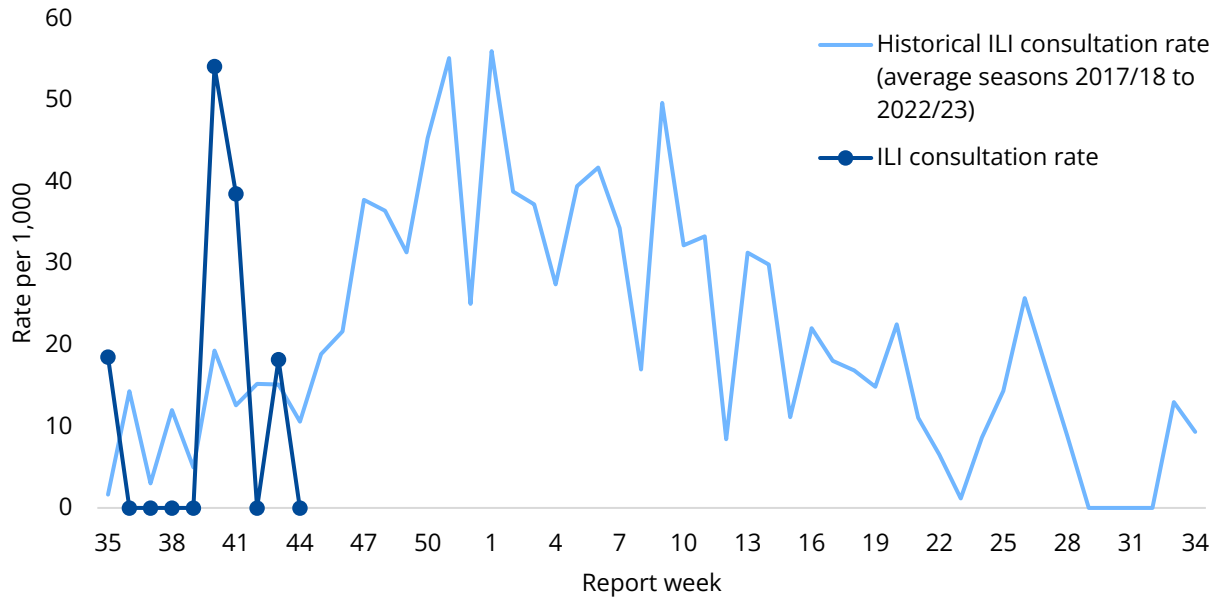


Notes

- School outbreaks based on 10% absenteeism in school due to ILI symptoms.
- Historical ILI excludes pandemic 2020-21 season.

SENTINEL SURVEILLANCE

Figure 10: ILI consultation rates by report week, August 27 to November 4, 2023 (NB SPRN sites)



Notes:

- A total of 23 sites were registered this season to report on the number of ILI patients and total patient consultations one day during a reporting week.
- The sentinel response rate was 9% for the NB SPRN.
- Historical ILI consultation rates exclude the pandemic season 2020-21.

NATIONAL AND INTERNATIONAL ACTIVITY

For current national influenza activity, please refer to the National FluWatch Report at: <http://www.phac-aspc.gc.ca/fluwatch/>.

For current national COVID activity, please refer to the COVID-19 epidemiology update at: [COVID-19 epidemiology update: Summary — Canada.ca](https://www.canada.ca/en/health-services/public-health/services/surveillance/covid-19-epidemiology-update-summary).

Influenza:

WHO, Global Influenza Program: <https://www.who.int/teams/global-influenza-programme/surveillance-and-monitoring/influenza-updates/current-influenza-update>

Europe, influenza update: <https://www.ecdc.europa.eu/en/seasonal-influenza/surveillance-reports-and-disease-data>

PAHO, influenza activity: <https://www.paho.org/en/influenza-situation-report>

United States, influenza update: www.cdc.gov/flu/weekly/

Australia, influenza update: <https://www.health.gov.au/our-work/influenza-surveillance-program>

COVID-19:

WHO, COVID-19: <https://www.who.int/emergencies/diseases/novel-coronavirus-2019>

Europe, COVID-19 update: <https://www.ecdc.europa.eu/en/covid-19/situation-updates>

PAHO, COVID activity: <https://www.paho.org/en/topics/coronavirus-infections/coronavirus-disease-covid-19-pandemic>

United States, COVID data tracker: <https://covid.cdc.gov/covid-data-tracker/#datatracker-home>

Australia, COVID update: <https://www.health.gov.au/health-alerts/covid-19/case-numbers-and-statistics?language=en>

Human Emerging Respiratory Pathogens:

COVID, Novel Influenza, MERS-CoV: <https://www.canada.ca/en/public-health/services/surveillance/human-emerging-respiratory-pathogens-bulletin.html>

MERS-CoV: [WHO EMRO](#) | [MERS outbreaks](#) | [MERS-CoV](#) | [Health topics](#)

Appendix A: Case definitions

COVID-19 case: The detection of at least one specific gene target by a validated laboratory based NAAT assay performed at a recognized laboratory OR a validated point-of-care NAAT that has been deemed acceptable to provide a final result by the Government of New Brunswick OR a four-fold or greater seroconversion/diagnostic rise in viral specific antibody titre in serum or plasma using a validated laboratory-based serological-based serological assay for SARS-CoV-2.

Influenza case: Clinical illness with laboratory confirmation of infection: isolation of influenza virus from an appropriate clinical specimen (NP, throat/Nose) or demonstration of influenza virus antigen in an appropriate clinical specimen or significant rise (e.g. fourfold or greater) in influenza IgG titre between acute and convalescent sera or detection of influenza RNA.

Influenza-like illness (ILI): Acute onset of respiratory illness with fever and cough and with one or more of the following - sore throat, arthralgia, myalgia, or prostration which is likely due to influenza. In children under 5, gastrointestinal symptoms may also be present. In patients under 5 or 65 and older, fever may not be prominent.

Deceased case: A confirmed case who was admitted to hospital and whose death occurred during their stay. A death due to COVID-19 or influenza does not mean that it was necessarily the primary or contributing factor to the cause of death.

Hospitalization: Admission to hospital with a laboratory confirmation of a respiratory disease within 14 days prior to or upon admission OR a laboratory confirmation of a respiratory disease during their stay.

ICU admission: Admission to ICU with a laboratory confirmation of a respiratory disease within 14 days prior to or upon admission OR a laboratory confirmation of a respiratory disease during their stay.

COVID-19 outbreak: An outbreak in a vulnerable setting may be declared by the MOH, typically when there are two or more positive cases among residents or staff with an epidemiological link within 10 days.

Influenza outbreak: An outbreak in a vulnerable setting may be declared by the MOH, typically when there are two or more positive cases among residents or staff with an epidemiological link within 7 days.

Appendix B: Data sources

Admission discharge transfer database

- Data are extracted weekly.
- Data shown in this report represent available data at the time of extraction.
- Missed events will be captured in subsequent reports as data become available.
- Data includes patients with a positive laboratory result and a health card number.

Provincial Public Health Laboratory Information System

- Data are extracted weekly.
- Data shown in this report represent available data at the time of extraction.
- Missed events will be captured in subsequent reports as data become available.

Appendix C: Breakdown of influenza cases by strain and age group.

Figure 11: Influenza cases by report week and strain, August 27 to November 4, 2023

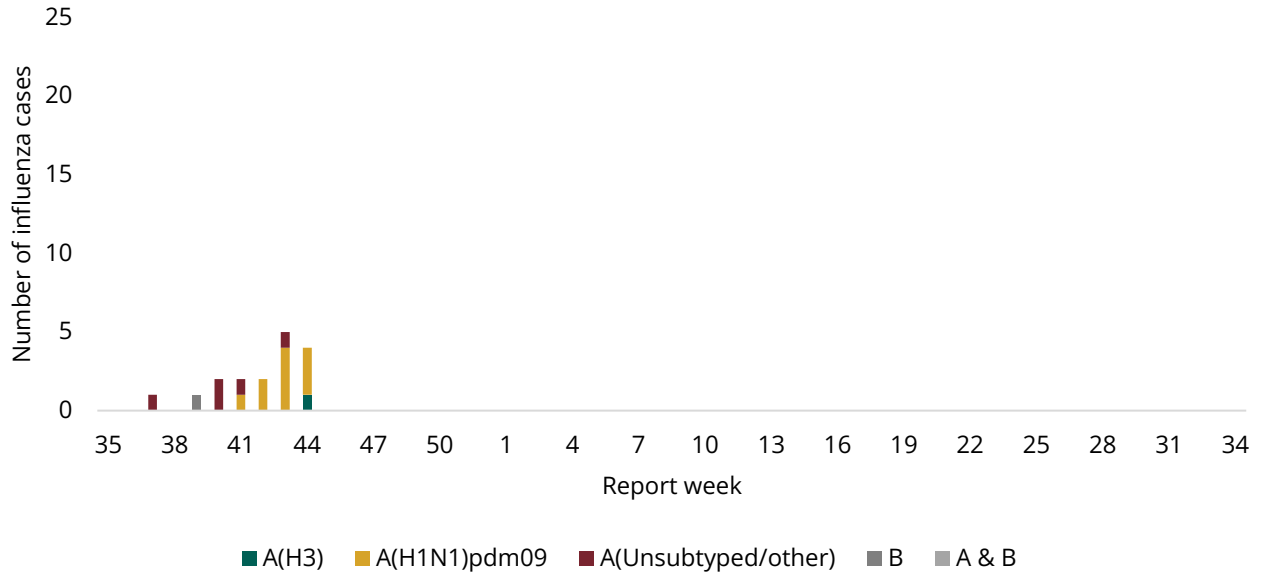


Table 4: Influenza hospitalizations by strain and age group, August 27 to November 4, 2023

Age Group	Influenza A				Influenza B	Co-infection
	A(H3)	A(H1N1)pdm09	Unsubtyped /other	A Total	B Total	A & B Total
0-4	0	0	0	0	0	0
5-19	0	0	0	0	0	0
20-64	0	0	1	1	0	0
65+	0	0	1	1	0	0
Total	0	0	2	2	0	0