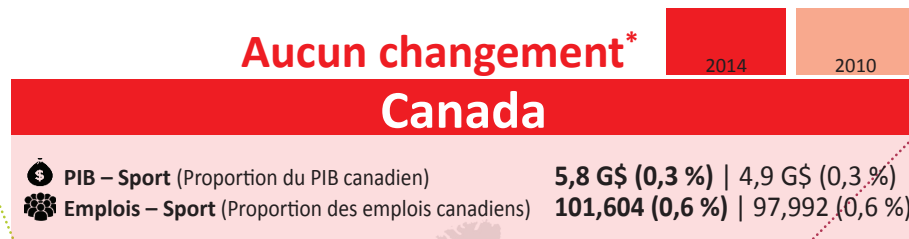

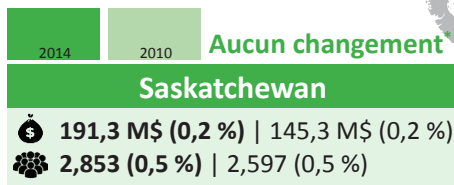

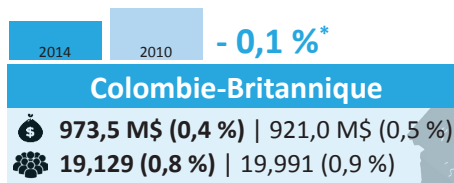


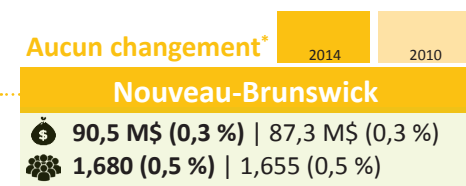

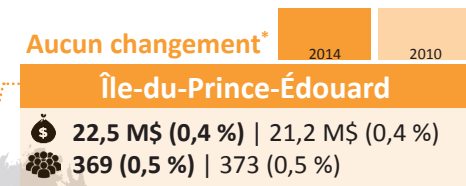





# Tendances relatives au **SPORT** - PIB et emplois, 2010-2014\*\*



**Légende des résultats provinciaux-territoriaux**

💰 PIB – Sport - 2014 (Proportion du PIB prov./terr.) / PIB – Sport - 2010 (Proportion du PIB prov./terr.)  
 🌿 Emplois – Sport - 2014 (Proportion des emplois prov./terr.) / Emplois – Sport – 2010 (Proportion des emplois prov./terr.)



\* Variation en pourcentage du PIB du sport entre 2010 et 2014. \*\* Perspective du produit