

## **WEEKLY NEW BRUNSWICK INFLUENZA REPORT**

**Reporting period: March 17 to March 23 2013 (week 12)**

### **Summary**

#### **In New Brunswick, continued decrease on influenza activity since week 4 and 5**

##### **New Brunswick:**

- There have been 16 positive influenza detections during week 12 (2% increase from previous week), 8 influenza A (H3), 4 influenza A (H1N1)pdm09, 1 influenza A (unsubtyped) and 3 influenza B.
- The ILI consultation rate decreased and was below the expected range for this time of year.
- 1 new ILI outbreak was reported in a school.

##### **Canada:**

- Overall detections of influenza continued to decline, however the proportion of influenza B detections increased. Several indicators, including the ILI consultation rate, the proportion of prescriptions for antivirals, and the number of pediatric hospitalizations decreased. No region reported widespread activity and 12 regions reported localized activity.
- 490 laboratory detections of influenza were reported, proportion of positive tests was 12.3%.
- The ILI consultation rate decreased and is below the expected level for this time of year. 9 influenza outbreaks were reported: 4 in long-term care facilities and 5 in other settings.

##### **International:**

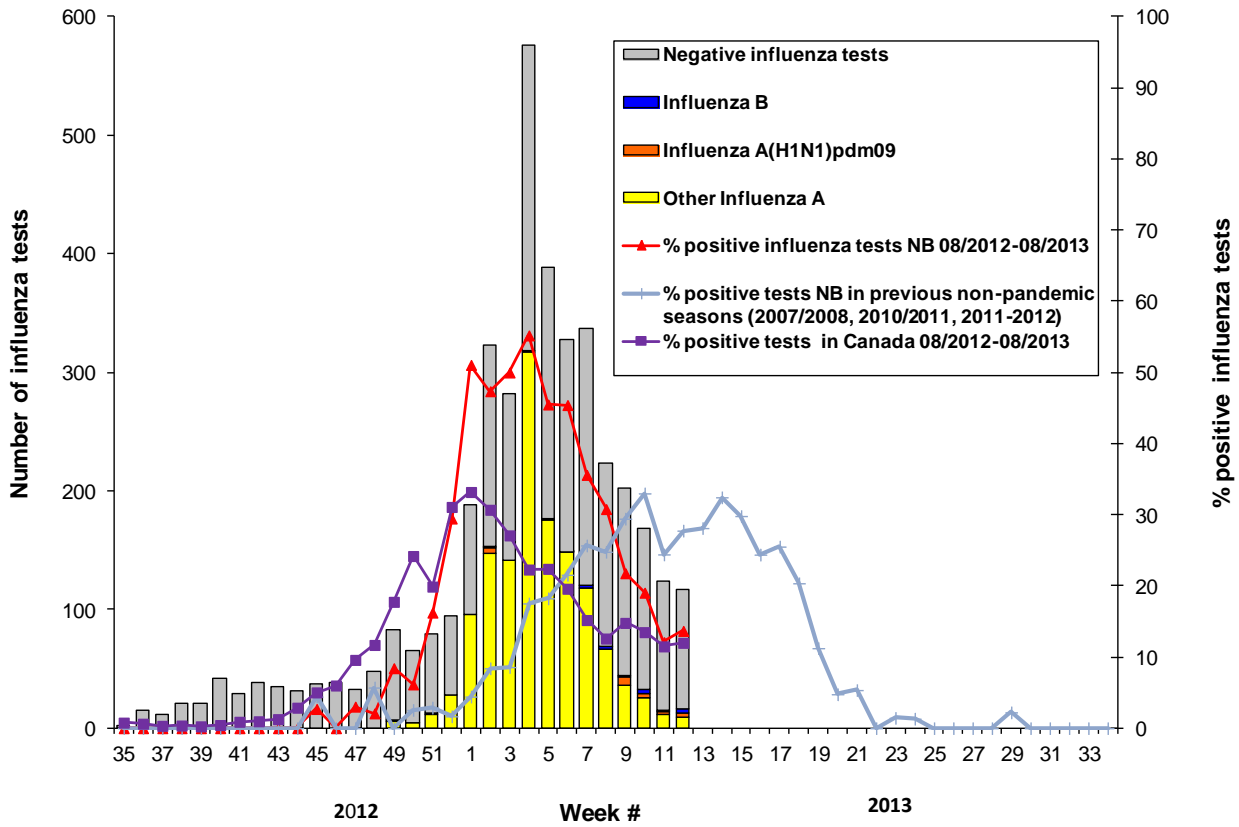
- Human infection with Avian Influenza: 3 cases of human infection with avian influenza A, H7N9 was reported in China: 2 male (87 yr and 27 yr old -died), 1 female (35 yr old- critical condition). All presented with respiratory tract infection with progression to severe pneumonia and breathing difficulties. Disease onset between 19 February and 15 March 2013. No epi-links between the cases has been identified. An investigation including follow-up of contacts, source, mode of transmission is ongoing.
- Novel Coronavirus: 17 laboratory-confirmed cases have been reported from Saudi Arabia (9), Qatar (2), Jordan (2), United Kingdom (3), and United Arab Emirates (1). Onset of illness was between April 2012 and March 2013.

#### **1) Influenza Laboratory Data<sup>1</sup>**

- A 2% increase in percent positive laboratory results compared to previous week.
- 16 influenza detections were reported during that period.
- Since the beginning of the season, 1384 positive influenza detections have been reported, 24 influenza A (H1N1)pdm09, 444 influenza A (H3) viruses, 899 influenza A (unsubtyped) and 17 influenza B.

<sup>1</sup> Surveillance specimens are submitted by recruited New Brunswick Sentinel Practitioner Influenza Network (NB SPIN) practitioners, which are comprised of 8 sites in Emergency Rooms, 5 sites in Family Practice, 3 sites in First Nations communities, 1 site in a Nursing Home, 3 sites in Universities and 8 sites in Community Health Centers. Diagnostic specimens are submitted by physicians in the community/hospital setting. Influenza laboratory data is comprised of results from surveillance and diagnostic specimens. All laboratory specimens are tested using a real-time PCR assay, which is a rapid detection method designed for detection of all known variants of influenza A and B. All laboratory-confirmed cases are reported for the week when laboratory confirmation was received.

**Graph 1:** Number and percent of positive influenza specimens in New Brunswick, by week, up to March 23, 2013 (data source: G. Dumont lab results)



**Table 1: Positive influenza test results by Health Region in New Brunswick up to March 23, 2013 (data source: G. Dumont lab results)**

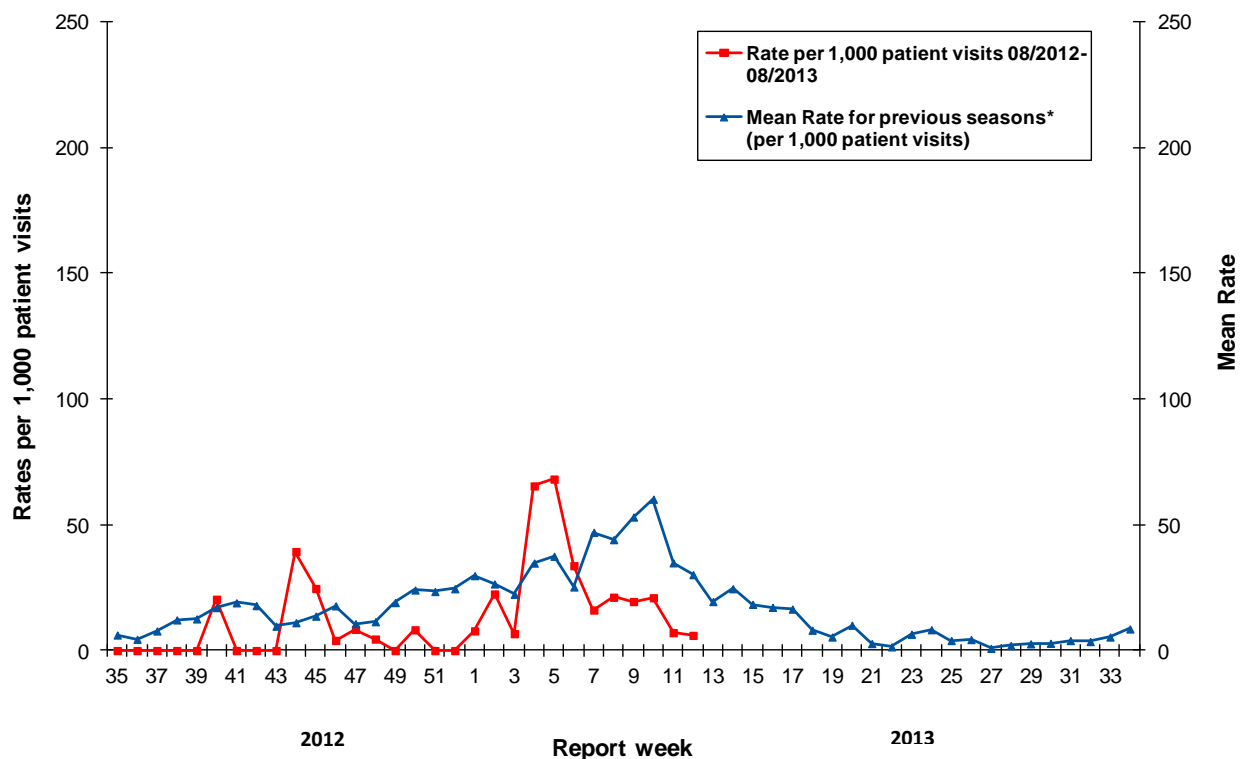
Region	Reporting period: March/17/2012–March/23/2013							Cumulative: (2012/2013 season) Aug./26/2012 –Mar./23/2013						Cumulative: (2011/2012 season) Aug./28/2011 – Aug./25/2012			
	Activity level <sup>2</sup>	A				B	Total	A				B	Total	A		B	Total
		A(H1)	A(H3)	(H1N1) pdm09	unsub typed	A(H1)		A(H3)	(H1N1) pdm09	unsub typed	A(H1)	(H1N1) pdm09		Non-(H1N1) pdm09	(H1N1) pdm09		
Region 1	Sporadic	0	2	1	0	1	4	0	155	8	369	6	538	24	17	206	247
Region 2	Sporadic	0	4	0	1	0	5	0	49	2	158	5	214	1	2	18	21
Region 3	Sporadic	0	0	1	0	1	2	0	27	6	58	1	92	1	0	3	4
Region 4	Sporadic	0	0	1	0	0	1	0	33	4	134	0	171	2	9	2	13
Region 5	Sporadic	0	1	1	0	0	2	0	11	1	9	0	21	0	2	4	6
Region 6	Sporadic	0	0	0	0	1	1	0	136	2	115	4	257	1	6	16	23
Region 7	Sporadic	0	1	0	0	0	1	0	33	1	56	1	91	1	1	12	14
<b>Total NB</b>		<b>0</b>	<b>8</b>	<b>4</b>	<b>1</b>	<b>3</b>	<b>16</b>	<b>0</b>	<b>444</b>	<b>24</b>	<b>899</b>	<b>17</b>	<b>1384</b>	<b>30</b>	<b>37</b>	<b>261</b>	<b>328</b>

<sup>2</sup> Influenza activity level definition is available on the PHAC FluWatch website: <http://www.phac-aspc.gc.ca/fluwatch/12-13/def12-13-eng.php>

## 2) ILI Consultation Rates<sup>3</sup>

- During week 12, the ILI consultation rate was 6.1 consultations per 1,000 patient visits, and was below the expected levels for this time of year.
- During week 12, the sentinel response rate was 34% for both the FluWatch sentinel physicians and the NB SPIN practitioners.

Graph 2: ILI Consultation Rates in New Brunswick, by report week, season 2012/13 compared to previous seasons\*



\* The mean rate was based on data from the 1996/97 to 2011/2012 seasons and excludes the Pandemic season (2009-2010).

<sup>3</sup> A total of 38 practitioner sites (20 FluWatch sentinel physicians and 18 NB SPIN sites) are recruited this season to report the number of ILI patients and total patient consultations one day during a reporting week.

### 3) ILI and Laboratory-Confirmed Outbreak Data

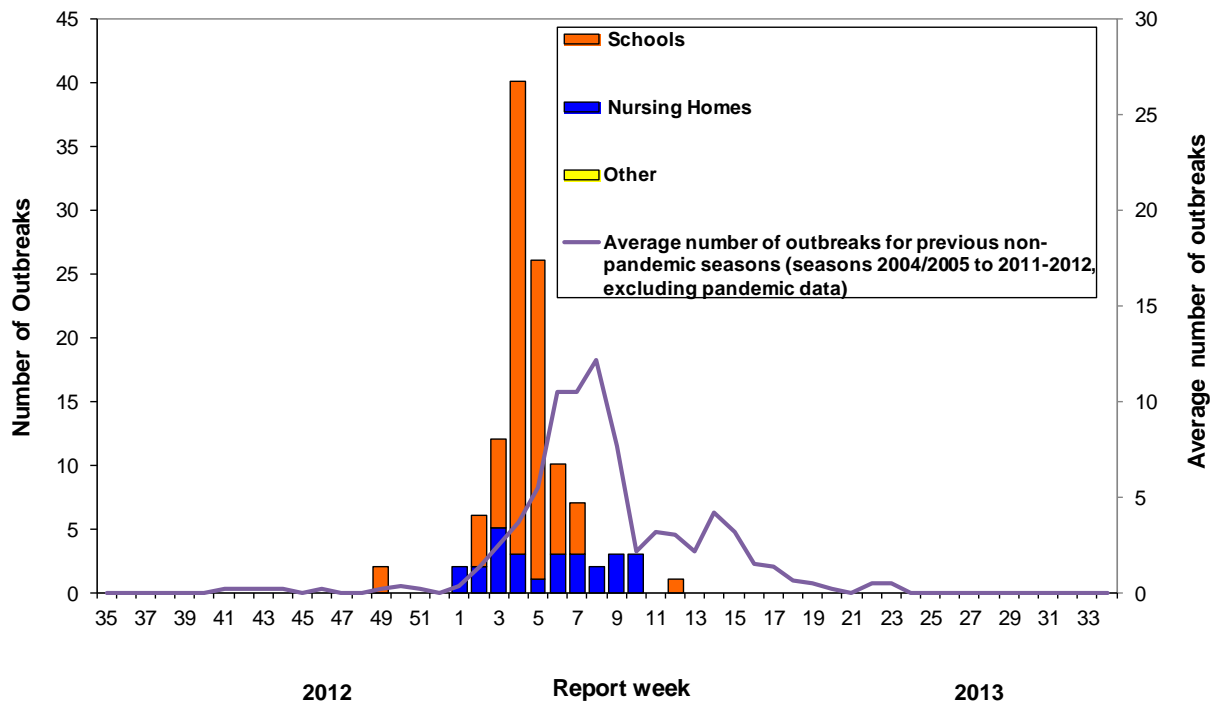
Table 2: ILI activity/outbreaks in New Brunswick nursing homes and schools for the reporting week, current and previous seasons.

	Reporting period: March/10/2012–March/16/2013			Cumulative # of outbreaks season 2012-2013	Cumulative # of outbreaks season 2011-2012
	Lab-confirmed outbreaks in Nursing Homes*	Schools reporting ILI outbreaks**	Lab-confirmed outbreaks in Other Settings*		
Region 1	0 out of 13	0 out of 74	0	14	4
Region 2	0 out of 15	0 out of 81	0	38	6
Region 3	0 out of 14	0 out of 95	0	20	8
Region 4	0 out of 6	0 out of 22	0	2	2
Region 5	0 out of 2	0 out of 18	0	6	7
Region 6	0 out of 9	1 out of 35	0	22	2
Region 7	0 out of 4	0 out of 27	0	10	2
Total NB	0 out of 63	1 out of 352	0	112	31

\*Two or more ILI cases within a seven day period, including at least one laboratory-confirmed case of influenza. Outbreaks are reported in the week when laboratory confirmation is received.

\*\*Schools reporting greater than 10% absenteeism (or absenteeism that is higher (e.g. >5-10%) than expected level as determined by school or Public Health Authority) which is likely due to ILI.

**Graph 3: Number of Influenza Outbreaks in Nursing Homes<sup>1</sup> and ILI Outbreaks in Schools<sup>2</sup> reported to Public Health in New Brunswick, by report week, season 2012/13.**



<sup>1</sup> The National FluWatch definition of an outbreak in a nursing home is stated as two or more cases of ILI within a seven-day period, including at least one laboratory confirmed case.  
<sup>2</sup> The National FluWatch definition of an ILI outbreak in a school is stated as absenteeism greater than 10% (or absenteeism that is higher (e.g.>5-10%) than expected level as determined by school or Public Health Authority) which is likely due to ILI.

**National Flu Watch Program** - Additional information on influenza activity in Canada and around the world is available on the Public Health Agency of Canada’s website at:  
[www.phac-aspc.gc.ca/fluwatch/index.html](http://www.phac-aspc.gc.ca/fluwatch/index.html)

**Other Links:**

- World- [http://www.who.int/influenza/surveillance\\_monitoring/updates/latest\\_update\\_GIP\\_surveillance/en/index.html](http://www.who.int/influenza/surveillance_monitoring/updates/latest_update_GIP_surveillance/en/index.html)
- Europe: [http://www.euroflu.org/cgi-files/bulletin\\_v2.cgi](http://www.euroflu.org/cgi-files/bulletin_v2.cgi) and [http://www.ecdc.europa.eu/en/healthtopics/seasonal\\_influenza/epidemiological\\_data/Pages/Weekly\\_Influenza\\_Surveillance\\_Overview.aspx](http://www.ecdc.europa.eu/en/healthtopics/seasonal_influenza/epidemiological_data/Pages/Weekly_Influenza_Surveillance_Overview.aspx)
- PAHO: [http://new.paho.org/hq/index.php?option=com\\_content&task=blogcategory&id=805&Itemid=569](http://new.paho.org/hq/index.php?option=com_content&task=blogcategory&id=805&Itemid=569)
- Australia: <http://www.health.gov.au/internet/main/publishing.nsf/Content/cda-surveil-ozflu-flucurr.htm>
- New Zealand: [http://www.surv.esr.cri.nz/virology/influenza\\_weekly\\_update.php](http://www.surv.esr.cri.nz/virology/influenza_weekly_update.php)
- Argentina: <http://www.msal.gov.ar/>
- South Africa: <http://www.nicd.ac.za/>
- US: [www.cdc.gov/flu/weekly/](http://www.cdc.gov/flu/weekly/)